



AGENDA

Investment Advisory Committee April 22, 2026

Trang Nguyen
Finance Director

Garrett Smith
City Treasurer

Sofia So
Executive Assistant

MARK MITTMANN
Chair

RICHARD MADRIGAL
Vice Chair

PAUL MITTMANN
Committee Member

JORDAN PRELL
Committee Member

AL ZELINKA
Committee Member

VACANT
Committee Member

VACANT
Committee Member

5:30 PM Regular Session

Weimer Room
300 E. Chapman Avenue
Orange, CA 92866

Welcome to the Investment Advisory Committee Meeting. Regular meetings of the City of Orange Investment Advisory Committee are held on the fourth Wednesday of January, April, July, and October at 5:30 p.m.

Agenda Information

The agenda contains a brief general description of each item to be considered. Written materials relating to an item on the agenda that are provided to the Investment Advisory Committee (IAC) after agenda packet distribution and within 72 hours before it is to consider the item will be made available for public inspection in the City Clerk's Office located at 300 E. Chapman Avenue, Orange, during normal business hours; at the IAC meeting; and made available on the City's website.

Public Participation

Pursuant to Government Code Section 54954.3, members of the public may address the Investment Advisory Committee on any agenda items or matters within the jurisdiction of the governing body by using any of the following methods:

1) In-Person

To speak on an item on the agenda, complete a speaker's card indicating your name and address, and identifying the agenda item number or subject matter you wish to address. The card should be given to staff prior to the start of the meeting. General comments are made during the "Public Comments" section on the agenda. Public comments are limited to three (3) minutes per speaker, unless a different time limit is announced.

2) Written Public Comments

Members of the public can submit their written comments electronically for the Committee's consideration by using the eComment feature on the Agenda page of the City's website at www.cityoforange.org. To ensure distribution to the Committee prior to consideration of the agenda, we encourage the public to submit written comments by 11:00 a.m. the day of the meeting. All written comments will be provided to the Committee Members for consideration and posted on the City's website after the meeting.

Please contact the City Clerk's Office at (714) 744-5500 with any questions.

ADA Requirements: In compliance with the Americans with Disabilities Act, if you need accommodations to participate in this meeting, contact the Finance Department at (714) 744-2230. Notification at least 48 hours in advance of meeting will enable the City to make arrangements to assure accessibility to this meeting.

1. OPENING/CALL TO ORDER**1.1 PLEDGE OF ALLEGIANCE**

Committee Member Jordan Prell

1.2 ROLL CALL**2. PUBLIC COMMENTS**

Opportunity for members of the public to address the Investment Advisory Committee on matters not listed on the agenda which are within the subject matter jurisdiction of the Committee, provided that NO action may be taken on off-agenda items unless authorized by law. Public Comments are limited to three (3) minutes per speaker.

3. COMMITTEE BUSINESS**3.1. Selection of Investment Advisory Committee Officers****Recommended Action:**

Select a Chair and Vice Chair of the Investment Advisory Committee for a term ending January 27, 2027.

3.2. Investment Portfolio Update for January, February, and March 2026**Recommended Action:**

Receive and file.

Attachments:

[Staff Report](#)

[Chandler Monthly Investment Report January 2026](#)

[Chandler Monthly Investment Report February 2026](#)

[Chandler Monthly Investment Report March 2026](#)

[Chandler Interest Earning Projections – March 20, 2026 – June 30, 2027](#)

[Chandler Investment Report for the Period Ending March 31, 2026](#)

4. CITY TREASURER ORAL REPORT**5. ADJOURNMENT**

The next Regular meeting will be held on Wednesday, October 28, 2026 at 5:30 p.m. in the Weimer Room, 300 E. Chapman Ave., Orange, CA 92866.

I, Sofia So, Executive Assistant for the City of Orange, hereby declare, under penalty of perjury, that a full and correct copy of this agenda was posted pursuant to Government Code Section 54950 et. seq., at the following locations: Orange Civic Center kiosk and Orange City Clerk's Office at 300 E. Chapman Avenue, Orange Main Public Library at 407 E. Chapman Avenue, and uploaded to the City's website www.cityoforange.org.

Date posted: April 16, 2026



Agenda Item

Investment Advisory Committee

Item #: 3.1.

4/22/2026

File #: 26-0213

TO: Chair and Members of the Investment Advisory Committee

THRU: Trang Nguyen, Finance Director

FROM: Michelle Kresan, Assistant Finance Director

1. SUBJECT

Selection of Investment Advisory Committee Officers

2. SUMMARY

As part of its responsibilities, the Investment Advisory Committee will select a Chair and Vice Chair to lead the Commission meetings

3. RECOMMENDED ACTION

Select a Chair and Vice Chair of the Investment Advisory Committee for a term ending January 27, 2027.



Agenda Item

Investment Advisory Committee

Item #: 3.2.

4/22/2026

File #: 26-0212

TO: Chair and Members of the Investment Advisory Committee

THRU: Trang Nguyen, Finance Director

FROM: Garrett Smith, City Treasurer

1. SUBJECT

Investment Portfolio Update for January, February, and March 2026

2. SUMMARY

These reports provide a compilation of three-monthly Treasurer's Reports to the City Council for the third quarter of Fiscal Year 2025-2026. Included in the reports are an economic update and detail of the City's portfolio holdings, monthly transactions, and consolidated information on all cash and investments.

3. RECOMMENDED ACTION

Receive and file.

4. DISCUSSION AND BACKGROUND

The City's Fiscal Year 2025-26 Statement of Investment Policy has been adopted by the City Council of the City of Orange on 8/12/2025 as Resolution 25-0474 and is in accordance with the California Government Code Sections 53600 et seq. Per the Investment Policy, three monthly investment reports are to be submitted to the City Council within 45 days following the end of the quarter.

As required by the City's present Investment Policy, the City Treasurer's report delineates all investments made by the City Treasurer for the City, its special funds, and the Successor Agency funds, by investment type and by broker.

The monthly Compliance Report certifying compliance of all investments with both the Government Code and the City's Investment Policy is included.

The Investment Portfolio Statement accurately reflects all investments held by the City and its agents as of the end of the month. A summary of Treasurer's cash and investments is also included.

Summary of Cash and Investments:

The cash and investment report provides a summary of the cash and investment accounts held by the City as quarter ending March 31, 2026. As of March 31, 2026, the **book value** of the City's total investment portfolio was \$162,899,264 million, of which \$109.3 million, or 67%, was managed by Chandler Asset Management (Chandler), the City's investment manager. The remaining balance of \$53.5 million was managed by City staff - of which \$41.7 million was invested in the Local Agency

Investment Fund (LAIF) and \$11.8 million held in the City's operating checking account.

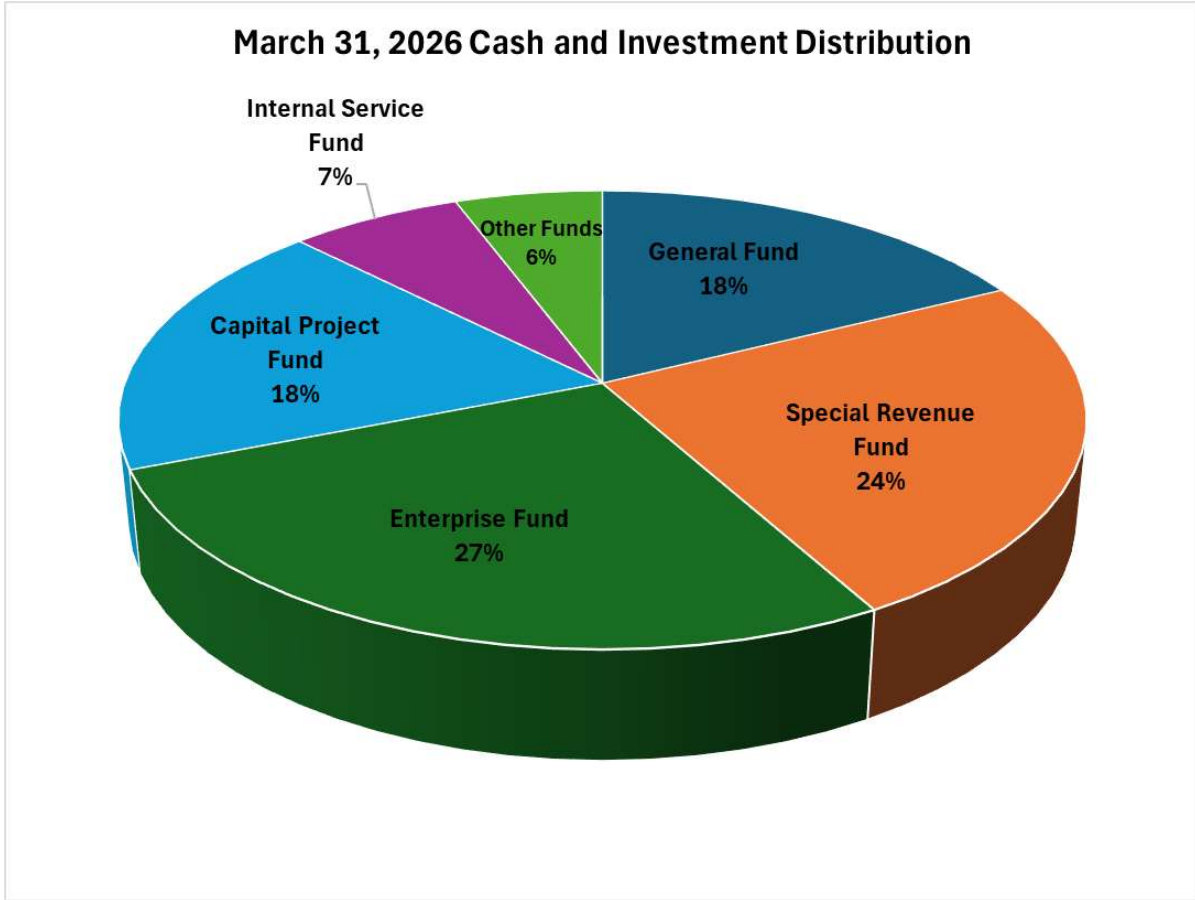
	Cash & Investments Balance¹
Chandler Investments:	\$109,303,884
LAIF, City:	\$35,795,189
LAIF, Successor Agency:	\$5,951,660
Wells Fargo Bank:	\$11,848,531
Balance at 12/31/2025	\$162,899,264

⁽¹⁾Represents the bank balance. Includes operating cash and investments (valued at cost). Does not include deposits with administrator, impress cash, fiscal agent cash and investments, and deferred compensation.

Pursuant to California Government Code Section 53646(b)(3), the City certifies that the reported cash and investment balances are sufficient to meet anticipated expenditures for the next six months.

In summary, cash and investments as of March 31, 2026 totaled just under \$163 million. The City's balances by fund are presented in the table below.

Fund Categories	Amount	
General Fund	28,735,483	18%
Special Revenue Fund	39,467,063	24%
Enterprise Fund	44,255,376	27%
Capital Project Fund	30,099,599	18%
Internal Service Fund	10,973,733	7%
Other Funds	9,368,010	6%
	162,899,264	100.0%



The City invests a large portion of its portfolio in Federal Agency Securities and U.S. Treasury Notes due to safety and preservation of capital to prevent loss. The City also invests a portion of its funds in LAIF which offers same day liquidity. Additionally, the City invests in high quality corporate notes, asset backed securities, and supranational agency bonds to obtain higher yields and add diversity to the portfolio. As of March 31, 2026 the City investments consisted of the following and are compliant with the Investment Policy.

Cash Transactions:

The City’s total cash and investment increased by almost \$3 million from the last quarter, bringing the total to just under \$163 million. Total cash fluctuates over the course of the fiscal year due to cyclical events. All cash disbursements are within the FY 2025-26 budget and all check registers are presented to the City Council monthly.

Investment Type	Book Value as of March 31, 2026	Percentage of Portfolio Investment by Type
Federal Agency Securities	22,650,574	67.10%
Corporate Notes	29,330,565	
Commercial Paper	2,172,190	
U.S. Treasury Notes	40,372,414	
Asset Backed Securities	11,443,875	
Supranational	2,604,889	
Money Market Fund	278,773	
Chandler Custodial Cash	450,605	
Local Agency Investment Fund City (LAIF 604)	35,795,189	25.63%
Local Agency Investment Fund Successor (LAIF 007)	5,951,660	
Checking Account/Custodial Cash (WF14)	622,916	7.27%
Checking Account/Custodial Cash (WF15)	137,305	
Checking Account/Custodial Cash (WF12)	11,088,310	
Total Investments	162,899,264	100%

Treasurers' Comments:

Over the last quarter, we saw a minimal return (.27%) mainly driven by March performance (decline) - this was due to Iranian issues. The \$15 million dollar increase in portfolio size is driven from a transfer out of LAIF. Due to the yield curve returning to normalcy and LAIF dropping on a yield perspective (3.81%) - I made the decision to move this amount back to our Chandler portfolio.

Q3 FY26 was right in line with the Chandler benchmark. We saw some shift in Treasury notes decreasing from 41% from 37% and Corporate notes increasing from 25% to 27%. Additionally, Agency CMBS rose from 2% to 8%.

The investment portfolio as a whole, is in a healthy state and in full compliance with city and state regulations. I will continue to look for options on maximizing our returns. Lastly, we have new analysis looking at interest projections into June 2027. We can anticipate a lift of \$1.2 million dollars as we look to end the fiscal year

5. ATTACHMENTS

- Chandler Monthly Investment Report January 2026
- Chandler Monthly Investment Report February 2026
- Chandler Monthly Investment Report March 2026
- Chandler Interest Earning Projections - March 20, 2026 - June 30, 2027
- Chandler Investment Report for the Period Ending March 31, 2026



Agenda Item

Investment Advisory Committee

Item #: 3.2.

4/22/2026

File #: 26-0212

TO: Chair and Members of the Investment Advisory Committee

THRU: Trang Nguyen, Finance Director

FROM: Garrett Smith, City Treasurer

1. SUBJECT

Investment Portfolio Update for January, February, and March 2026

2. SUMMARY

These reports provide a compilation of three-monthly Treasurer's Reports to the City Council for the third quarter of Fiscal Year 2025-2026. Included in the reports are an economic update and detail of the City's portfolio holdings, monthly transactions, and consolidated information on all cash and investments.

3. RECOMMENDED ACTION

Receive and file.

4. DISCUSSION AND BACKGROUND

The City's Fiscal Year 2025-26 Statement of Investment Policy has been adopted by the City Council of the City of Orange on 8/12/2025 as Resolution 25-0474 and is in accordance with the California Government Code Sections 53600 et seq. Per the Investment Policy, three monthly investment reports are to be submitted to the City Council within 45 days following the end of the quarter.

As required by the City's present Investment Policy, the City Treasurer's report delineates all investments made by the City Treasurer for the City, its special funds, and the Successor Agency funds, by investment type and by broker.

The monthly Compliance Report certifying compliance of all investments with both the Government Code and the City's Investment Policy is included.

The Investment Portfolio Statement accurately reflects all investments held by the City and its agents as of the end of the month. A summary of Treasurer's cash and investments is also included.

Summary of Cash and Investments:

The cash and investment report provides a summary of the cash and investment accounts held by the City as quarter ending March 31, 2026. As of March 31, 2026, the **book value** of the City's total investment portfolio was \$162,899,264 million, of which \$109.3 million, or 67%, was managed by Chandler Asset Management (Chandler), the City's investment manager. The remaining balance of \$53.5 million was managed by City staff - of which \$41.7 million was invested in the Local Agency

Investment Fund (LAIF) and \$11.8 million held in the City’s operating checking account.

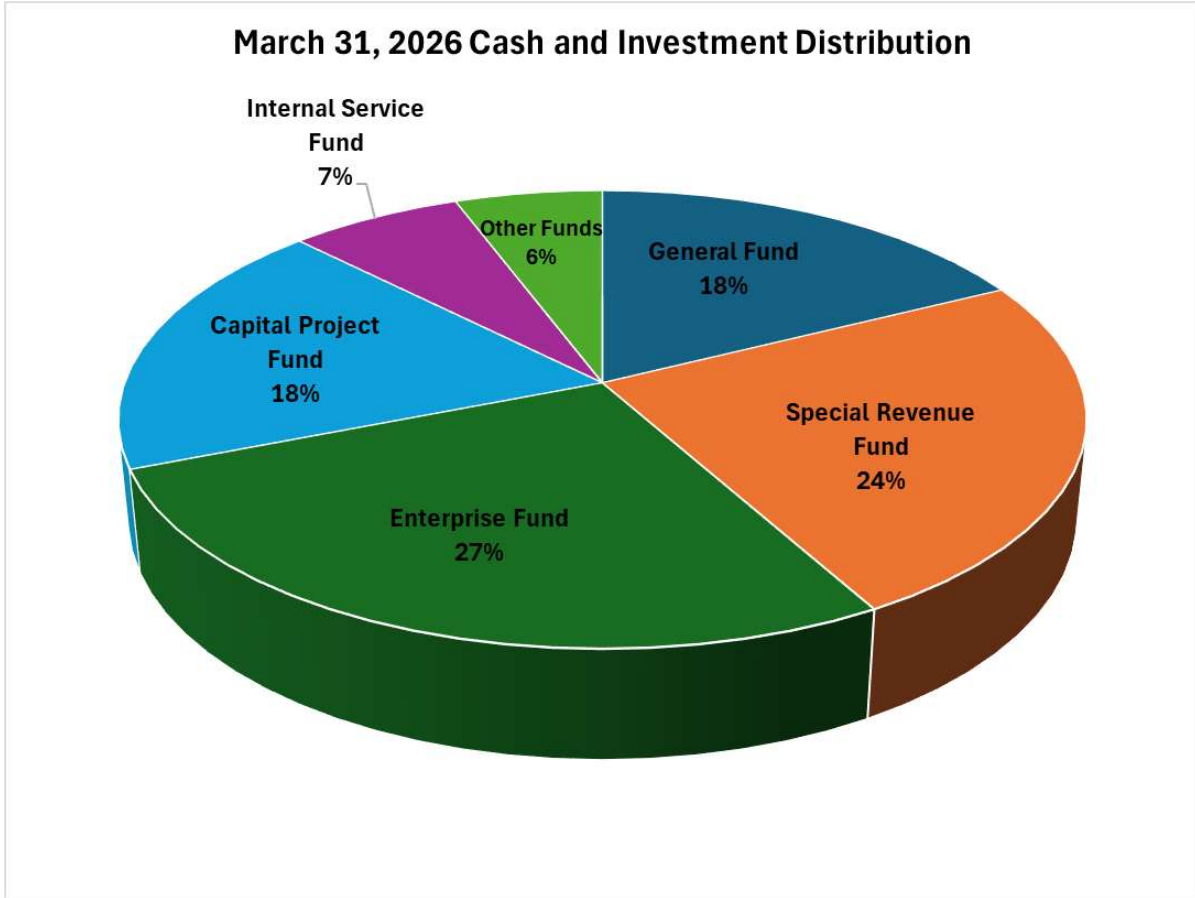
	Cash & Investments Balance¹
Chandler Investments:	\$109,303,884
LAIF, City:	\$35,795,189
LAIF, Successor Agency:	\$5,951,660
Wells Fargo Bank:	\$11,848,531
Balance at 12/31/2025	<u>\$162,899,264</u>

⁽¹⁾Represents the bank balance. Includes operating cash and investments (valued at cost). Does not include deposits with administrator, impress cash, fiscal agent cash and investments, and deferred compensation.

Pursuant to California Government Code Section 53646(b)(3), the City certifies that the reported cash and investment balances are sufficient to meet anticipated expenditures for the next six months.

In summary, cash and investments as of March 31, 2026 totaled just under \$163 million. The City’s balances by fund are presented in the table below.

Fund Categories	Amount	
General Fund	28,735,483	18%
Special Revenue Fund	39,467,063	24%
Enterprise Fund	44,255,376	27%
Capital Project Fund	30,099,599	18%
Internal Service Fund	10,973,733	7%
Other Funds	9,368,010	6%
	<u>162,899,264</u>	100.0%



The City invests a large portion of its portfolio in Federal Agency Securities and U.S. Treasury Notes due to safety and preservation of capital to prevent loss. The City also invests a portion of its funds in LAIF which offers same day liquidity. Additionally, the City invests in high quality corporate notes, asset backed securities, and supranational agency bonds to obtain higher yields and add diversity to the portfolio. As of March 31, 2026 the City investments consisted of the following and are compliant with the Investment Policy.

Cash Transactions:

The City’s total cash and investment increased by almost \$3 million from the last quarter, bringing the total to just under \$163 million. Total cash fluctuates over the course of the fiscal year due to cyclical events. All cash disbursements are within the FY 2025-26 budget and all check registers are presented to the City Council monthly.

Investment Type	Book Value as of March 31, 2026	Percentage of Portfolio Investment by Type
Federal Agency Securities	22,650,574	67.10%
Corporate Notes	29,330,565	
Commercial Paper	2,172,190	
U.S. Treasury Notes	40,372,414	
Asset Backed Securities	11,443,875	
Supranational	2,604,889	
Money Market Fund	278,773	
Chandler Custodial Cash	450,605	
Local Agency Investment Fund City (LAIF 604)	35,795,189	25.63%
Local Agency Investment Fund Successor (LAIF 007)	5,951,660	
Checking Account/Custodial Cash (WF14)	622,916	7.27%
Checking Account/Custodial Cash (WF15)	137,305	
Checking Account/Custodial Cash (WF12)	11,088,310	
Total Investments	162,899,264	100%

Treasurers' Comments:

Over the last quarter, we saw a minimal return (.27%) mainly driven by March performance (decline) - this was due to Iranian issues. The \$15 million dollar increase in portfolio size is driven from a transfer out of LAIF. Due to the yield curve returning to normalcy and LAIF dropping on a yield perspective (3.81%) - I made the decision to move this amount back to our Chandler portfolio.

Q3 FY26 was right in line with the Chandler benchmark. We saw some shift in Treasury notes decreasing from 41% from 37% and Corporate notes increasing from 25% to 27%. Additionally, Agency CMBS rose from 2% to 8%.

The investment portfolio as a whole, is in a healthy state and in full compliance with city and state regulations. I will continue to look for options on maximizing our returns. Lastly, we have new analysis looking at interest projections into June 2027. We can anticipate a lift of \$1.2 million dollars as we look to end the fiscal year

5. ATTACHMENTS

- Chandler Monthly Investment Report January 2026
- Chandler Monthly Investment Report February 2026
- Chandler Monthly Investment Report March 2026
- Chandler Interest Earning Projections - March 20, 2026 - June 30, 2027
- Chandler Investment Report for the Period Ending March 31, 2026

MONTHLY ACCOUNT STATEMENT

City of Orange | Account #10888 | As of January 31, 2026

CHANDLER ASSET MANAGEMENT | chandlerasset.com

Chandler Team:

For questions about your account, please call (800) 317-4747,
or contact clientservice@chandlerasset.com

Custodian:

US Bank

PORTFOLIO SUMMARY

City of Orange | Account #10888 | As of January 31, 2026

Portfolio Characteristics

Average Modified Duration	2.38
Average Coupon	3.71%
Average Purchase YTM	3.94%
Average Market YTM	3.79%
Average Credit Quality*	AA+
Average Final Maturity	2.80
Average Life	2.61

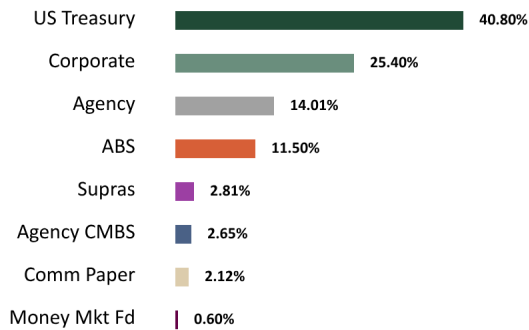
Account Summary

	End Values as of 12/31/2025	End Values as of 01/31/2026
Market Value	93,737,062.34	94,030,357.20
Accrued Interest	804,729.18	724,918.51
Total Market Value	94,541,791.53	94,755,275.72
Income Earned	495,220.13	187,692.28
Cont/WD	(14,519,567.06)	0.00
Par	93,105,767.16	93,468,681.86
Book Value	92,776,109.26	93,155,272.24
Cost Value	92,602,346.87	92,965,276.39

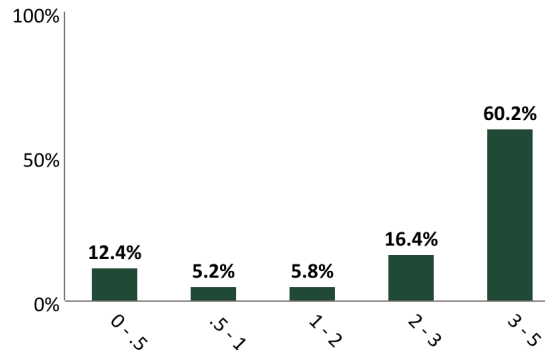
Top Issuers

United States	40.80%
Federal Home Loan Banks	9.55%
Farm Credit System	4.46%
Apple Inc.	3.19%
International Bank for Recon and Dev	2.81%
Federal Home Loan Mortgage Corp	2.65%
PepsiCo, Inc.	2.21%
Mitsubishi UFJ Financial Group, Inc.	2.12%

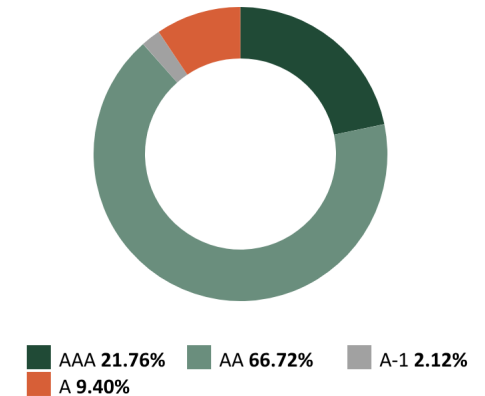
Sector Allocation



Maturity Distribution



Credit Quality*



Performance Review

Total Rate of Return**	1M	3M	YTD	1YR	2YRS	3YRS	5YRS	10YRS	Since Inception (01/01/22)
City of Orange	0.23%	0.96%	0.23%	5.54%	4.97%	4.74%	--	--	2.14%
Benchmark Return	0.16%	0.90%	0.16%	5.39%	4.46%	4.18%	--	--	1.96%

*The average credit quality is a weighted average calculation of the highest of S&P, Moody's and Fitch.

**Periods over 1 year are annualized.

Benchmark: ICE BofA 1-5 Year Unsubordinated US Treasury & Agency Index

RECONCILIATION SUMMARY



City of Orange | Account #10888 | As of January 31, 2026

Maturities / Calls

Month to Date	0.00
Fiscal Year to Date	(14,320,000.00)

Principal Paydowns

Month to Date	(87,287.23)
Fiscal Year to Date	(447,029.05)

Purchases

Month to Date	338,541.91
Fiscal Year to Date	21,688,453.04

Sales

Month to Date	(6,945.03)
Fiscal Year to Date	(19,411,806.27)

Interest Received

Month to Date	251,254.68
Fiscal Year to Date	2,068,221.17

Purchased / Sold Interest

Month to Date	0.00
Fiscal Year to Date	11,209.25

Accrual Activity Summary

	Month to Date	Fiscal Year to Date (07/01/2025)
Beginning Book Value	92,776,109.26	105,399,801.80
Maturities/Calls	0.00	(14,320,000.00)
Principal Paydowns	(87,287.23)	(447,029.05)
Purchases	338,541.91	21,688,453.04
Sales	(6,945.03)	(19,411,806.27)
Change in Cash, Payables, Receivables	118,605.05	120,084.69
Amortization/Accretion	16,248.27	114,007.75
Realized Gain (Loss)	0.01	11,760.29
Ending Book Value	93,155,272.24	93,155,272.24

Fair Market Activity Summary

	Month to Date	Fiscal Year to Date (07/01/2025)
Beginning Market Value	93,737,062.34	105,780,134.31
Maturities/Calls	0.00	(14,320,000.00)
Principal Paydowns	(87,287.23)	(447,029.05)
Purchases	338,541.91	21,688,453.04
Sales	(6,945.03)	(19,411,806.27)
Change in Cash, Payables, Receivables	118,605.05	120,084.69
Amortization/Accretion	16,248.27	114,007.75
Change in Net Unrealized Gain (Loss)	(85,868.12)	494,752.45
Realized Gain (Loss)	0.01	11,760.29
Ending Market Value	94,030,357.20	94,030,357.20

HOLDINGS REPORT



City of Orange | Account #10888 | As of January 31, 2026

Cusip	Security Description	Par Value/ Units	Purchase Date Purchase Yield	Cost Value Book Value	Mkt Price Mkt YTM	Market Value Accrued Int.	% of Port. Gain/Loss	Moody's/ S&P/ Fitch	Maturity Duration
ABS									
43815JAC7	HAROT 2023-1 A3 5.04 04/21/2027	38,789.18	02/16/2023 5.09%	38,781.98 38,787.07	100.20 3.96%	38,866.26 54.30	0.04% 79.18	Aaa/NA AAA	1.22 0.18
47800CAC0	JDOT 2023 A3 5.01 11/15/2027	134,870.59	02/22/2023 3.39%	134,846.01 134,861.26	100.42 4.14%	135,440.95 300.31	0.14% 579.69	Aaa/NA AAA	1.79 0.45
36271VAD9	GMALT 2025-1 A3 4.66 02/21/2028	430,000.00	02/05/2025 4.66%	429,949.26 429,965.53	100.77 3.83%	433,320.89 612.27	0.46% 3,355.36	NA/AAA AAA	2.06 0.87
05592XAD2	BMWOT 2023-A A3 5.47 02/25/2028	71,065.24	07/11/2023 5.47%	71,052.65 71,059.60	100.61 3.78%	71,501.09 64.79	0.08% 441.49	NA/AAA AAA	2.07 0.35
44935DAD1	HALST 2025-B A3 4.53 04/17/2028	330,000.00	04/24/2025 4.53%	329,970.20 329,977.82	100.88 3.84%	332,911.92 664.40	0.35% 2,934.10	NA/AAA AAA	2.21 1.20
02582JJZ4	AMXCA 2023-1 A 4.87 05/15/2026	350,000.00	06/07/2023 4.92%	349,968.96 349,997.01	100.31 3.81%	351,087.10 757.56	0.37% 1,090.09	NA/AAA AAA	0.28 0.28
362962AD4	GMALT 2025-2 A3 4.58 05/22/2028	985,000.00	-- 4.80%	985,558.36 985,373.40	100.85 3.83%	993,413.87 1,378.45	1.06% 8,040.47	NA/AAA AAA	2.31 1.07
438123AC5	HAROT 2023-4 A3 5.67 06/21/2028	215,853.53	11/01/2023 5.74%	215,815.52 215,833.91	101.06 3.94%	218,152.15 339.97	0.23% 2,318.25	Aaa/NA AAA	2.39 0.57
161571HT4	CHAIT 2023-1 A 5.16 09/15/2028	1,060,000.00	09/07/2023 5.23%	1,059,706.17 1,059,846.09	100.83 3.83%	1,068,803.30 2,430.93	1.14% 8,957.21	NA/AAA AAA	2.62 0.60
02582JKD1	AMXCA 2023-3 A 5.23 09/15/2026	1,055,000.00	09/12/2023 5.29%	1,054,952.84 1,054,990.24	100.88 3.82%	1,064,289.28 2,452.29	1.13% 9,299.04	NA/AAA AAA	0.62 0.60
096919AD7	BMWOT 2024-A A3 5.18 02/26/2029	411,580.90	06/04/2024 5.18%	411,518.39 411,540.18	100.91 3.73%	415,311.47 355.33	0.44% 3,771.29	Aaa/AAA NA	3.07 0.60
47786WAD2	JDOT 2024-B A3 5.2 03/15/2029	510,000.00	06/11/2024 5.81%	509,900.30 509,934.46	101.42 4.02%	517,234.86 1,178.67	0.55% 7,300.40	Aaa/NA AAA	3.12 1.14
44934QAD3	HART 2024-B A3 4.84 03/15/2029	285,000.00	07/16/2024 5.45%	284,956.99 284,971.12	101.00 3.75%	287,855.70 613.07	0.31% 2,884.58	NA/AAA AAA	3.12 0.88
43813YAC6	HAROT 2024-3 A3 4.57 03/21/2029	630,000.00	08/09/2024 4.66%	629,901.03 629,932.33	100.76 3.72%	634,801.86 799.75	0.68% 4,869.53	Aaa/NA AAA	3.13 0.84
58768YAD7	MBALT 2025-A A3 4.61 04/16/2029	530,000.00	05/14/2025 4.66%	529,935.39 529,946.99	101.28 3.91%	536,798.84 1,085.91	0.57% 6,851.85	NA/AAA AAA	3.21 1.70
05522RDJ4	BACCT 2024-1 A 4.93 05/15/2029	505,000.00	06/06/2024 4.93%	504,971.67 504,981.17	101.41 3.83%	512,140.20 1,106.51	0.54% 7,159.03	Aaa/AAA NA	3.28 1.22
47800DAD6	JDOT 2025 A3 4.23 09/17/2029	500,000.00	03/04/2025 5.09%	499,968.55 499,974.78	100.68 3.90%	503,423.00 940.00	0.54% 3,448.22	Aaa/NA AAA	3.63 1.86

HOLDINGS REPORT



City of Orange | Account #10888 | As of January 31, 2026

Cusip	Security Description	Par Value/ Units	Purchase Date Purchase Yield	Cost Value Book Value	Mkt Price Mkt YTM	Market Value Accrued Int.	% of Port. Gain/Loss	Moody's/ S&P/ Fitch	Maturity Duration
43814VAC1	HAROT 2025-1 A3 4.57 09/21/2029	795,000.00	02/04/2025 4.57%	794,975.51 794,980.67	101.08 3.79%	803,614.62 1,009.21	0.85% 8,633.95	NA/AAA AAA	3.64 1.31
096924AD7	BMWOT 2025-A A3 4.56 09/25/2029	680,000.00	02/04/2025 4.56%	679,933.02 679,947.08	100.93 3.79%	686,304.28 516.80	0.73% 6,357.20	Aaa/AAA NA	3.65 1.13
92970QAE5	WFCIT 2024-2 A 4.29 10/15/2029	560,000.00	10/17/2024 4.29%	559,916.78 559,938.08	100.82 3.83%	564,567.92 1,067.73	0.60% 4,629.84	Aaa/AAA NA	3.70 1.61
44935CAD3	HART 2025-A A3 4.32 10/15/2029	635,000.00	03/04/2025 4.84%	634,906.34 634,924.54	100.77 3.80%	639,912.36 1,219.20	0.68% 4,987.82	NA/AAA AAA	3.70 1.39
Total ABS		10,712,159.44	4.92%	10,711,485.91 10,711,763.33	100.91 3.83%	10,809,751.91 18,947.46	11.50% 97,988.59		2.71 1.03

AGENCY									
3130ANDF4	FEDERAL HOME LOAN BANKS 0.9 07/29/2026	5,000,000.00	07/29/2021 0.90%	5,010,000.00 5,000,000.00	98.63 3.73%	4,931,705.00 250.00	5.24% (68,295.00)	Aa1/AA+ AA+	0.49 0.48
3133EPDJ1	FEDERAL FARM CREDIT BANKS FUNDING CORP 4.375 09/15/2027	2,000,000.00	03/27/2023 3.81%	2,045,720.00 2,016,556.69	101.24 3.58%	2,024,720.00 33,055.56	2.15% 8,163.31	Aa1/AA+ AA+	1.62 1.53
3130AEB25	FEDERAL HOME LOAN BANKS 3.25 06/09/2028	2,000,000.00	07/24/2023 4.15%	1,921,180.00 1,961,984.07	99.31 3.56%	1,986,108.00 9,388.89	2.11% 24,123.93	Aa1/AA+ AA+	2.36 2.23
3130AXQK7	FEDERAL HOME LOAN BANKS 4.75 12/08/2028	2,000,000.00	01/29/2024 4.05%	2,060,660.00 2,035,595.86	103.06 3.61%	2,061,192.00 13,986.11	2.19% 25,596.14	Aa1/AA+ AA+	2.85 2.64
3133ERDH1	FEDERAL FARM CREDIT BANKS FUNDING CORP 4.75 04/30/2029	2,100,000.00	04/29/2024 4.70%	2,104,263.00 2,102,764.18	103.31 3.66%	2,169,541.50 25,214.58	2.31% 66,777.32	Aa1/AA+ AA+	3.24 2.96
Total Agency		13,100,000.00	2.96%	13,141,823.00 13,116,900.80	100.60 3.65%	13,173,266.50 81,895.14	14.01% 56,365.70		1.77 1.65

AGENCY CMBS									
3137FPJG1	FHMS K-099 A2 2.595 09/25/2029	1,140,000.00	06/11/2025 4.29%	1,066,122.66 1,077,170.64	95.65 3.89%	1,090,391.76 2,465.25	1.16% 13,221.12	Aa1/AA+ AAA	3.65 3.32
3137FRUT6	FHMS K-106 A2 2.069 01/25/2030	1,500,000.00	06/12/2025 4.23%	1,365,820.31 1,384,341.80	93.14 3.94%	1,397,148.00 2,586.25	1.49% 12,806.20	Aa1/AA+ AAA	3.98 3.72
Total Agency CMBS		2,640,000.00	4.26%	2,431,942.97 2,461,512.44	94.24 3.92%	2,487,539.76 5,051.50	2.65% 26,027.33		3.84 3.54

CASH

HOLDINGS REPORT



City of Orange | Account #10888 | As of January 31, 2026

Cusip	Security Description	Par Value/ Units	Purchase Date Purchase Yield	Cost Value Book Value	Mkt Price Mkt YTM	Market Value Accrued Int.	% of Port. Gain/Loss	Moody's/ S&P/ Fitch	Maturity Duration
CCYUSD	Receivable	121,815.83	--	121,815.83 121,815.83	1.00	121,815.83 0.00	0.13% 0.00	Aaa/AAA AAA	0.00 0.00
Total Cash		121,815.83		121,815.83 121,815.83	1.00	121,815.83 0.00	0.13% 0.00		0.00 0.00

COMMERCIAL PAPER									
62479MBH5	MUFG Bank, Ltd., New York Branch 02/17/2026	2,000,000.00	05/23/2025 4.41%	1,936,898.89 1,996,204.44	99.82 3.87%	1,996,356.00 0.00	2.12% 151.56	P-1/A-1 NA	0.05 0.04
Total Commercial Paper		2,000,000.00	4.41%	1,936,898.89 1,996,204.44	99.82 3.87%	1,996,356.00 0.00	2.12% 151.56		0.05 0.04

CORPORATE									
037833EB2	APPLE INC 0.7 02/08/2026	3,000,000.00	02/08/2021 0.70%	2,999,730.00 2,999,998.96	99.94 4.24%	2,998,224.00 10,091.67	3.19% (1,774.96)	Aaa/AA+ NA	0.02 0.02
713448FQ6	PEPSICO INC 4.55 02/13/2026	195,000.00	02/13/2023 4.57%	194,886.90 194,998.76	100.01 4.02%	195,026.13 4,140.50	0.21% 27.37	A1/A+ NA	0.04 0.02
907818GE2	UNION PACIFIC CORP 4.75 02/21/2026	470,000.00	02/13/2023 4.77%	469,689.80 469,994.34	100.02 4.36%	470,072.85 9,922.22	0.50% 78.51	A3/A- A-	0.06 0.02
24422EXD6	JOHN DEERE CAPITAL CORP 5.15 09/08/2026	505,000.00	09/05/2023 5.18%	504,641.45 504,928.36	100.84 3.71%	509,266.24 10,330.76	0.54% 4,337.88	A1/A A+	0.60 0.58
713448FW3	PEPSICO INC 5.125 11/10/2026	380,000.00	11/08/2023 5.13%	379,897.40 379,973.60	100.96 3.84%	383,648.00 4,381.88	0.41% 3,674.40	A1/A+ NA	0.77 0.67
06368LAQ9	BANK OF MONTREAL 4.7 09/14/2027	1,000,000.00	03/30/2023 4.91%	991,550.00 996,937.65	101.26 3.89%	1,012,579.00 17,886.11	1.08% 15,641.35	A2/A- AA-	1.62 1.44
78016FZW7	ROYAL BANK OF CANADA 4.9 01/12/2028	1,000,000.00	03/30/2023 4.95%	997,990.00 999,183.58	102.01 3.82%	1,020,116.00 2,586.11	1.08% 20,932.42	A1/A AA-	1.95 1.84
06051GGF0	BANK OF AMERICA CORP 3.824 01/20/2028	1,250,000.00	06/27/2024 5.30%	1,206,175.00 1,233,471.98	99.86 4.75%	1,248,232.50 1,460.56	1.33% 14,760.52	A1/A- AA-	1.97 0.94
713448FL7	PEPSICO INC 3.6 02/18/2028	1,500,000.00	03/27/2024 4.49%	1,452,735.00 1,475,170.92	99.80 3.70%	1,496,926.50 24,450.00	1.59% 21,755.58	A1/A+ NA	2.05 1.92
857477CU5	STATE STREET CORP 4.536 02/28/2028	1,285,000.00	02/25/2025 4.51%	1,285,000.00 1,285,000.00	101.40 3.83%	1,302,934.75 24,772.23	1.39% 17,934.75	Aa3/A AA-	2.08 1.85
58933YBH7	MERCK & CO INC 4.05 05/17/2028	1,250,000.00	09/26/2024 3.76%	1,261,775.00 1,257,311.75	100.73 3.71%	1,259,085.00 10,406.25	1.34% 1,773.25	Aa3/A+ NA	2.29 2.08

HOLDINGS REPORT



City of Orange | Account #10888 | As of January 31, 2026

Cusip	Security Description	Par Value/ Units	Purchase Date Purchase Yield	Cost Value Book Value	Mkt Price Mkt YTM	Market Value Accrued Int.	% of Port. Gain/Loss	Moody's/ S&P/ Fitch	Maturity Duration
91324PEU2	UNITEDHEALTH GROUP INC 4.25 01/15/2029	1,000,000.00	05/28/2024 5.05%	967,180.00 979,070.46	100.67 4.01%	1,006,653.00 1,888.89	1.07% 27,582.54	A2/A+ A	2.96 2.67
69371RS80	PACCAR FINANCIAL CORP 4.6 01/31/2029	1,200,000.00	03/27/2024 4.70%	1,194,684.00 1,196,711.29	102.06 3.86%	1,224,769.20 153.33	1.30% 28,057.91	A1/A+ NA	3.00 2.78
17275RBR2	CISCO SYSTEMS INC 4.85 02/26/2029	1,250,000.00	02/27/2024 4.84%	1,250,650.00 1,250,395.15	102.56 3.96%	1,281,968.75 26,102.43	1.36% 31,573.60	A1/AA- NA	3.07 2.71
437076DC3	HOME DEPOT INC 4.75 06/25/2029	1,250,000.00	06/27/2024 4.82%	1,245,987.50 1,247,270.71	102.54 3.94%	1,281,692.50 5,937.50	1.36% 34,421.79	A2/A A	3.40 3.03
532457CQ9	ELI LILLY AND CO 4.2 08/14/2029	705,000.00	08/12/2024 4.25%	703,456.05 703,909.26	101.04 3.88%	712,347.51 13,735.75	0.76% 8,438.25	Aa3/A+ NA	3.53 3.13
171239AL0	CHUBB INA HOLDINGS LLC 4.65 08/15/2029	1,250,000.00	09/26/2024 4.08%	1,280,725.00 1,272,096.75	102.28 3.95%	1,278,513.75 26,802.08	1.36% 6,417.00	A2/A A	3.54 3.10
40139LBJ1	GUARDIAN LIFE GLOBAL FUNDING 4.179 09/26/2029	1,300,000.00	11/26/2024 4.67%	1,272,336.00 1,279,095.17	100.10 4.15%	1,301,337.70 18,863.54	1.38% 22,242.53	Aa1/AA+ NA	3.65 3.31
64952WFK4	NEW YORK LIFE GLOBAL FUNDING 4.6 12/05/2029	830,000.00	12/02/2024 4.61%	829,526.90 829,636.50	101.68 4.12%	843,960.60 5,939.11	0.90% 14,324.10	Aa1/AA+ AAA	3.84 3.47
14913UAX8	CATERPILLAR FINANCIAL SERVICES CORP 4.8 01/08/2030	960,000.00	01/06/2025 4.84%	958,147.20 958,541.91	103.31 3.88%	991,800.00 2,944.00	1.05% 33,258.09	A2/A A+	3.94 3.56
59217GFT1	METROPOLITAN LIFE GLOBAL FUNDING I 4.9 01/09/2030	820,000.00	01/02/2025 4.95%	818,310.80 818,669.73	102.15 4.30%	837,616.06 2,455.44	0.89% 18,946.33	Aa3/AA- AA-	3.94 3.54
57629TBV8	MASSMUTUAL GLOBAL FUNDING II 4.95 01/10/2030	1,200,000.00	-- 4.90%	1,202,338.00 1,202,047.03	102.19 4.34%	1,226,253.60 3,465.00	1.30% 24,206.57	Aa3/AA+ AA+	3.94 3.54
Total Corporate		23,600,000.00	4.20%	23,467,412.00 23,534,413.85	101.21 4.03%	23,883,023.64 228,715.36	25.40% 348,609.78		2.41 2.13
MONEY MARKET FUND									
31846V203	FIRST AMER:GVT OBLG Y	559,706.59	-- 3.30%	559,706.59 559,706.59	1.00 3.30%	559,706.59 0.00	0.60% 0.00	Aaa/ AAAm AAA	0.00 0.00
Total Money Market Fund		559,706.59	3.30%	559,706.59 559,706.59	1.00 3.30%	559,706.59 0.00	0.60% 0.00		0.00 0.00
SUPRANATIONAL									

HOLDINGS REPORT



City of Orange | Account #10888 | As of January 31, 2026

Cusip	Security Description	Par Value/ Units	Purchase Date Purchase Yield	Cost Value Book Value	Mkt Price Mkt YTM	Market Value Accrued Int.	% of Port. Gain/Loss	Moody's/ S&P/ Fitch	Maturity Duration
459058KT9	INTERNATIONAL BANK FOR RECONSTRUCTION AND DEVELOPM 3.5 07/12/2028	2,000,000.00	07/24/2023 4.19%	1,938,380.00 1,969,682.82	99.74 3.61%	1,994,854.00 3,694.44	2.12% 25,171.18	Aaa/AAA NA	2.45 2.32
459058LR2	INTERNATIONAL BANK FOR RECONSTRUCTION AND DEVELOPM 4.125 03/20/2030	635,000.00	03/14/2025 4.20%	632,733.05 633,127.84	101.41 3.75%	643,956.68 9,531.61	0.68% 10,828.83	Aaa/AAA NA	4.13 3.72
Total Supranational		2,635,000.00	4.20%	2,571,113.05 2,602,810.67	100.15 3.64%	2,638,810.68 13,226.06	2.81% 36,000.01		2.86 2.66
US TREASURY									
91282CCZ2	UNITED STATES TREASURY 0.875 09/30/2026	3,000,000.00	09/30/2021 1.01%	2,980,546.88 2,997,432.53	98.23 3.62%	2,946,984.00 8,942.31	3.13% (50,448.53)	Aa1/AA+ AA+	0.66 0.64
91282CKD2	UNITED STATES TREASURY 4.25 02/28/2029	2,200,000.00	03/27/2024 4.18%	2,206,617.19 2,204,132.98	101.81 3.62%	2,239,875.00 39,776.24	2.38% 35,742.02	Aa1/AA+ AA+	3.08 2.81
91282CKG5	UNITED STATES TREASURY 4.125 03/31/2029	2,200,000.00	05/28/2024 4.53%	2,161,156.25 2,174,631.76	101.46 3.63%	2,232,139.80 30,914.84	2.37% 57,508.04	Aa1/AA+ AA+	3.16 2.90
91282CKP5	UNITED STATES TREASURY 4.625 04/30/2029	2,000,000.00	-- 4.13%	2,042,382.82 2,029,209.90	102.98 3.64%	2,059,688.00 23,763.81	2.19% 30,478.10	Aa1/AA+ AA+	3.24 2.96
91282CKT7	UNITED STATES TREASURY 4.5 05/31/2029	2,200,000.00	06/13/2024 4.25%	2,224,578.13 2,216,480.37	102.63 3.65%	2,257,921.60 17,134.62	2.40% 41,441.23	Aa1/AA+ AA+	3.33 3.05
91282CLC3	UNITED STATES TREASURY 4.0 07/31/2029	2,000,000.00	09/26/2024 3.56%	2,038,515.62 2,027,797.47	101.09 3.66%	2,021,876.00 220.99	2.15% (5,921.47)	Aa1/AA+ AA+	3.50 3.24
91282CFJ5	UNITED STATES TREASURY 3.125 08/31/2029	2,000,000.00	10/30/2024 4.10%	1,915,156.25 1,937,172.36	98.15 3.68%	1,962,968.00 26,588.40	2.09% 25,795.64	Aa1/AA+ AA+	3.58 3.30
91282CFL0	UNITED STATES TREASURY 3.875 09/30/2029	2,200,000.00	10/30/2024 4.10%	2,177,828.13 2,183,485.35	100.63 3.69%	2,213,921.60 29,041.21	2.35% 30,436.25	Aa1/AA+ AA+	3.66 3.34
91282CFT3	UNITED STATES TREASURY 4.0 10/31/2029	2,500,000.00	04/29/2025 3.77%	2,523,535.16 2,519,572.10	101.04 3.70%	2,526,075.00 25,690.61	2.69% 6,502.90	Aa1/AA+ AA+	3.75 3.42
91282CMA6	UNITED STATES TREASURY 4.125 11/30/2029	2,400,000.00	12/27/2024 4.45%	2,366,062.50 2,373,583.17	101.48 3.70%	2,435,625.60 17,134.62	2.59% 62,042.43	Aa1/AA+ AA+	3.83 3.49
91282CMG3	UNITED STATES TREASURY 4.25 01/31/2030	2,500,000.00	04/29/2025 3.78%	2,550,488.28 2,542,436.90	101.95 3.72%	2,548,827.50 293.51	2.71% 6,390.60	Aa1/AA+ AA+	4.00 3.65
91282CGQ8	UNITED STATES TREASURY 4.0 02/28/2030	2,700,000.00	-- 4.02%	2,697,195.31 2,697,669.49	101.01 3.73%	2,727,315.90 45,944.75	2.90% 29,646.41	Aa1/AA+ AA+	4.08 3.67
91282CGS4	UNITED STATES TREASURY 3.625 03/31/2030	2,500,000.00	04/29/2025 3.80%	2,480,664.06 2,483,646.27	99.56 3.74%	2,489,062.50 30,872.25	2.65% 5,416.23	Aa1/AA+ AA+	4.16 3.78

HOLDINGS REPORT



City of Orange | Account #10888 | As of January 31, 2026

Cusip	Security Description	Par Value/ Units	Purchase Date Purchase Yield	Cost Value Book Value	Mkt Price Mkt YTM	Market Value Accrued Int.	% of Port. Gain/Loss	Moody's/ S&P/ Fitch	Maturity Duration
91282CMZ1	UNITED STATES TREASURY 3.875 04/30/2030	2,700,000.00	05/29/2025 4.03%	2,681,542.97 2,684,081.33	100.50 3.75%	2,713,500.00 26,878.80	2.89% 29,418.67	Aa1/AA+ AA+	4.24 3.84
91282CHF1	UNITED STATES TREASURY 3.75 05/31/2030	2,600,000.00	-- 3.84%	2,589,183.60 2,590,326.51	99.98 3.75%	2,599,493.00 16,875.00	2.76% 9,166.49	Aa1/AA+ AA+	4.33 3.93
91282CNX5	UNITED STATES TREASURY 3.625 08/31/2030	2,400,000.00	09/29/2025 3.74%	2,387,625.00 2,388,485.81	99.37 3.78%	2,384,812.80 37,011.05	2.54% (3,673.01)	Aa1/AA+ AA+	4.58 4.11
Total US Treasury		38,100,000.00	3.78%	38,023,078.15 38,050,144.29	100.70 3.69%	38,360,086.30 377,083.00	40.80% 309,942.01		3.56 3.24
Total Portfolio		93,468,681.86	3.94%	92,965,276.39 93,155,272.24	99.91 3.79%	94,030,357.20 724,918.51	100.00% 875,084.96		2.80 2.38
Total Market Value + Accrued						94,755,275.72			

TRANSACTION LEDGER



City of Orange | Account #10888 | As of January 31, 2026

Transaction Type	Settlement Date	CUSIP	Quantity	Security Description	Price	Acq/Disp Yield	Amount	Interest Pur/Sold	Total Amount	Gain/Loss
ACQUISITIONS										
Purchase	01/05/2026	31846V203	3,210.78	FIRST AMER:GVT OBLG Y	1.000	3.38%	(3,210.78)	0.00	(3,210.78)	0.00
Purchase	01/08/2026	31846V203	23,040.00	FIRST AMER:GVT OBLG Y	1.000	3.31%	(23,040.00)	0.00	(23,040.00)	0.00
Purchase	01/09/2026	31846V203	20,090.00	FIRST AMER:GVT OBLG Y	1.000	3.30%	(20,090.00)	0.00	(20,090.00)	0.00
Purchase	01/12/2026	31846V203	35,000.00	FIRST AMER:GVT OBLG Y	1.000	3.31%	(35,000.00)	0.00	(35,000.00)	0.00
Purchase	01/12/2026	31846V203	54,200.00	FIRST AMER:GVT OBLG Y	1.000	3.31%	(54,200.00)	0.00	(54,200.00)	0.00
Purchase	01/15/2026	31846V203	63,564.73	FIRST AMER:GVT OBLG Y	1.000	3.31%	(63,564.73)	0.00	(63,564.73)	0.00
Purchase	01/15/2026	31846V203	1,245.75	FIRST AMER:GVT OBLG Y	1.000	3.31%	(1,245.75)	0.00	(1,245.75)	0.00
Purchase	01/20/2026	31846V203	29,329.24	FIRST AMER:GVT OBLG Y	1.000	3.30%	(29,329.24)	0.00	(29,329.24)	0.00
Purchase	01/21/2026	31846V203	34,922.25	FIRST AMER:GVT OBLG Y	1.000	3.30%	(34,922.25)	0.00	(34,922.25)	0.00
Purchase	01/26/2026	31846V203	48,973.91	FIRST AMER:GVT OBLG Y	1.000	3.31%	(48,973.91)	0.00	(48,973.91)	0.00
Purchase	01/26/2026	31846V203	2,465.25	FIRST AMER:GVT OBLG Y	1.000	3.31%	(2,465.25)	0.00	(2,465.25)	0.00
Purchase	01/29/2026	31846V203	22,500.00	FIRST AMER:GVT OBLG Y	1.000	3.30%	(22,500.00)	0.00	(22,500.00)	0.00
Total Purchase			338,541.91				(338,541.91)	0.00	(338,541.91)	0.00
TOTAL ACQUISITIONS			338,541.91				(338,541.91)	0.00	(338,541.91)	0.00
DISPOSITIONS										
Sale	01/08/2026	31846V203	(6,307.11)	FIRST AMER:GVT OBLG Y	1.000	3.31%	6,307.11	0.00	6,307.11	0.00

TRANSACTION LEDGER



City of Orange | Account #10888 | As of January 31, 2026

Transaction Type	Settlement Date	CUSIP	Quantity	Security Description	Price	Acq/Disp Yield	Amount	Interest Pur/Sold	Total Amount	Gain/Loss
Sale	01/23/2026	31846V203	(637.92)	FIRST AMER:GVT OBLG Y	1.000	3.30%	637.92	0.00	637.92	0.00
Total Sale			(6,945.03)				6,945.03	0.00	6,945.03	0.00
TOTAL DISPOSITIONS			(6,945.03)				6,945.03	0.00	6,945.03	0.00
OTHER TRANSACTIONS										
Coupon	01/01/2026	3137FPJG1	0.00	FHMS K-099 A2 2.595 09/25/2029		4.29%	2,465.25	0.00	2,465.25	0.00
Coupon	01/01/2026	3137FRUT6	0.00	FHMS K-106 A2 2.069 01/25/2030		4.23%	2,586.25	0.00	2,586.25	0.00
Coupon	01/08/2026	14913UAX8	0.00	CATERPILLAR FINANCIAL SERVICES CORP 4.8 01/08/2030		4.84%	23,040.00	0.00	23,040.00	0.00
Coupon	01/09/2026	59217GFT1	0.00	METROPOLITAN LIFE GLOBAL FUNDING I 4.9 01/09/2030		4.95%	20,090.00	0.00	20,090.00	0.00
Coupon	01/10/2026	57629TBV8	0.00	MASSMUTUAL GLOBAL FUNDING II 4.95 01/10/2030		4.90%	29,700.00	0.00	29,700.00	0.00
Coupon	01/12/2026	78016FZW7	0.00	ROYAL BANK OF CANADA 4.9 01/12/2028		4.95%	24,500.00	0.00	24,500.00	0.00
Coupon	01/12/2026	459058KT9	0.00	INTERNATIONAL BANK FOR RECONSTRUCTION AND DEVELOPM 3.5 07/12/2028		4.19%	35,000.00	0.00	35,000.00	0.00
Coupon	01/15/2026	47786WAD2	0.00	JDOT 2024-B A3 5.2 03/15/2029		5.81%	2,210.00	0.00	2,210.00	0.00
Coupon	01/15/2026	44934QAD3	0.00	HART 2024-B A3 4.84 03/15/2029		5.45%	1,149.50	0.00	1,149.50	0.00
Coupon	01/15/2026	02582JKD1	0.00	AMXCA 2023-3 A 5.23 09/15/2026		5.29%	4,598.04	0.00	4,598.04	0.00

TRANSACTION LEDGER



City of Orange | Account #10888 | As of January 31, 2026

Transaction Type	Settlement Date	CUSIP	Quantity	Security Description	Price	Acq/Disp Yield	Amount	Interest Pur/Sold	Total Amount	Gain/Loss
Coupon	01/15/2026	161571HT4	0.00	CHAIT 2023-1 A 5.16 09/15/2028		5.23%	4,558.00	0.00	4,558.00	0.00
Coupon	01/15/2026	47800DAD6	0.00	JDOT 2025 A3 4.23 09/17/2029		5.09%	1,762.50	0.00	1,762.50	0.00
Coupon	01/15/2026	91324PEU2	0.00	UNITEDHEALTH GROUP INC 4.25 01/15/2029		5.05%	21,250.00	0.00	21,250.00	0.00
Coupon	01/15/2026	05522RDJ4	0.00	BACCT 2024-1 A 4.93 05/15/2029		4.93%	2,074.71	0.00	2,074.71	0.00
Coupon	01/15/2026	02582JJZ4	0.00	AMXCA 2023-1 A 4.87 05/15/2026		4.92%	1,420.42	0.00	1,420.42	0.00
Coupon	01/15/2026	44935CAD3	0.00	HART 2025-A A3 4.32 10/15/2029		4.84%	2,286.00	0.00	2,286.00	0.00
Coupon	01/15/2026	58768YAD7	0.00	MBALT 2025-A A3 4.61 04/16/2029		4.66%	2,036.08	0.00	2,036.08	0.00
Coupon	01/15/2026	44935DAD1	0.00	HALST 2025-B A3 4.53 04/17/2028		4.53%	1,245.75	0.00	1,245.75	0.00
Coupon	01/15/2026	92970QAE5	0.00	WFCIT 2024-2 A 4.29 10/15/2029		4.29%	2,002.00	0.00	2,002.00	0.00
Coupon	01/15/2026	47800CAC0	0.00	JDOT 2023 A3 5.01 11/15/2027		3.39%	636.49	0.00	636.49	0.00
Coupon	01/20/2026	06051GGF0	0.00	BANK OF AMERICA CORP 3.824 01/20/2028		5.30%	23,900.00	0.00	23,900.00	0.00
Coupon	01/20/2026	362962AD4	0.00	GMALT 2025-2 A3 4.58 05/22/2028		4.80%	3,759.41	0.00	3,759.41	0.00
Coupon	01/20/2026	36271VAD9	0.00	GMALT 2025-1 A3 4.66 02/21/2028		4.66%	1,669.83	0.00	1,669.83	0.00
Coupon	01/21/2026	438123AC5	0.00	HAROT 2023-4 A3 5.67 06/21/2028		5.74%	1,105.03	0.00	1,105.03	0.00
Coupon	01/21/2026	43815JAC7	0.00	HAROT 2023-1 A3 5.04 04/21/2027		5.09%	205.63	0.00	205.63	0.00
Coupon	01/21/2026	43813YAC6	0.00	HAROT 2024-3 A3 4.57 03/21/2029		4.66%	2,399.25	0.00	2,399.25	0.00

TRANSACTION LEDGER



City of Orange | Account #10888 | As of January 31, 2026

Transaction Type	Settlement Date	CUSIP	Quantity	Security Description	Price	Acq/Disp Yield	Amount	Interest Pur/Sold	Total Amount	Gain/Loss
Coupon	01/21/2026	43814VAC1	0.00	HAROT 2025-1 A3 4.57 09/21/2029		4.57%	3,027.62	0.00	3,027.62	0.00
Coupon	01/25/2026	05592XAD2	0.00	BMWOT 2023-A A3 5.47 02/25/2028		5.47%	367.59	0.00	367.59	0.00
Coupon	01/25/2026	096919AD7	0.00	BMWOT 2024-A A3 5.18 02/26/2029		5.18%	1,914.55	0.00	1,914.55	0.00
Coupon	01/25/2026	096924AD7	0.00	BMWOT 2025-A A3 4.56 09/25/2029		4.56%	2,584.00	0.00	2,584.00	0.00
Coupon	01/29/2026	3130ANDF4	0.00	FEDERAL HOME LOAN BANKS 0.9 07/29/2026		0.90%	22,500.00	0.00	22,500.00	0.00
Coupon	01/31/2026	69371RS80	0.00	PACCAR FINANCIAL CORP 4.6 01/31/2029		4.70%	27,600.00	0.00	27,600.00	0.00
Coupon	01/31/2026	91282CMG3	0.00	UNITED STATES TREASURY 4.25 01/31/2030		3.78%	53,125.00	0.00	53,125.00	0.00
Coupon	01/31/2026	91282CLC3	0.00	UNITED STATES TREASURY 4.0 07/31/2029		3.56%	40,000.00	0.00	40,000.00	0.00
Total Coupon			0.00				368,768.90	0.00	368,768.90	0.00
Custody Fee	01/23/2026	CCYUSD	(637.92)	Cash		0.00%	(637.92)	0.00	(637.92)	0.00
Total Custody Fee			(637.92)				(637.92)	0.00	(637.92)	0.00
Dividend	01/31/2026	31846V203	0.00	FIRST AMER:GVT OBLG Y		3.31%	1,090.83	0.00	1,090.83	0.00
Total Dividend			0.00				1,090.83	0.00	1,090.83	0.00
Management Fee	01/08/2026	CCYUSD	(6,307.11)	Cash		0.00%	(6,307.11)	0.00	(6,307.11)	0.00
Total Management Fee			(6,307.11)				(6,307.11)	0.00	(6,307.11)	0.00
Principal Paydown	01/15/2026	47800CAC0	17,580.99	JDOT 2023 A3 5.01 11/15/2027		3.39%	17,580.99	--	17,580.99	0.00
Principal Paydown	01/21/2026	438123AC5	18,014.82	HAROT 2023-4 A3 5.67 06/21/2028		5.74%	18,014.82	--	18,014.82	(0.00)
Principal Paydown	01/21/2026	43815JAC7	10,169.90	HAROT 2023-1 A3 5.04 04/21/2027		5.09%	10,169.90	--	10,169.90	0.00

TRANSACTION LEDGER



City of Orange | Account #10888 | As of January 31, 2026

Transaction Type	Settlement Date	CUSIP	Quantity	Security Description	Price	Acq/Disp Yield	Amount	Interest Pur/Sold	Total Amount	Gain/Loss
Principal Paydown	01/25/2026	05592XAD2	9,576.47	BMWOT 2023-A A3 5.47 02/25/2028		5.47%	9,576.47	--	9,576.47	0.00
Principal Paydown	01/25/2026	096919AD7	31,945.05	BMWOT 2024-A A3 5.18 02/26/2029		5.18%	31,945.05	--	31,945.05	0.00
Total Principal Paydown			87,287.23				87,287.23	--	87,287.23	0.01
TOTAL OTHER TRANSACTIONS			80,342.20				450,201.93	0.00	450,201.93	0.01

INCOME EARNED



City of Orange | Account #10888 | As of January 31, 2026

Cusip	Security Description	Trade Date Settle Date Units	Book Value: Begin Book Value: Acq Book Value: Disp Book Value: End	Prior Accrued Inc. Received Ending Accrued Total Interest	Accr. Of Discount Amort. Of Premium Net Accret/Amort Income Earned	Total Income
CASH & EQUIVALENTS						
31846V203	FIRST AMER:GVT OBLG Y	559,706.59	228,109.71 338,541.91 (6,945.03) 559,706.59	0.00 3,210.78 0.00 3,210.78	0.00 0.00 0.00 3,210.78	3,210.78
CCYUSD	Receivable	121,815.83	3,210.78 0.00 0.00 121,815.83	0.00 0.00 0.00 0.00	0.00 0.00 0.00 0.00	0.00
Total Cash & Equivalents			681,522.42	3,210.78	3,210.78	3,210.78
FIXED INCOME						
02582JJZ4	AMXCA 2023-1 A 4.87 05/15/2026	06/07/2023 06/14/2023 350,000.00	349,996.10 0.00 0.00 349,997.01	757.56 1,420.42 757.56 1,420.42	0.90 0.00 0.90 1,421.32	1,421.32
02582JKD1	AMXCA 2023-3 A 5.23 09/15/2026	09/12/2023 09/19/2023 1,055,000.00	1,054,988.90 0.00 0.00 1,054,990.24	2,452.29 4,598.04 2,452.29 4,598.04	1.34 0.00 1.34 4,599.38	4,599.38
037833EB2	APPLE INC 0.7 02/08/2026	02/08/2021 02/08/2021 3,000,000.00	2,999,994.38 0.00 0.00 2,999,998.96	8,341.67 0.00 10,091.67 1,750.00	4.58 0.00 4.58 1,754.58	1,754.58
05522RDJ4	BACCT 2024-1 A 4.93 05/15/2029	06/06/2024 06/13/2024 505,000.00	504,980.68 0.00 0.00 504,981.17	1,106.51 2,074.71 1,106.51 2,074.71	0.49 0.00 0.49 2,075.20	2,075.20
05592XAD2	BMWOT 2023-A A3 5.47 02/25/2028	07/11/2023 07/18/2023 71,065.24	80,635.04 0.00 (9,576.47) 71,059.60	73.52 367.59 64.79 358.86	1.02 0.00 1.02 359.88	359.88

INCOME EARNED



City of Orange | Account #10888 | As of January 31, 2026

Cusip	Security Description	Trade Date Settle Date Units	Book Value: Begin Book Value: Acq Book Value: Disp Book Value: End	Prior Accrued Inc. Received Ending Accrued Total Interest	Accr. Of Discount Amort. Of Premium Net Accret/Amort Income Earned	Total Income
06051GGF0	BANK OF AMERICA CORP 3.824 01/20/2028	06/27/2024 06/28/2024 1,250,000.00	1,232,020.51 0.00 0.00 1,233,471.98	21,377.22 23,900.00 1,460.56 3,983.33	1,451.47 0.00 1,451.47 5,434.80	5,434.80
06368LAQ9	BANK OF MONTREAL 4.7 09/14/2027	03/30/2023 03/31/2023 1,000,000.00	996,776.75 0.00 0.00 996,937.65	13,969.44 0.00 17,886.11 3,916.67	160.90 0.00 160.90 4,077.57	4,077.57
096919AD7	BMWOT 2024-A A3 5.18 02/26/2029	06/04/2024 06/11/2024 411,580.90	443,480.86 0.00 (31,945.05) 411,540.18	382.91 1,914.55 355.33 1,886.97	4.37 0.00 4.37 1,891.34	1,891.34
096924AD7	BMWOT 2025-A A3 4.56 09/25/2029	02/04/2025 02/12/2025 680,000.00	679,945.85 0.00 0.00 679,947.08	516.80 2,584.00 516.80 2,584.00	1.23 0.00 1.23 2,585.23	2,585.23
14913UAX8	CATERPILLAR FINANCIAL SERVICES CORP 4.8 01/08/2030	01/06/2025 01/08/2025 960,000.00	958,510.45 0.00 0.00 958,541.91	22,144.00 23,040.00 2,944.00 3,840.00	31.46 0.00 31.46 3,871.46	3,871.46
161571HT4	CHAIT 2023-1 A 5.16 09/15/2028	09/07/2023 09/15/2023 1,060,000.00	1,059,841.10 0.00 0.00 1,059,846.09	2,430.93 4,558.00 2,430.93 4,558.00	4.99 0.00 4.99 4,562.99	4,562.99
171239AL0	CHUBB INA HOLDINGS LLC 4.65 08/15/2029	09/26/2024 09/27/2024 1,250,000.00	1,272,640.40 0.00 0.00 1,272,096.75	21,958.33 0.00 26,802.08 4,843.75	0.00 (543.65) (543.65) 4,300.10	4,300.10
17275RBR2	CISCO SYSTEMS INC 4.85 02/26/2029	02/27/2024 02/29/2024 1,250,000.00	1,250,406.39 0.00 0.00 1,250,395.15	21,050.35 0.00 26,102.43 5,052.08	0.00 (11.24) (11.24) 5,040.85	5,040.85
24422EXD6	JOHN DEERE CAPITAL CORP 5.15 09/08/2026	09/05/2023 09/08/2023 505,000.00	504,918.21 0.00 0.00 504,928.36	8,163.47 0.00 10,330.76 2,167.29	10.14 0.00 10.14 2,177.43	2,177.43

INCOME EARNED



City of Orange | Account #10888 | As of January 31, 2026

Cusip	Security Description	Trade Date Settle Date Units	Book Value: Begin Book Value: Acq Book Value: Disp Book Value: End	Prior Accrued Inc. Received Ending Accrued Total Interest	Accr. Of Discount Amort. Of Premium Net Accret/Amort Income Earned	Total Income
3130AEB25	FEDERAL HOME LOAN BANKS 3.25 06/09/2028	07/24/2023 07/25/2023 2,000,000.00	1,960,612.13 0.00 0.00 1,961,984.07	3,972.22 0.00 9,388.89 5,416.67	1,371.94 0.00 1,371.94 6,788.60	6,788.60
3130ANDF4	FEDERAL HOME LOAN BANKS 0.9 07/29/2026	07/29/2021 07/29/2021 5,000,000.00	5,000,000.00 0.00 0.00 5,000,000.00	19,000.00 22,500.00 250.00 3,750.00	0.00 0.00 0.00 3,750.00	3,750.00
3130AXQK7	FEDERAL HOME LOAN BANKS 4.75 12/08/2028	01/29/2024 01/30/2024 2,000,000.00	2,036,655.87 0.00 0.00 2,035,595.86	6,069.44 0.00 13,986.11 7,916.67	0.00 (1,060.01) (1,060.01) 6,856.66	6,856.66
3133EPDJ1	FEDERAL FARM CREDIT BANKS FUNDING CORP 4.375 09/15/2027	03/27/2023 03/28/2023 2,000,000.00	2,017,425.15 0.00 0.00 2,016,556.69	25,763.89 0.00 33,055.56 7,291.67	0.00 (868.46) (868.46) 6,423.21	6,423.21
3133ERDH1	FEDERAL FARM CREDIT BANKS FUNDING CORP 4.75 04/30/2029	04/29/2024 04/30/2024 2,100,000.00	2,102,836.55 0.00 0.00 2,102,764.18	16,902.08 0.00 25,214.58 8,312.50	0.00 (72.37) (72.37) 8,240.13	8,240.13
3137FPJG1	FHMS K-099 A2 2.595 09/25/2029	06/11/2025 06/16/2025 1,140,000.00	1,075,681.56 0.00 0.00 1,077,170.64	2,465.25 2,465.25 2,465.25 2,465.25	1,489.08 0.00 1,489.08 3,954.33	3,954.33
3137FRUT6	FHMS K-106 A2 2.069 01/25/2030	06/12/2025 06/17/2025 1,500,000.00	1,381,834.52 0.00 0.00 1,384,341.80	2,586.25 2,586.25 2,586.25 2,586.25	2,507.28 0.00 2,507.28 5,093.53	5,093.53
36271VAD9	GMALT 2025-1 A3 4.66 02/21/2028	02/05/2025 02/12/2025 430,000.00	429,964.11 0.00 0.00 429,965.53	612.27 1,669.83 612.27 1,669.83	1.42 0.00 1.42 1,671.25	1,671.25
362962AD4	GMALT 2025-2 A3 4.58 05/22/2028	05/29/2025 985,000.00	985,396.52 0.00 0.00 985,373.40	1,378.45 3,759.41 1,378.45 3,759.41	0.23 (23.35) (23.12) 3,736.29	3,736.29

INCOME EARNED



City of Orange | Account #10888 | As of January 31, 2026

Cusip	Security Description	Trade Date Settle Date Units	Book Value: Begin Book Value: Acq Book Value: Disp Book Value: End	Prior Accrued Inc. Received Ending Accrued Total Interest	Accr. Of Discount Amort. Of Premium Net Accret/Amort Income Earned	Total Income
40139LBJ1	GUARDIAN LIFE GLOBAL FUNDING 4.179 09/26/2029	11/26/2024 11/27/2024 1,300,000.00	1,278,609.02 0.00 0.00 1,279,095.17	14,336.29 0.00 18,863.54 4,527.25	486.16 0.00 486.16 5,013.41	5,013.41
437076DC3	HOME DEPOT INC 4.75 06/25/2029	06/27/2024 06/28/2024 1,250,000.00	1,247,202.48 0.00 0.00 1,247,270.71	989.58 0.00 5,937.50 4,947.92	68.23 0.00 68.23 5,016.15	5,016.15
438123AC5	HAROT 2023-4 A3 5.67 06/21/2028	11/01/2023 11/08/2023 215,853.53	233,846.34 0.00 (18,014.83) 215,833.91	368.34 1,105.03 339.97 1,076.66	2.39 0.00 2.39 1,079.05	1,079.05
43813YAC6	HAROT 2024-3 A3 4.57 03/21/2029	08/09/2024 08/21/2024 630,000.00	629,930.49 0.00 0.00 629,932.33	799.75 2,399.25 799.75 2,399.25	1.83 0.00 1.83 2,401.08	2,401.08
43814VAC1	HAROT 2025-1 A3 4.57 09/21/2029	02/04/2025 02/11/2025 795,000.00	794,980.22 0.00 0.00 794,980.67	1,009.21 3,027.62 1,009.21 3,027.62	0.45 0.00 0.45 3,028.07	3,028.07
43815JAC7	HAROT 2023-1 A3 5.04 04/21/2027	02/16/2023 02/24/2023 38,789.18	48,956.23 0.00 (10,169.90) 38,787.07	68.54 205.63 54.30 191.39	0.74 0.00 0.74 192.13	192.13
44934QAD3	HART 2024-B A3 4.84 03/15/2029	07/16/2024 07/24/2024 285,000.00	284,970.34 0.00 0.00 284,971.12	613.07 1,149.50 613.07 1,149.50	0.79 0.00 0.79 1,150.29	1,150.29
44935CAD3	HART 2025-A A3 4.32 10/15/2029	03/04/2025 03/12/2025 635,000.00	634,922.81 0.00 0.00 634,924.54	1,219.20 2,286.00 1,219.20 2,286.00	1.73 0.00 1.73 2,287.73	2,287.73
44935DAD1	HALST 2025-B A3 4.53 04/17/2028	04/24/2025 04/30/2025 330,000.00	329,976.97 0.00 0.00 329,977.82	664.40 1,245.75 664.40 1,245.75	0.85 0.00 0.85 1,246.60	1,246.60

INCOME EARNED



City of Orange | Account #10888 | As of January 31, 2026

Cusip	Security Description	Trade Date Settle Date Units	Book Value: Begin Book Value: Acq Book Value: Disp Book Value: End	Prior Accrued Inc. Received Ending Accrued Total Interest	Accr. Of Discount Amort. Of Premium Net Accret/Amort Income Earned	Total Income
459058KT9	INTERNATIONAL BANK FOR RECONSTRUCTION AND DEVELOPM 3.5 07/12/2028	07/24/2023 07/26/2023 2,000,000.00	1,968,629.20 0.00 0.00 1,969,682.82	32,861.11 35,000.00 3,694.44 5,833.33	1,053.62 0.00 1,053.62 6,886.96	6,886.96
459058LR2	INTERNATIONAL BANK FOR RECONSTRUCTION AND DEVELOPM 4.125 03/20/2030	03/14/2025 03/20/2025 635,000.00	633,089.36 0.00 0.00 633,127.84	7,348.80 0.00 9,531.61 2,182.81	38.49 0.00 38.49 2,221.30	2,221.30
47786WAD2	JDOT 2024-B A3 5.2 03/15/2029	06/11/2024 06/18/2024 510,000.00	509,932.67 0.00 0.00 509,934.46	1,178.67 2,210.00 1,178.67 2,210.00	1.79 0.00 1.79 2,211.79	2,211.79
47800CAC0	JDOT 2023 A3 5.01 11/15/2027	02/22/2023 03/02/2023 134,870.59	152,440.54 0.00 (17,580.99) 134,861.26	339.46 636.49 300.31 597.34	1.72 0.00 1.72 599.06	599.06
47800DAD6	JDOT 2025 A3 4.23 09/17/2029	03/04/2025 03/11/2025 500,000.00	499,974.19 0.00 0.00 499,974.78	940.00 1,762.50 940.00 1,762.50	0.59 0.00 0.59 1,763.09	1,763.09
532457CQ9	ELI LILLY AND CO 4.2 08/14/2029	08/12/2024 08/14/2024 705,000.00	703,883.05 0.00 0.00 703,909.26	11,268.25 0.00 13,735.75 2,467.50	26.21 0.00 26.21 2,493.71	2,493.71
57629TBV8	MASSMUTUAL GLOBAL FUNDING II 4.95 01/10/2030	1,200,000.00	1,202,091.13 0.00 0.00 1,202,047.03	28,215.00 29,700.00 3,465.00 4,950.00	8.15 (52.25) (44.10) 4,905.90	4,905.90
58768YAD7	MBALT 2025-A A3 4.61 04/16/2029	05/14/2025 05/21/2025 530,000.00	529,945.58 0.00 0.00 529,946.99	1,085.91 2,036.08 1,085.91 2,036.08	1.40 0.00 1.40 2,037.48	2,037.48
58933YBH7	MERCK & CO INC 4.05 05/17/2028	09/26/2024 09/27/2024 1,250,000.00	1,257,592.97 0.00 0.00 1,257,311.75	6,187.50 0.00 10,406.25 4,218.75	0.00 (281.22) (281.22) 3,937.53	3,937.53

INCOME EARNED



City of Orange | Account #10888 | As of January 31, 2026

Cusip	Security Description	Trade Date Settle Date Units	Book Value: Begin Book Value: Acq Book Value: Disp Book Value: End	Prior Accrued Inc. Received Ending Accrued Total Interest	Accr. Of Discount Amort. Of Premium Net Accret/Amort Income Earned	Total Income
59217GFT1	METROPOLITAN LIFE GLOBAL FUNDING I 4.9 01/09/2030	01/02/2025 01/09/2025 820,000.00	818,641.05 0.00 0.00 818,669.73	19,197.11 20,090.00 2,455.44 3,348.33	28.68 0.00 28.68 3,377.01	3,377.01
62479MBH5	MUFG Bank, Ltd., New York Branch 02/17/2026	05/23/2025 05/27/2025 2,000,000.00	1,988,850.56 0.00 0.00 1,996,204.44	0.00 0.00 0.00 0.00	7,353.89 0.00 7,353.89 7,353.89	7,353.89
64952WFK4	NEW YORK LIFE GLOBAL FUNDING 4.6 12/05/2029	12/02/2024 12/05/2024 830,000.00	829,628.46 0.00 0.00 829,636.50	2,757.44 0.00 5,939.11 3,181.67	8.03 0.00 8.03 3,189.70	3,189.70
69371RS80	PACCAR FINANCIAL CORP 4.6 01/31/2029	03/27/2024 03/28/2024 1,200,000.00	1,196,618.18 0.00 0.00 1,196,711.29	23,153.33 0.00 153.33 (23,000.00)	93.11 0.00 93.11 (22,906.90)	(22,906.90)
713448FL7	PEPSICO INC 3.6 02/18/2028	03/27/2024 03/28/2024 1,500,000.00	1,474,140.53 0.00 0.00 1,475,170.92	19,950.00 0.00 24,450.00 4,500.00	1,030.39 0.00 1,030.39 5,530.39	5,530.39
713448FQ6	PEPSICO INC 4.55 02/13/2026	02/13/2023 02/15/2023 195,000.00	194,995.55 0.00 0.00 194,998.76	3,401.13 0.00 4,140.50 739.38	3.20 0.00 3.20 742.58	742.58
713448FW3	PEPSICO INC 5.125 11/10/2026	11/08/2023 11/10/2023 380,000.00	379,970.70 0.00 0.00 379,973.60	2,758.96 0.00 4,381.88 1,622.92	2.90 0.00 2.90 1,625.82	1,625.82
78016FZW7	ROYAL BANK OF CANADA 4.9 01/12/2028	03/30/2023 03/31/2023 1,000,000.00	999,147.93 0.00 0.00 999,183.58	23,002.78 24,500.00 2,586.11 4,083.33	35.65 0.00 35.65 4,118.98	4,118.98
857477CU5	STATE STREET CORP 4.536 02/28/2028	02/25/2025 02/28/2025 1,285,000.00	1,285,000.00 0.00 0.00 1,285,000.00	19,914.93 0.00 24,772.23 4,857.30	0.00 0.00 0.00 4,857.30	4,857.30

INCOME EARNED



City of Orange | Account #10888 | As of January 31, 2026

Cusip	Security Description	Trade Date Settle Date Units	Book Value: Begin Book Value: Acq Book Value: Disp Book Value: End	Prior Accrued Inc. Received Ending Accrued Total Interest	Accr. Of Discount Amort. Of Premium Net Accret/Amort Income Earned	Total Income
907818GE2	UNION PACIFIC CORP 4.75 02/21/2026	02/13/2023 02/21/2023 470,000.00	469,985.57 0.00 0.00 469,994.34	8,061.81 0.00 9,922.22 1,860.42	8.77 0.00 8.77 1,869.19	1,869.19
91282CCZ2	UNITED STATES TREASURY 0.875 09/30/2026	09/30/2021 09/30/2021 3,000,000.00	2,997,102.27 0.00 0.00 2,997,432.53	6,706.73 0.00 8,942.31 2,235.58	330.26 0.00 330.26 2,565.83	2,565.83
91282CFJ5	UNITED STATES TREASURY 3.125 08/31/2029	10/30/2024 10/31/2024 2,000,000.00	1,935,682.19 0.00 0.00 1,937,172.36	21,236.19 0.00 26,588.40 5,352.21	1,490.17 0.00 1,490.17 6,842.38	6,842.38
91282CFLO	UNITED STATES TREASURY 3.875 09/30/2029	10/30/2024 10/31/2024 2,200,000.00	2,183,102.44 0.00 0.00 2,183,485.35	21,780.91 0.00 29,041.21 7,260.30	382.91 0.00 382.91 7,643.21	7,643.21
91282CFT3	UNITED STATES TREASURY 4.0 10/31/2029	04/29/2025 04/30/2025 2,500,000.00	2,520,015.62 0.00 0.00 2,519,572.10	17,127.07 0.00 25,690.61 8,563.54	0.00 (443.52) (443.52) 8,120.02	8,120.02
91282CGQ8	UNITED STATES TREASURY 4.0 02/28/2030	2,700,000.00	2,697,620.93 0.00 0.00 2,697,669.49	36,696.13 0.00 45,944.75 9,248.62	48.55 0.00 48.55 9,297.17	9,297.17
91282CGS4	UNITED STATES TREASURY 3.625 03/31/2030	04/29/2025 04/30/2025 2,500,000.00	2,483,312.52 0.00 0.00 2,483,646.27	23,154.19 0.00 30,872.25 7,718.06	333.75 0.00 333.75 8,051.81	8,051.81
91282CHF1	UNITED STATES TREASURY 3.75 05/31/2030	2,600,000.00	2,590,136.71 0.00 0.00 2,590,326.51	8,571.43 0.00 16,875.00 8,303.57	201.57 (11.78) 189.80 8,493.37	8,493.37
91282CKD2	UNITED STATES TREASURY 4.25 02/28/2029	03/27/2024 03/28/2024 2,200,000.00	2,204,247.07 0.00 0.00 2,204,132.98	31,769.34 0.00 39,776.24 8,006.91	0.00 (114.09) (114.09) 7,892.82	7,892.82

INCOME EARNED



City of Orange | Account #10888 | As of January 31, 2026

Cusip	Security Description	Trade Date Settle Date Units	Book Value: Begin Book Value: Acq Book Value: Disp Book Value: End	Prior Accrued Inc. Received Ending Accrued Total Interest	Accr. Of Discount Amort. Of Premium Net Accret/Amort Income Earned	Total Income
91282CKG5	UNITED STATES TREASURY 4.125 03/31/2029	05/28/2024 05/29/2024 2,200,000.00	2,173,950.29 0.00 0.00 2,174,631.76	23,186.13 0.00 30,914.84 7,728.71	681.47 0.00 681.47 8,410.18	8,410.18
91282CKP5	UNITED STATES TREASURY 4.625 04/30/2029	2,000,000.00	2,029,974.69 0.00 0.00 2,029,209.90	15,842.54 0.00 23,763.81 7,921.27	0.00 (764.79) (764.79) 7,156.48	7,156.48
91282CKT7	UNITED STATES TREASURY 4.5 05/31/2029	06/13/2024 06/14/2024 2,200,000.00	2,216,900.86 0.00 0.00 2,216,480.37	8,703.30 0.00 17,134.62 8,431.32	0.00 (420.49) (420.49) 8,010.83	8,010.83
91282CLC3	UNITED STATES TREASURY 4.0 07/31/2029	09/26/2024 09/27/2024 2,000,000.00	2,028,472.80 0.00 0.00 2,027,797.47	33,478.26 0.00 220.99 (33,257.27)	0.00 (675.33) (675.33) (33,932.60)	(33,932.60)
91282CMA6	UNITED STATES TREASURY 4.125 11/30/2029	12/27/2024 12/30/2024 2,400,000.00	2,372,997.39 0.00 0.00 2,373,583.17	8,703.30 0.00 17,134.62 8,431.32	585.78 0.00 585.78 9,017.10	9,017.10
91282CMG3	UNITED STATES TREASURY 4.25 01/31/2030	04/29/2025 04/30/2025 2,500,000.00	2,543,337.95 0.00 0.00 2,542,436.90	44,463.32 0.00 293.51 (44,169.81)	0.00 (901.06) (901.06) (45,070.86)	(45,070.86)
91282CMZ1	UNITED STATES TREASURY 3.875 04/30/2030	05/29/2025 05/30/2025 2,700,000.00	2,683,762.75 0.00 0.00 2,684,081.33	17,919.20 0.00 26,878.80 8,959.60	318.58 0.00 318.58 9,278.18	9,278.18
91282CNX5	UNITED STATES TREASURY 3.625 08/31/2030	09/29/2025 09/29/2025 2,400,000.00	2,388,272.33 0.00 0.00 2,388,485.81	29,560.77 0.00 37,011.05 7,450.28	213.48 0.00 213.48 7,663.76	7,663.76
91324PEU2	UNITEDHEALTH GROUP INC 4.25 01/15/2029	05/28/2024 05/29/2024 1,000,000.00	978,469.15 0.00 0.00 979,070.46	19,597.22 21,250.00 1,888.89 3,541.67	601.31 0.00 601.31 4,142.98	4,142.98

INCOME EARNED



City of Orange | Account #10888 | As of January 31, 2026

Cusip	Security Description	Trade Date Settle Date Units	Book Value: Begin Book Value: Acq Book Value: Disp Book Value: End	Prior Accrued Inc. Received Ending Accrued Total Interest	Accr. Of Discount Amort. Of Premium Net Accret/Amort Income Earned	Total Income
92970QAE5	WFCIT 2024-2 A 4.29 10/15/2029	10/17/2024 10/24/2024 560,000.00	559,936.66 0.00 0.00 559,938.08	1,067.73 2,002.00 1,067.73 2,002.00	1.42 0.00 1.42 2,003.42	2,003.42
Total Fixed Income			92,544,788.77 0.00 (87,287.22) 92,473,749.82	804,729.18 248,043.90 724,918.51 168,233.23	22,491.86 (6,243.59) 16,248.27 184,481.50	184,481.50
TOTAL PORTFOLIO			92,776,109.26 338,541.91 (94,232.25) 93,468,681.86	804,729.18 251,254.68 724,918.51 171,444.01	22,491.86 (6,243.59) 16,248.27 187,692.28	187,692.28

CASH FLOW REPORT



City of Orange | Account #10888 | As of January 31, 2026

Payment Date	Transaction Type	CUSIP	Quantity	Security Description	Principal Amount	Income	Total Amount
FEBRUARY 2026							
02/02/2026	Coupon	91282CMG3	0.00	UNITED STATES TREASURY 4.25 01/31/2030		53,125.00	53,125.00
02/02/2026	Coupon	91282CLC3	0.00	UNITED STATES TREASURY 4.0 07/31/2029		40,000.00	40,000.00
02/02/2026	Coupon	69371RS80	0.00	PACCAR FINANCIAL CORP 4.6 01/31/2029		27,600.00	27,600.00
02/02/2026	Dividend	31846V203	0.00	FIRST AMER:GVT OBLG Y	1,090.83		1,090.83
02/09/2026	Coupon	037833EB2	3,000,000.00	APPLE INC 0.7 02/08/2026		10,500.00	10,500.00
02/09/2026	Final Maturity	037833EB2	3,000,000.00	APPLE INC 0.7 02/08/2026	3,000,000.00		3,000,000.00
02/13/2026	Coupon	713448FQ6	195,000.00	PEPSICO INC 4.55 02/13/2026		4,436.25	4,436.25
02/13/2026	Final Maturity	713448FQ6	195,000.00	PEPSICO INC 4.55 02/13/2026	195,000.00		195,000.00
02/13/2026	Coupon	907818GE2	470,000.00	UNION PACIFIC CORP 4.75 02/21/2026		10,666.39	10,666.39
02/13/2026	Effective Maturity	907818GE2	470,000.00	UNION PACIFIC CORP 4.75 02/21/2026	470,000.00		470,000.00
02/16/2026	Coupon	05522RDJ4	505,000.00	BACCT 2024-1 A 4.93 05/15/2029		2,074.71	2,074.71
02/16/2026	Coupon	161571HT4	1,060,000.00	CHAIT 2023-1 A 5.16 09/15/2028		4,558.00	4,558.00
02/16/2026	Coupon	44934QAD3	285,000.00	HART 2024-B A3 4.84 03/15/2029		1,149.50	1,149.50
02/16/2026	Coupon	44935CAD3	635,000.00	HART 2025-A A3 4.32 10/15/2029		2,286.00	2,286.00
02/16/2026	Coupon	44935DAD1	330,000.00	HALST 2025-B A3 4.53 04/17/2028		1,245.75	1,245.75
02/16/2026	Coupon	47786WAD2	510,000.00	JDOT 2024-B A3 5.2 03/15/2029		2,210.00	2,210.00
02/16/2026	Coupon	47800CAC0	134,870.59	JDOT 2023 A3 5.01 11/15/2027		563.08	563.08
02/16/2026	Principal Paydown	47800CAC0	134,870.59	JDOT 2023 A3 5.01 11/15/2027	13,044.45		13,044.45
02/16/2026	Coupon	47800DAD6	500,000.00	JDOT 2025 A3 4.23 09/17/2029		1,762.50	1,762.50
02/16/2026	Coupon	58768YAD7	530,000.00	MBALT 2025-A A3 4.61 04/16/2029		2,036.08	2,036.08
02/17/2026	Coupon	02582JJZ4	350,000.00	AMXCA 2023-1 A 4.87 05/15/2026		1,420.42	1,420.42
02/17/2026	Coupon	02582JKD1	1,055,000.00	AMXCA 2023-3 A 5.23 09/15/2026		4,598.04	4,598.04
02/17/2026	Coupon	171239AL0	1,250,000.00	CHUBB INA HOLDINGS LLC 4.65 08/15/2029		29,062.50	29,062.50
02/17/2026	Coupon	532457CQ9	705,000.00	ELI LILLY AND CO 4.2 08/14/2029		14,805.00	14,805.00
02/17/2026	Final Maturity	62479MBH5	2,000,000.00	MUFG Bank, Ltd., New York Branch 02/17/2026	2,000,000.00		2,000,000.00
02/17/2026	Coupon	92970QAE5	560,000.00	WFCIT 2024-2 A 4.29 10/15/2029		2,002.00	2,002.00
02/18/2026	Coupon	713448FL7	1,500,000.00	PEPSICO INC 3.6 02/18/2028		27,000.00	27,000.00
02/20/2026	Coupon	36271VAD9	430,000.00	GMALT 2025-1 A3 4.66 02/21/2028		1,669.83	1,669.83
02/20/2026	Coupon	362962AD4	985,000.00	GMALT 2025-2 A3 4.58 05/22/2028		3,759.42	3,759.42
02/23/2026	Coupon	438123AC5	215,853.53	HAROT 2023-4 A3 5.67 06/21/2028		1,031.73	1,031.73
02/23/2026	Principal Paydown	438123AC5	215,853.53	HAROT 2023-4 A3 5.67 06/21/2028	15,380.92		15,380.92

CASH FLOW REPORT



City of Orange | Account #10888 | As of January 31, 2026

Payment Date	Transaction Type	CUSIP	Quantity	Security Description	Principal Amount	Income	Total Amount
02/23/2026	Coupon	43813YAC6	630,000.00	HAROT 2024-3 A3 4.57 03/21/2029		2,399.25	2,399.25
02/23/2026	Coupon	43814VAC1	795,000.00	HAROT 2025-1 A3 4.57 09/21/2029		3,027.63	3,027.63
02/23/2026	Coupon	43815JAC7	38,789.18	HAROT 2023-1 A3 5.04 04/21/2027		191.63	191.63
02/23/2026	Principal Paydown	43815JAC7	38,789.18	HAROT 2023-1 A3 5.04 04/21/2027	9,056.71		9,056.71
02/25/2026	Coupon	05592XAD2	71,065.24	BMWOT 2023-A A3 5.47 02/25/2028		333.21	333.21
02/25/2026	Principal Paydown	05592XAD2	71,065.24	BMWOT 2023-A A3 5.47 02/25/2028	7,449.57		7,449.57
02/25/2026	Coupon	096919AD7	411,580.90	BMWOT 2024-A A3 5.18 02/26/2029		1,808.82	1,808.82
02/25/2026	Principal Paydown	096919AD7	411,580.90	BMWOT 2024-A A3 5.18 02/26/2029	24,240.69		24,240.69
02/25/2026	Coupon	096924AD7	680,000.00	BMWOT 2025-A A3 4.56 09/25/2029		2,584.00	2,584.00
02/25/2026	Coupon	3137FPJG1	1,140,000.00	FHMS K-099 A2 2.595 09/25/2029		2,465.25	2,465.25
02/25/2026	Coupon	3137FRUT6	1,500,000.00	FHMS K-106 A2 2.069 01/25/2030		2,586.25	2,586.25
02/26/2026	Coupon	17275RBR2	1,250,000.00	CISCO SYSTEMS INC 4.85 02/26/2029		30,312.50	30,312.50
February 2026 Total					5,735,263.17	295,270.73	6,030,533.90
MARCH 2026							
03/02/2026	Coupon	857477CU5	1,285,000.00	STATE STREET CORP 4.536 02/28/2028		29,143.80	29,143.80
03/02/2026	Coupon	91282CFJ5	2,000,000.00	UNITED STATES TREASURY 3.125 08/31/2029		31,250.00	31,250.00
03/02/2026	Coupon	91282CGQ8	2,700,000.00	UNITED STATES TREASURY 4.0 02/28/2030		54,000.00	54,000.00
03/02/2026	Coupon	91282CKD2	2,200,000.00	UNITED STATES TREASURY 4.25 02/28/2029		46,750.00	46,750.00
03/02/2026	Coupon	91282CNX5	2,400,000.00	UNITED STATES TREASURY 3.625 08/31/2030		43,500.00	43,500.00
03/09/2026	Coupon	24422EXD6	505,000.00	JOHN DEERE CAPITAL CORP 5.15 09/08/2026		13,003.75	13,003.75
03/16/2026	Coupon	02582JJZ4	350,000.00	AMXCA 2023-1 A 4.87 05/15/2026		1,420.42	1,420.42
03/16/2026	Coupon	02582JKD1	1,055,000.00	AMXCA 2023-3 A 5.23 09/15/2026		4,598.04	4,598.04
03/16/2026	Coupon	05522RDJ4	505,000.00	BACCT 2024-1 A 4.93 05/15/2029		2,074.71	2,074.71
03/16/2026	Coupon	06368LAQ9	1,000,000.00	BANK OF MONTREAL 4.7 09/14/2027		23,500.00	23,500.00
03/16/2026	Coupon	161571HT4	1,060,000.00	CHAIT 2023-1 A 5.16 09/15/2028		4,558.00	4,558.00
03/16/2026	Coupon	3133EPDJ1	2,000,000.00	FEDERAL FARM CREDIT BANKS FUNDING CORP 4.375 09/15/2027		43,750.00	43,750.00
03/16/2026	Coupon	44934QAD3	285,000.00	HART 2024-B A3 4.84 03/15/2029		1,149.50	1,149.50
03/16/2026	Coupon	44935CAD3	635,000.00	HART 2025-A A3 4.32 10/15/2029		2,286.00	2,286.00
03/16/2026	Coupon	44935DAD1	330,000.00	HALST 2025-B A3 4.53 04/17/2028		1,245.75	1,245.75
03/16/2026	Coupon	47786WAD2	510,000.00	JDOT 2024-B A3 5.2 03/15/2029		2,210.00	2,210.00

CASH FLOW REPORT



City of Orange | Account #10888 | As of January 31, 2026

Payment Date	Transaction Type	CUSIP	Quantity	Security Description	Principal Amount	Income	Total Amount
03/16/2026	Coupon	47800CAC0	134,870.59	JDOT 2023 A3 5.01 11/15/2027		508.62	508.62
03/16/2026	Principal Paydown	47800CAC0	134,870.59	JDOT 2023 A3 5.01 11/15/2027	12,067.89		12,067.89
03/16/2026	Coupon	47800DAD6	500,000.00	JDOT 2025 A3 4.23 09/17/2029		1,762.50	1,762.50
03/16/2026	Coupon	58768YAD7	530,000.00	MBALT 2025-A A3 4.61 04/16/2029		2,036.08	2,036.08
03/16/2026	Coupon	92970QAE5	560,000.00	WFCIT 2024-2 A 4.29 10/15/2029		2,002.00	2,002.00
03/20/2026	Coupon	36271VAD9	430,000.00	GMALT 2025-1 A3 4.66 02/21/2028		1,669.83	1,669.83
03/20/2026	Coupon	362962AD4	985,000.00	GMALT 2025-2 A3 4.58 05/22/2028		3,759.42	3,759.42
03/20/2026	Coupon	459058LR2	635,000.00	INTERNATIONAL BANK FOR RECONSTRUCTION AND DEVELOPM 4.125 03/20/2030		13,096.88	13,096.88
03/23/2026	Coupon	438123AC5	215,853.53	HAROT 2023-4 A3 5.67 06/21/2028		959.05	959.05
03/23/2026	Principal Paydown	438123AC5	215,853.53	HAROT 2023-4 A3 5.67 06/21/2028	14,932.88		14,932.88
03/23/2026	Coupon	43813YAC6	630,000.00	HAROT 2024-3 A3 4.57 03/21/2029		2,399.25	2,399.25
03/23/2026	Coupon	43814VAC1	795,000.00	HAROT 2025-1 A3 4.57 09/21/2029		3,027.63	3,027.63
03/23/2026	Coupon	43815JAC7	38,789.18	HAROT 2023-1 A3 5.04 04/21/2027		153.59	153.59
03/23/2026	Principal Paydown	43815JAC7	38,789.18	HAROT 2023-1 A3 5.04 04/21/2027	8,792.64		8,792.64
03/25/2026	Coupon	05592XAD2	71,065.24	BMWOT 2023-A A3 5.47 02/25/2028		299.25	299.25
03/25/2026	Principal Paydown	05592XAD2	71,065.24	BMWOT 2023-A A3 5.47 02/25/2028	7,250.13		7,250.13
03/25/2026	Coupon	096919AD7	411,580.90	BMWOT 2024-A A3 5.18 02/26/2029		1,704.18	1,704.18
03/25/2026	Principal Paydown	096919AD7	411,580.90	BMWOT 2024-A A3 5.18 02/26/2029	23,568.94		23,568.94
03/25/2026	Coupon	096924AD7	680,000.00	BMWOT 2025-A A3 4.56 09/25/2029		2,584.00	2,584.00
03/25/2026	Coupon	3137FPJG1	1,140,000.00	FHMS K-099 A2 2.595 09/25/2029		2,465.25	2,465.25
03/25/2026	Coupon	3137FRUT6	1,500,000.00	FHMS K-106 A2 2.069 01/25/2030		2,586.25	2,586.25
03/26/2026	Coupon	40139LBJ1	1,300,000.00	GUARDIAN LIFE GLOBAL FUNDING 4.179 09/26/2029		27,163.50	27,163.50
03/31/2026	Coupon	91282CCZ2	3,000,000.00	UNITED STATES TREASURY 0.875 09/30/2026		13,125.00	13,125.00
03/31/2026	Coupon	91282CFL0	2,200,000.00	UNITED STATES TREASURY 3.875 09/30/2029		42,625.00	42,625.00
03/31/2026	Coupon	91282CGS4	2,500,000.00	UNITED STATES TREASURY 3.625 03/31/2030		45,312.50	45,312.50
03/31/2026	Coupon	91282CKG5	2,200,000.00	UNITED STATES TREASURY 4.125 03/31/2029		45,375.00	45,375.00
March 2026 Total					66,612.48	519,054.75	585,667.23
APRIL 2026							
04/15/2026	Coupon	02582JJZ4	350,000.00	AMXCA 2023-1 A 4.87 05/15/2026		1,420.42	1,420.42
04/15/2026	Coupon	02582JKD1	1,055,000.00	AMXCA 2023-3 A 5.23 09/15/2026		4,598.04	4,598.04

CASH FLOW REPORT



City of Orange | Account #10888 | As of January 31, 2026

Payment Date	Transaction Type	CUSIP	Quantity	Security Description	Principal Amount	Income	Total Amount
04/15/2026	Coupon	05522RDJ4	505,000.00	BACCT 2024-1 A 4.93 05/15/2029		2,074.71	2,074.71
04/15/2026	Coupon	161571HT4	1,060,000.00	CHAIT 2023-1 A 5.16 09/15/2028		4,558.00	4,558.00
04/15/2026	Coupon	44934QAD3	285,000.00	HART 2024-B A3 4.84 03/15/2029		1,149.50	1,149.50
04/15/2026	Principal Paydown	44934QAD3	285,000.00	HART 2024-B A3 4.84 03/15/2029	2,968.38		2,968.38
04/15/2026	Coupon	44935CAD3	635,000.00	HART 2025-A A3 4.32 10/15/2029		2,286.00	2,286.00
04/15/2026	Coupon	44935DAD1	330,000.00	HALST 2025-B A3 4.53 04/17/2028		1,245.75	1,245.75
04/15/2026	Coupon	47786WAD2	510,000.00	JDOT 2024-B A3 5.2 03/15/2029		2,210.00	2,210.00
04/15/2026	Principal Paydown	47786WAD2	510,000.00	JDOT 2024-B A3 5.2 03/15/2029	28,279.50		28,279.50
04/15/2026	Coupon	47800CAC0	134,870.59	JDOT 2023 A3 5.01 11/15/2027		458.24	458.24
04/15/2026	Principal Paydown	47800CAC0	134,870.59	JDOT 2023 A3 5.01 11/15/2027	14,961.06		14,961.06
04/15/2026	Coupon	47800DAD6	500,000.00	JDOT 2025 A3 4.23 09/17/2029		1,762.50	1,762.50
04/15/2026	Coupon	58768YAD7	530,000.00	MBALT 2025-A A3 4.61 04/16/2029		2,036.08	2,036.08
04/15/2026	Coupon	92970QAE5	560,000.00	WFCIT 2024-2 A 4.29 10/15/2029		2,002.00	2,002.00
04/20/2026	Coupon	36271VAD9	430,000.00	GMALT 2025-1 A3 4.66 02/21/2028		1,669.83	1,669.83
04/20/2026	Coupon	362962AD4	985,000.00	GMALT 2025-2 A3 4.58 05/22/2028		3,759.42	3,759.42
04/21/2026	Coupon	438123AC5	215,853.53	HAROT 2023-4 A3 5.67 06/21/2028		888.50	888.50
04/21/2026	Principal Paydown	438123AC5	215,853.53	HAROT 2023-4 A3 5.67 06/21/2028	15,320.56		15,320.56
04/21/2026	Coupon	43813YAC6	630,000.00	HAROT 2024-3 A3 4.57 03/21/2029		2,399.25	2,399.25
04/21/2026	Principal Paydown	43813YAC6	630,000.00	HAROT 2024-3 A3 4.57 03/21/2029	18,287.21		18,287.21
04/21/2026	Coupon	43814VAC1	795,000.00	HAROT 2025-1 A3 4.57 09/21/2029		3,027.63	3,027.63
04/21/2026	Coupon	43815JAC7	38,789.18	HAROT 2023-1 A3 5.04 04/21/2027		116.66	116.66
04/21/2026	Principal Paydown	43815JAC7	38,789.18	HAROT 2023-1 A3 5.04 04/21/2027	8,875.13		8,875.13
04/27/2026	Coupon	05592XAD2	71,065.24	BMWOT 2023-A A3 5.47 02/25/2028		266.20	266.20
04/27/2026	Principal Paydown	05592XAD2	71,065.24	BMWOT 2023-A A3 5.47 02/25/2028	7,426.76		7,426.76
04/27/2026	Coupon	096919AD7	411,580.90	BMWOT 2024-A A3 5.18 02/26/2029		1,602.44	1,602.44
04/27/2026	Principal Paydown	096919AD7	411,580.90	BMWOT 2024-A A3 5.18 02/26/2029	23,686.54		23,686.54
04/27/2026	Coupon	096924AD7	680,000.00	BMWOT 2025-A A3 4.56 09/25/2029		2,584.00	2,584.00
04/27/2026	Coupon	3137FPIG1	1,140,000.00	FHMS K-099 A2 2.595 09/25/2029		2,465.25	2,465.25
04/27/2026	Coupon	3137FRUT6	1,500,000.00	FHMS K-106 A2 2.069 01/25/2030		2,586.25	2,586.25
04/30/2026	Coupon	3133ERDH1	2,100,000.00	FEDERAL FARM CREDIT BANKS FUNDING CORP 4.75 04/30/2029		49,875.00	49,875.00
04/30/2026	Coupon	91282CFT3	2,500,000.00	UNITED STATES TREASURY 4.0 10/31/2029		50,000.00	50,000.00

CASH FLOW REPORT



City of Orange | Account #10888 | As of January 31, 2026

Payment Date	Transaction Type	CUSIP	Quantity	Security Description	Principal Amount	Income	Total Amount
04/30/2026	Coupon	91282CKP5	2,000,000.00	UNITED STATES TREASURY 4.625 04/30/2029		46,250.00	46,250.00
04/30/2026	Coupon	91282CMZ1	2,700,000.00	UNITED STATES TREASURY 3.875 04/30/2030		52,312.50	52,312.50
April 2026 Total					119,805.13	245,604.17	365,409.30
MAY 2026							
05/11/2026	Coupon	713448FW3	380,000.00	PEPSICO INC 5.125 11/10/2026		9,737.50	9,737.50
05/15/2026	Coupon	02582JJZ4	350,000.00	AMXCA 2023-1 A 4.87 05/15/2026		1,420.42	1,420.42
05/15/2026	Final Maturity	02582JJZ4	350,000.00	AMXCA 2023-1 A 4.87 05/15/2026	350,000.00		350,000.00
05/15/2026	Coupon	02582JKD1	1,055,000.00	AMXCA 2023-3 A 5.23 09/15/2026		4,598.04	4,598.04
05/15/2026	Coupon	05522RDJ4	505,000.00	BACCT 2024-1 A 4.93 05/15/2029		2,074.71	2,074.71
05/15/2026	Coupon	161571HT4	1,060,000.00	CHAIT 2023-1 A 5.16 09/15/2028		4,558.00	4,558.00
05/15/2026	Coupon	44934QAD3	285,000.00	HART 2024-B A3 4.84 03/15/2029		1,137.53	1,137.53
05/15/2026	Principal Paydown	44934QAD3	285,000.00	HART 2024-B A3 4.84 03/15/2029	15,883.28		15,883.28
05/15/2026	Coupon	44935CAD3	635,000.00	HART 2025-A A3 4.32 10/15/2029		2,286.00	2,286.00
05/15/2026	Coupon	44935DAD1	330,000.00	HALST 2025-B A3 4.53 04/17/2028		1,245.75	1,245.75
05/15/2026	Coupon	47786WAD2	510,000.00	JDOT 2024-B A3 5.2 03/15/2029		2,087.46	2,087.46
05/15/2026	Principal Paydown	47786WAD2	510,000.00	JDOT 2024-B A3 5.2 03/15/2029	32,584.11		32,584.11
05/15/2026	Coupon	47800CAC0	134,870.59	JDOT 2023 A3 5.01 11/15/2027		395.78	395.78
05/15/2026	Principal Paydown	47800CAC0	134,870.59	JDOT 2023 A3 5.01 11/15/2027	14,976.79		14,976.79
05/15/2026	Coupon	47800DAD6	500,000.00	JDOT 2025 A3 4.23 09/17/2029		1,762.50	1,762.50
05/15/2026	Coupon	58768YAD7	530,000.00	MBALT 2025-A A3 4.61 04/16/2029		2,036.08	2,036.08
05/15/2026	Coupon	92970QAE5	560,000.00	WFCIT 2024-2 A 4.29 10/15/2029		2,002.00	2,002.00
05/18/2026	Coupon	58933YBH7	1,250,000.00	MERCK & CO INC 4.05 05/17/2028		25,312.50	25,312.50
05/20/2026	Coupon	36271VAD9	430,000.00	GMALT 2025-1 A3 4.66 02/21/2028		1,669.83	1,669.83
05/20/2026	Coupon	362962AD4	985,000.00	GMALT 2025-2 A3 4.58 05/22/2028		3,759.42	3,759.42
05/21/2026	Coupon	438123AC5	215,853.53	HAROT 2023-4 A3 5.67 06/21/2028		816.11	816.11
05/21/2026	Principal Paydown	438123AC5	215,853.53	HAROT 2023-4 A3 5.67 06/21/2028	14,758.93		14,758.93
05/21/2026	Coupon	43813YAC6	630,000.00	HAROT 2024-3 A3 4.57 03/21/2029		2,329.61	2,329.61
05/21/2026	Principal Paydown	43813YAC6	630,000.00	HAROT 2024-3 A3 4.57 03/21/2029	37,522.75		37,522.75
05/21/2026	Coupon	43814VAC1	795,000.00	HAROT 2025-1 A3 4.57 09/21/2029		3,027.63	3,027.63
05/21/2026	Coupon	43815JAC7	38,789.18	HAROT 2023-1 A3 5.04 04/21/2027		79.39	79.39
05/21/2026	Principal Paydown	43815JAC7	38,789.18	HAROT 2023-1 A3 5.04 04/21/2027	8,556.61		8,556.61
05/25/2026	Coupon	05592XAD2	71,065.24	BMWOT 2023-A A3 5.47 02/25/2028		232.35	232.35

CASH FLOW REPORT



City of Orange | Account #10888 | As of January 31, 2026

Payment Date	Transaction Type	CUSIP	Quantity	Security Description	Principal Amount	Income	Total Amount
05/25/2026	Principal Paydown	05592XAD2	71,065.24	BMWOT 2023-A A3 5.47 02/25/2028	6,572.57		6,572.57
05/25/2026	Coupon	096919AD7	411,580.90	BMWOT 2024-A A3 5.18 02/26/2029		1,500.19	1,500.19
05/25/2026	Principal Paydown	096919AD7	411,580.90	BMWOT 2024-A A3 5.18 02/26/2029	22,817.00		22,817.00
05/25/2026	Coupon	096924AD7	680,000.00	BMWOT 2025-A A3 4.56 09/25/2029		2,584.00	2,584.00
05/25/2026	Coupon	3137FPJG1	1,140,000.00	FHMS K-099 A2 2.595 09/25/2029		2,465.25	2,465.25
05/25/2026	Coupon	3137FRUT6	1,500,000.00	FHMS K-106 A2 2.069 01/25/2030		2,586.25	2,586.25
May 2026 Total					503,672.04	81,704.28	585,376.32
JUNE 2026							
06/01/2026	Coupon	91282CHF1	2,600,000.00	UNITED STATES TREASURY 3.75 05/31/2030		48,750.00	48,750.00
06/01/2026	Coupon	91282CKT7	2,200,000.00	UNITED STATES TREASURY 4.5 05/31/2029		49,500.00	49,500.00
06/01/2026	Coupon	91282CMA6	2,400,000.00	UNITED STATES TREASURY 4.125 11/30/2029		49,500.00	49,500.00
06/05/2026	Coupon	64952WFK4	830,000.00	NEW YORK LIFE GLOBAL FUNDING 4.6 12/05/2029		19,090.00	19,090.00
06/08/2026	Coupon	3130AXQK7	2,000,000.00	FEDERAL HOME LOAN BANKS 4.75 12/08/2028		47,500.00	47,500.00
06/09/2026	Coupon	3130AEB25	2,000,000.00	FEDERAL HOME LOAN BANKS 3.25 06/09/2028		32,500.00	32,500.00
06/15/2026	Coupon	02582JKD1	1,055,000.00	AMXCA 2023-3 A 5.23 09/15/2026		4,598.04	4,598.04
06/15/2026	Coupon	05522RDJ4	505,000.00	BACCT 2024-1 A 4.93 05/15/2029		2,074.71	2,074.71
06/15/2026	Coupon	161571HT4	1,060,000.00	CHAIT 2023-1 A 5.16 09/15/2028		4,558.00	4,558.00
06/15/2026	Coupon	44934QAD3	285,000.00	HART 2024-B A3 4.84 03/15/2029		1,073.47	1,073.47
06/15/2026	Principal Paydown	44934QAD3	285,000.00	HART 2024-B A3 4.84 03/15/2029	15,577.38		15,577.38
06/15/2026	Coupon	44935CAD3	635,000.00	HART 2025-A A3 4.32 10/15/2029		2,286.00	2,286.00
06/15/2026	Coupon	44935DAD1	330,000.00	HALST 2025-B A3 4.53 04/17/2028		1,245.75	1,245.75
06/15/2026	Coupon	47786WAD2	510,000.00	JDOT 2024-B A3 5.2 03/15/2029		1,946.26	1,946.26
06/15/2026	Principal Paydown	47786WAD2	510,000.00	JDOT 2024-B A3 5.2 03/15/2029	20,718.90		20,718.90
06/15/2026	Coupon	47800CAC0	134,870.59	JDOT 2023 A3 5.01 11/15/2027		333.25	333.25
06/15/2026	Principal Paydown	47800CAC0	134,870.59	JDOT 2023 A3 5.01 11/15/2027	13,100.06		13,100.06
06/15/2026	Coupon	47800DAD6	500,000.00	JDOT 2025 A3 4.23 09/17/2029		1,762.50	1,762.50
06/15/2026	Coupon	58768YAD7	530,000.00	MBALT 2025-A A3 4.61 04/16/2029		2,036.08	2,036.08
06/15/2026	Coupon	92970QAE5	560,000.00	WFCIT 2024-2 A 4.29 10/15/2029		2,002.00	2,002.00
06/22/2026	Coupon	36271VAD9	430,000.00	GMALT 2025-1 A3 4.66 02/21/2028		1,669.83	1,669.83
06/22/2026	Coupon	362962AD4	985,000.00	GMALT 2025-2 A3 4.58 05/22/2028		3,759.42	3,759.42
06/22/2026	Coupon	438123AC5	215,853.53	HAROT 2023-4 A3 5.67 06/21/2028		746.37	746.37

CASH FLOW REPORT



City of Orange | Account #10888 | As of January 31, 2026

Payment Date	Transaction Type	CUSIP	Quantity	Security Description	Principal Amount	Income	Total Amount
06/22/2026	Principal Paydown	438123AC5	215,853.53	HAROT 2023-4 A3 5.67 06/21/2028	12,416.46		12,416.46
06/22/2026	Coupon	43813YAC6	630,000.00	HAROT 2024-3 A3 4.57 03/21/2029		2,186.71	2,186.71
06/22/2026	Principal Paydown	43813YAC6	630,000.00	HAROT 2024-3 A3 4.57 03/21/2029	36,833.76		36,833.76
06/22/2026	Coupon	43814VAC1	795,000.00	HAROT 2025-1 A3 4.57 09/21/2029		3,027.63	3,027.63
06/22/2026	Coupon	43815JAC7	38,789.18	HAROT 2023-1 A3 5.04 04/21/2027		43.45	43.45
06/22/2026	Principal Paydown	43815JAC7	38,789.18	HAROT 2023-1 A3 5.04 04/21/2027	8,353.05		8,353.05
06/25/2026	Coupon	05592XAD2	71,065.24	BMWOT 2023-A A3 5.47 02/25/2028		202.39	202.39
06/25/2026	Principal Paydown	05592XAD2	71,065.24	BMWOT 2023-A A3 5.47 02/25/2028	6,459.69		6,459.69
06/25/2026	Coupon	096919AD7	411,580.90	BMWOT 2024-A A3 5.18 02/26/2029		1,401.70	1,401.70
06/25/2026	Principal Paydown	096919AD7	411,580.90	BMWOT 2024-A A3 5.18 02/26/2029	22,471.18		22,471.18
06/25/2026	Coupon	096924AD7	680,000.00	BMWOT 2025-A A3 4.56 09/25/2029		2,584.00	2,584.00
06/25/2026	Coupon	3137FPJG1	1,140,000.00	FHMS K-099 A2 2.595 09/25/2029		2,465.25	2,465.25
06/25/2026	Coupon	3137FRUT6	1,500,000.00	FHMS K-106 A2 2.069 01/25/2030		2,586.25	2,586.25
06/25/2026	Coupon	437076DC3	1,250,000.00	HOME DEPOT INC 4.75 06/25/2029		29,687.50	29,687.50
June 2026 Total					135,930.49	321,116.55	457,047.04
JULY 2026							
07/08/2026	Coupon	14913UAX8	960,000.00	CATERPILLAR FINANCIAL SERVICES CORP 4.8 01/08/2030		23,040.00	23,040.00
07/09/2026	Coupon	59217GFT1	820,000.00	METROPOLITAN LIFE GLOBAL FUNDING I 4.9 01/09/2030		20,090.00	20,090.00
07/10/2026	Coupon	57629TBV8	1,200,000.00	MASSMUTUAL GLOBAL FUNDING II 4.95 01/10/2030		29,700.00	29,700.00
07/13/2026	Coupon	459058KT9	2,000,000.00	INTERNATIONAL BANK FOR RECONSTRUCTION AND DEVELOPM 3.5 07/12/2028		35,000.00	35,000.00
07/13/2026	Coupon	78016FZW7	1,000,000.00	ROYAL BANK OF CANADA 4.9 01/12/2028		24,500.00	24,500.00
07/15/2026	Coupon	02582JKD1	1,055,000.00	AMXCA 2023-3 A 5.23 09/15/2026		4,598.04	4,598.04
07/15/2026	Coupon	05522RDJ4	505,000.00	BACCT 2024-1 A 4.93 05/15/2029		2,074.71	2,074.71
07/15/2026	Coupon	161571HT4	1,060,000.00	CHAIT 2023-1 A 5.16 09/15/2028		4,558.00	4,558.00
07/15/2026	Coupon	44934QAD3	285,000.00	HART 2024-B A3 4.84 03/15/2029		1,010.64	1,010.64
07/15/2026	Principal Paydown	44934QAD3	285,000.00	HART 2024-B A3 4.84 03/15/2029	15,280.31		15,280.31
07/15/2026	Coupon	44935CAD3	635,000.00	HART 2025-A A3 4.32 10/15/2029		2,286.00	2,286.00
07/15/2026	Coupon	44935DAD1	330,000.00	HALST 2025-B A3 4.53 04/17/2028		1,245.75	1,245.75

CASH FLOW REPORT



City of Orange | Account #10888 | As of January 31, 2026

Payment Date	Transaction Type	CUSIP	Quantity	Security Description	Principal Amount	Income	Total Amount
07/15/2026	Coupon	47786WAD2	510,000.00	JDOT 2024-B A3 5.2 03/15/2029		1,856.48	1,856.48
07/15/2026	Principal Paydown	47786WAD2	510,000.00	JDOT 2024-B A3 5.2 03/15/2029	23,042.45		23,042.45
07/15/2026	Coupon	47800CAC0	134,870.59	JDOT 2023 A3 5.01 11/15/2027		278.56	278.56
07/15/2026	Principal Paydown	47800CAC0	134,870.59	JDOT 2023 A3 5.01 11/15/2027	13,573.30		13,573.30
07/15/2026	Coupon	47800DAD6	500,000.00	JDOT 2025 A3 4.23 09/17/2029		1,762.50	1,762.50
07/15/2026	Coupon	58768YAD7	530,000.00	MBALT 2025-A A3 4.61 04/16/2029		2,036.08	2,036.08
07/15/2026	Coupon	91324PEU2	1,000,000.00	UNITEDHEALTH GROUP INC 4.25 01/15/2029		21,250.00	21,250.00
07/15/2026	Coupon	92970QAE5	560,000.00	WFCIT 2024-2 A 4.29 10/15/2029		2,002.00	2,002.00
07/20/2026	Coupon	06051GGF0	1,250,000.00	BANK OF AMERICA CORP 3.824 01/20/2028		23,900.00	23,900.00
07/20/2026	Coupon	36271VAD9	430,000.00	GMALT 2025-1 A3 4.66 02/21/2028		1,669.83	1,669.83
07/20/2026	Principal Paydown	36271VAD9	430,000.00	GMALT 2025-1 A3 4.66 02/21/2028	9,347.29		9,347.29
07/20/2026	Coupon	362962AD4	985,000.00	GMALT 2025-2 A3 4.58 05/22/2028		3,759.42	3,759.42
07/21/2026	Coupon	438123AC5	215,853.53	HAROT 2023-4 A3 5.67 06/21/2028		687.70	687.70
07/21/2026	Principal Paydown	438123AC5	215,853.53	HAROT 2023-4 A3 5.67 06/21/2028	12,141.75		12,141.75
07/21/2026	Coupon	43813YAC6	630,000.00	HAROT 2024-3 A3 4.57 03/21/2029		2,046.43	2,046.43
07/21/2026	Principal Paydown	43813YAC6	630,000.00	HAROT 2024-3 A3 4.57 03/21/2029	36,059.58		36,059.58
07/21/2026	Coupon	43814VAC1	795,000.00	HAROT 2025-1 A3 4.57 09/21/2029		3,027.63	3,027.63
07/21/2026	Coupon	43815JAC7	38,789.18	HAROT 2023-1 A3 5.04 04/21/2027		8.37	8.37
07/21/2026	Effective Maturity	43815JAC7	38,789.18	HAROT 2023-1 A3 5.04 04/21/2027	1,992.11		1,992.11
07/27/2026	Coupon	05592XAD2	71,065.24	BMWOT 2023-A A3 5.47 02/25/2028		172.94	172.94
07/27/2026	Principal Paydown	05592XAD2	71,065.24	BMWOT 2023-A A3 5.47 02/25/2028	6,318.17		6,318.17
07/27/2026	Coupon	096919AD7	411,580.90	BMWOT 2024-A A3 5.18 02/26/2029		1,304.70	1,304.70
07/27/2026	Principal Paydown	096919AD7	411,580.90	BMWOT 2024-A A3 5.18 02/26/2029	21,986.45		21,986.45
07/27/2026	Coupon	096924AD7	680,000.00	BMWOT 2025-A A3 4.56 09/25/2029		2,584.00	2,584.00
07/27/2026	Coupon	3137FPJG1	1,140,000.00	FHMS K-099 A2 2.595 09/25/2029		2,465.25	2,465.25
07/27/2026	Coupon	3137FRUT6	1,500,000.00	FHMS K-106 A2 2.069 01/25/2030		2,586.25	2,586.25
07/29/2026	Coupon	3130ANDF4	5,000,000.00	FEDERAL HOME LOAN BANKS 0.9 07/29/2026		22,500.00	22,500.00
07/29/2026	Final Maturity	3130ANDF4	5,000,000.00	FEDERAL HOME LOAN BANKS 0.9 07/29/2026	5,000,000.00		5,000,000.00
07/31/2026	Coupon	69371RS80	1,200,000.00	PACCAR FINANCIAL CORP 4.6 01/31/2029		27,600.00	27,600.00
07/31/2026	Coupon	91282CLC3	2,000,000.00	UNITED STATES TREASURY 4.0 07/31/2029		40,000.00	40,000.00
07/31/2026	Coupon	91282CMG3	2,500,000.00	UNITED STATES TREASURY 4.25 01/31/2030		53,125.00	53,125.00
July 2026 Total					5,139,741.39	364,726.27	5,504,467.66

CASH FLOW REPORT



City of Orange | Account #10888 | As of January 31, 2026

Payment Date	Transaction Type	CUSIP	Quantity	Security Description	Principal Amount	Income	Total Amount
AUGUST 2026							
08/14/2026	Coupon	532457CQ9	705,000.00	ELI LILLY AND CO 4.2 08/14/2029		14,805.00	14,805.00
08/17/2026	Coupon	02582JKD1	1,055,000.00	AMXCA 2023-3 A 5.23 09/15/2026		4,598.04	4,598.04
08/17/2026	Coupon	05522RDJ4	505,000.00	BACCT 2024-1 A 4.93 05/15/2029		2,074.71	2,074.71
08/17/2026	Coupon	161571HT4	1,060,000.00	CHAIT 2023-1 A 5.16 09/15/2028		4,558.00	4,558.00
08/17/2026	Coupon	171239AL0	1,250,000.00	CHUBB INA HOLDINGS LLC 4.65 08/15/2029		29,062.50	29,062.50
08/17/2026	Coupon	44934QAD3	285,000.00	HART 2024-B A3 4.84 03/15/2029		949.01	949.01
08/17/2026	Principal Paydown	44934QAD3	285,000.00	HART 2024-B A3 4.84 03/15/2029	14,878.34		14,878.34
08/17/2026	Coupon	44935CAD3	635,000.00	HART 2025-A A3 4.32 10/15/2029		2,286.00	2,286.00
08/17/2026	Coupon	44935DAD1	330,000.00	HALST 2025-B A3 4.53 04/17/2028		1,245.75	1,245.75
08/17/2026	Coupon	47786WAD2	510,000.00	JDOT 2024-B A3 5.2 03/15/2029		1,756.63	1,756.63
08/17/2026	Principal Paydown	47786WAD2	510,000.00	JDOT 2024-B A3 5.2 03/15/2029	23,830.53		23,830.53
08/17/2026	Coupon	47800CAC0	134,870.59	JDOT 2023 A3 5.01 11/15/2027		221.89	221.89
08/17/2026	Principal Paydown	47800CAC0	134,870.59	JDOT 2023 A3 5.01 11/15/2027	12,616.20		12,616.20
08/17/2026	Coupon	47800DAD6	500,000.00	JDOT 2025 A3 4.23 09/17/2029		1,762.50	1,762.50
08/17/2026	Coupon	58768YAD7	530,000.00	MBALT 2025-A A3 4.61 04/16/2029		2,036.08	2,036.08
08/17/2026	Coupon	92970QAE5	560,000.00	WFCIT 2024-2 A 4.29 10/15/2029		2,002.00	2,002.00
08/18/2026	Coupon	713448FL7	1,500,000.00	PEPSICO INC 3.6 02/18/2028		27,000.00	27,000.00
08/20/2026	Coupon	36271VAD9	430,000.00	GMALT 2025-1 A3 4.66 02/21/2028		1,633.53	1,633.53
08/20/2026	Principal Paydown	36271VAD9	430,000.00	GMALT 2025-1 A3 4.66 02/21/2028	50,663.44		50,663.44
08/20/2026	Coupon	362962AD4	985,000.00	GMALT 2025-2 A3 4.58 05/22/2028		3,759.42	3,759.42
08/21/2026	Coupon	438123AC5	215,853.53	HAROT 2023-4 A3 5.67 06/21/2028		630.33	630.33
08/21/2026	Principal Paydown	438123AC5	215,853.53	HAROT 2023-4 A3 5.67 06/21/2028	11,812.31		11,812.31
08/21/2026	Coupon	43813YAC6	630,000.00	HAROT 2024-3 A3 4.57 03/21/2029		1,909.10	1,909.10
08/21/2026	Principal Paydown	43813YAC6	630,000.00	HAROT 2024-3 A3 4.57 03/21/2029	35,014.90		35,014.90
08/21/2026	Coupon	43814VAC1	795,000.00	HAROT 2025-1 A3 4.57 09/21/2029		3,027.63	3,027.63
08/25/2026	Coupon	05592XAD2	71,065.24	BMWOT 2023-A A3 5.47 02/25/2028		144.14	144.14
08/25/2026	Principal Paydown	05592XAD2	71,065.24	BMWOT 2023-A A3 5.47 02/25/2028	6,149.25		6,149.25
08/25/2026	Coupon	096919AD7	411,580.90	BMWOT 2024-A A3 5.18 02/26/2029		1,209.79	1,209.79
08/25/2026	Principal Paydown	096919AD7	411,580.90	BMWOT 2024-A A3 5.18 02/26/2029	20,414.58		20,414.58
08/25/2026	Coupon	096924AD7	680,000.00	BMWOT 2025-A A3 4.56 09/25/2029		2,584.00	2,584.00
08/25/2026	Principal Paydown	096924AD7	680,000.00	BMWOT 2025-A A3 4.56 09/25/2029	317.35		317.35

CASH FLOW REPORT



City of Orange | Account #10888 | As of January 31, 2026

Payment Date	Transaction Type	CUSIP	Quantity	Security Description	Principal Amount	Income	Total Amount
08/25/2026	Coupon	3137FPJG1	1,140,000.00	FHMS K-099 A2 2.595 09/25/2029		2,465.25	2,465.25
08/25/2026	Coupon	3137FRUT6	1,500,000.00	FHMS K-106 A2 2.069 01/25/2030		2,586.25	2,586.25
08/26/2026	Coupon	17275RBR2	1,250,000.00	CISCO SYSTEMS INC 4.85 02/26/2029		30,312.50	30,312.50
08/28/2026	Coupon	857477CU5	1,285,000.00	STATE STREET CORP 4.536 02/28/2028		29,143.80	29,143.80
08/31/2026	Coupon	91282CFJ5	2,000,000.00	UNITED STATES TREASURY 3.125 08/31/2029		31,250.00	31,250.00
08/31/2026	Coupon	91282CGQ8	2,700,000.00	UNITED STATES TREASURY 4.0 02/28/2030		54,000.00	54,000.00
08/31/2026	Coupon	91282CKD2	2,200,000.00	UNITED STATES TREASURY 4.25 02/28/2029		46,750.00	46,750.00
08/31/2026	Coupon	91282CNX5	2,400,000.00	UNITED STATES TREASURY 3.625 08/31/2030		43,500.00	43,500.00
August 2026 Total					175,696.90	349,263.85	524,960.75
SEPTEMBER 2026							
09/08/2026	Coupon	24422EXD6	505,000.00	JOHN DEERE CAPITAL CORP 5.15 09/08/2026		13,003.75	13,003.75
09/08/2026	Final Maturity	24422EXD6	505,000.00	JOHN DEERE CAPITAL CORP 5.15 09/08/2026	505,000.00		505,000.00
09/14/2026	Coupon	06368LAQ9	1,000,000.00	BANK OF MONTREAL 4.7 09/14/2027		23,500.00	23,500.00
09/15/2026	Coupon	02582JKD1	1,055,000.00	AMXCA 2023-3 A 5.23 09/15/2026		4,598.04	4,598.04
09/15/2026	Final Maturity	02582JKD1	1,055,000.00	AMXCA 2023-3 A 5.23 09/15/2026	1,055,000.00		1,055,000.00
09/15/2026	Coupon	05522RDJ4	505,000.00	BACCT 2024-1 A 4.93 05/15/2029		2,074.71	2,074.71
09/15/2026	Coupon	161571HT4	1,060,000.00	CHAIT 2023-1 A 5.16 09/15/2028		4,558.00	4,558.00
09/15/2026	Effective Maturity	161571HT4	1,060,000.00	CHAIT 2023-1 A 5.16 09/15/2028	1,060,000.00		1,060,000.00
09/15/2026	Coupon	3133EPDJ1	2,000,000.00	FEDERAL FARM CREDIT BANKS FUNDING CORP 4.375 09/15/2027		43,750.00	43,750.00
09/15/2026	Coupon	44934QAD3	285,000.00	HART 2024-B A3 4.84 03/15/2029		889.00	889.00
09/15/2026	Principal Paydown	44934QAD3	285,000.00	HART 2024-B A3 4.84 03/15/2029	14,627.73		14,627.73
09/15/2026	Coupon	44935CAD3	635,000.00	HART 2025-A A3 4.32 10/15/2029		2,286.00	2,286.00
09/15/2026	Coupon	44935DAD1	330,000.00	HALST 2025-B A3 4.53 04/17/2028		1,245.75	1,245.75
09/15/2026	Coupon	47786WAD2	510,000.00	JDOT 2024-B A3 5.2 03/15/2029		1,653.36	1,653.36
09/15/2026	Principal Paydown	47786WAD2	510,000.00	JDOT 2024-B A3 5.2 03/15/2029	25,949.85		25,949.85
09/15/2026	Coupon	47800CAC0	134,870.59	JDOT 2023 A3 5.01 11/15/2027		169.22	169.22
09/15/2026	Principal Paydown	47800CAC0	134,870.59	JDOT 2023 A3 5.01 11/15/2027	12,206.40		12,206.40
09/15/2026	Coupon	47800DAD6	500,000.00	JDOT 2025 A3 4.23 09/17/2029		1,762.50	1,762.50
09/15/2026	Coupon	58768YAD7	530,000.00	MBALT 2025-A A3 4.61 04/16/2029		2,036.08	2,036.08
09/15/2026	Coupon	92970QAE5	560,000.00	WFCIT 2024-2 A 4.29 10/15/2029		2,002.00	2,002.00
09/21/2026	Coupon	36271VAD9	430,000.00	GMALT 2025-1 A3 4.66 02/21/2028		1,436.79	1,436.79

CASH FLOW REPORT



City of Orange | Account #10888 | As of January 31, 2026

Payment Date	Transaction Type	CUSIP	Quantity	Security Description	Principal Amount	Income	Total Amount
09/21/2026	Principal Paydown	36271VAD9	430,000.00	GMALT 2025-1 A3 4.66 02/21/2028	62,024.38		62,024.38
09/21/2026	Coupon	362962AD4	985,000.00	GMALT 2025-2 A3 4.58 05/22/2028		3,759.42	3,759.42
09/21/2026	Principal Paydown	362962AD4	985,000.00	GMALT 2025-2 A3 4.58 05/22/2028	9,632.19		9,632.19
09/21/2026	Coupon	438123AC5	215,853.53	HAROT 2023-4 A3 5.67 06/21/2028		574.52	574.52
09/21/2026	Principal Paydown	438123AC5	215,853.53	HAROT 2023-4 A3 5.67 06/21/2028	11,567.46		11,567.46
09/21/2026	Coupon	43813YAC6	630,000.00	HAROT 2024-3 A3 4.57 03/21/2029		1,775.76	1,775.76
09/21/2026	Principal Paydown	43813YAC6	630,000.00	HAROT 2024-3 A3 4.57 03/21/2029	34,268.55		34,268.55
09/21/2026	Coupon	43814VAC1	795,000.00	HAROT 2025-1 A3 4.57 09/21/2029		3,027.63	3,027.63
09/21/2026	Principal Paydown	43814VAC1	795,000.00	HAROT 2025-1 A3 4.57 09/21/2029	15,697.64		15,697.64
09/21/2026	Coupon	459058LR2	635,000.00	INTERNATIONAL BANK FOR RECONSTRUCTION AND DEVELOPM 4.125 03/20/2030		13,096.88	13,096.88
09/25/2026	Coupon	05592XAD2	71,065.24	BMWOT 2023-A A3 5.47 02/25/2028		116.11	116.11
09/25/2026	Principal Paydown	05592XAD2	71,065.24	BMWOT 2023-A A3 5.47 02/25/2028	5,975.97		5,975.97
09/25/2026	Coupon	096919AD7	411,580.90	BMWOT 2024-A A3 5.18 02/26/2029		1,121.67	1,121.67
09/25/2026	Principal Paydown	096919AD7	411,580.90	BMWOT 2024-A A3 5.18 02/26/2029	19,773.37		19,773.37
09/25/2026	Coupon	096924AD7	680,000.00	BMWOT 2025-A A3 4.56 09/25/2029		2,582.79	2,582.79
09/25/2026	Principal Paydown	096924AD7	680,000.00	BMWOT 2025-A A3 4.56 09/25/2029	38,584.24		38,584.24
09/25/2026	Coupon	3137FPIG1	1,140,000.00	FHMS K-099 A2 2.595 09/25/2029		2,465.25	2,465.25
09/25/2026	Coupon	3137FRUT6	1,500,000.00	FHMS K-106 A2 2.069 01/25/2030		2,586.25	2,586.25
09/28/2026	Coupon	40139LBJ1	1,300,000.00	GUARDIAN LIFE GLOBAL FUNDING 4.179 09/26/2029		27,163.50	27,163.50
09/30/2026	Coupon	91282CCZ2	3,000,000.00	UNITED STATES TREASURY 0.875 09/30/2026		13,125.00	13,125.00
09/30/2026	Final Maturity	91282CCZ2	3,000,000.00	UNITED STATES TREASURY 0.875 09/30/2026	3,000,000.00		3,000,000.00
09/30/2026	Coupon	91282CFL0	2,200,000.00	UNITED STATES TREASURY 3.875 09/30/2029		42,625.00	42,625.00
09/30/2026	Coupon	91282CGS4	2,500,000.00	UNITED STATES TREASURY 3.625 03/31/2030		45,312.50	45,312.50
09/30/2026	Coupon	91282CKG5	2,200,000.00	UNITED STATES TREASURY 4.125 03/31/2029		45,375.00	45,375.00
September 2026 Total					5,870,307.78	309,672.46	6,179,980.24
OCTOBER 2026							
10/13/2026	Coupon	713448FW3	380,000.00	PEPSICO INC 5.125 11/10/2026		8,114.58	8,114.58
10/13/2026	Effective Maturity	713448FW3	380,000.00	PEPSICO INC 5.125 11/10/2026	380,000.00		380,000.00
10/15/2026	Coupon	05522RDJ4	505,000.00	BACCT 2024-1 A 4.93 05/15/2029		2,074.71	2,074.71

CASH FLOW REPORT



City of Orange | Account #10888 | As of January 31, 2026

Payment Date	Transaction Type	CUSIP	Quantity	Security Description	Principal Amount	Income	Total Amount
10/15/2026	Coupon	44934QAD3	285,000.00	HART 2024-B A3 4.84 03/15/2029		830.00	830.00
10/15/2026	Principal Paydown	44934QAD3	285,000.00	HART 2024-B A3 4.84 03/15/2029	14,077.87		14,077.87
10/15/2026	Coupon	44935CAD3	635,000.00	HART 2025-A A3 4.32 10/15/2029		2,286.00	2,286.00
10/15/2026	Coupon	44935DAD1	330,000.00	HALST 2025-B A3 4.53 04/17/2028		1,245.75	1,245.75
10/15/2026	Coupon	47786WAD2	510,000.00	JDOT 2024-B A3 5.2 03/15/2029		1,540.91	1,540.91
10/15/2026	Principal Paydown	47786WAD2	510,000.00	JDOT 2024-B A3 5.2 03/15/2029	24,618.99		24,618.99
10/15/2026	Coupon	47800CAC0	134,870.59	JDOT 2023 A3 5.01 11/15/2027		118.25	118.25
10/15/2026	Principal Paydown	47800CAC0	134,870.59	JDOT 2023 A3 5.01 11/15/2027	14,878.76		14,878.76
10/15/2026	Coupon	47800DAD6	500,000.00	JDOT 2025 A3 4.23 09/17/2029		1,762.50	1,762.50
10/15/2026	Coupon	58768YAD7	530,000.00	MBALT 2025-A A3 4.61 04/16/2029		2,036.08	2,036.08
10/15/2026	Coupon	92970QAE5	560,000.00	WFCIT 2024-2 A 4.29 10/15/2029		2,002.00	2,002.00
10/20/2026	Coupon	36271VAD9	430,000.00	GMALT 2025-1 A3 4.66 02/21/2028		1,195.93	1,195.93
10/20/2026	Principal Paydown	36271VAD9	430,000.00	GMALT 2025-1 A3 4.66 02/21/2028	62,483.81		62,483.81
10/20/2026	Coupon	362962AD4	985,000.00	GMALT 2025-2 A3 4.58 05/22/2028		3,722.65	3,722.65
10/20/2026	Principal Paydown	362962AD4	985,000.00	GMALT 2025-2 A3 4.58 05/22/2028	104,273.98		104,273.98
10/21/2026	Coupon	438123AC5	215,853.53	HAROT 2023-4 A3 5.67 06/21/2028		519.86	519.86
10/21/2026	Principal Paydown	438123AC5	215,853.53	HAROT 2023-4 A3 5.67 06/21/2028	11,168.99		11,168.99
10/21/2026	Coupon	43813YAC6	630,000.00	HAROT 2024-3 A3 4.57 03/21/2029		1,645.25	1,645.25
10/21/2026	Principal Paydown	43813YAC6	630,000.00	HAROT 2024-3 A3 4.57 03/21/2029	32,970.33		32,970.33
10/21/2026	Coupon	43814VAC1	795,000.00	HAROT 2025-1 A3 4.57 09/21/2029		2,967.84	2,967.84
10/21/2026	Principal Paydown	43814VAC1	795,000.00	HAROT 2025-1 A3 4.57 09/21/2029	45,456.41		45,456.41
10/26/2026	Coupon	05592XAD2	71,065.24	BMWOT 2023-A A3 5.47 02/25/2028		88.87	88.87
10/26/2026	Principal Paydown	05592XAD2	71,065.24	BMWOT 2023-A A3 5.47 02/25/2028	4,944.13		4,944.13
10/26/2026	Coupon	096919AD7	411,580.90	BMWOT 2024-A A3 5.18 02/26/2029		1,036.31	1,036.31
10/26/2026	Principal Paydown	096919AD7	411,580.90	BMWOT 2024-A A3 5.18 02/26/2029	18,097.96		18,097.96
10/26/2026	Coupon	096924AD7	680,000.00	BMWOT 2025-A A3 4.56 09/25/2029		2,436.17	2,436.17
10/26/2026	Principal Paydown	096924AD7	680,000.00	BMWOT 2025-A A3 4.56 09/25/2029	37,103.62		37,103.62
10/26/2026	Coupon	3137FPJG1	1,140,000.00	FHMS K-099 A2 2.595 09/25/2029		2,465.25	2,465.25
10/26/2026	Coupon	3137FRUT6	1,500,000.00	FHMS K-106 A2 2.069 01/25/2030		2,586.25	2,586.25
10/30/2026	Coupon	3133ERDH1	2,100,000.00	FEDERAL FARM CREDIT BANKS FUNDING CORP 4.75 04/30/2029		49,875.00	49,875.00
October 2026 Total					750,074.87	90,550.19	840,625.05

CASH FLOW REPORT



City of Orange | Account #10888 | As of January 31, 2026

Payment Date	Transaction Type	CUSIP	Quantity	Security Description	Principal Amount	Income	Total Amount
NOVEMBER 2026							
11/02/2026	Coupon	91282CFT3	2,500,000.00	UNITED STATES TREASURY 4.0 10/31/2029		50,000.00	50,000.00
11/02/2026	Coupon	91282CKP5	2,000,000.00	UNITED STATES TREASURY 4.625 04/30/2029		46,250.00	46,250.00
11/02/2026	Coupon	91282CMZ1	2,700,000.00	UNITED STATES TREASURY 3.875 04/30/2030		52,312.50	52,312.50
11/16/2026	Coupon	05522RDJ4	505,000.00	BACCT 2024-1 A 4.93 05/15/2029		2,074.71	2,074.71
11/16/2026	Coupon	44934QAD3	285,000.00	HART 2024-B A3 4.84 03/15/2029		773.22	773.22
11/16/2026	Principal Paydown	44934QAD3	285,000.00	HART 2024-B A3 4.84 03/15/2029	13,806.85		13,806.85
11/16/2026	Coupon	44935CAD3	635,000.00	HART 2025-A A3 4.32 10/15/2029		2,286.00	2,286.00
11/16/2026	Principal Paydown	44935CAD3	635,000.00	HART 2025-A A3 4.32 10/15/2029	5,212.01		5,212.01
11/16/2026	Coupon	44935DAD1	330,000.00	HALST 2025-B A3 4.53 04/17/2028		1,245.75	1,245.75
11/16/2026	Principal Paydown	44935DAD1	330,000.00	HALST 2025-B A3 4.53 04/17/2028	26,230.75		26,230.75
11/16/2026	Coupon	47786WAD2	510,000.00	JDOT 2024-B A3 5.2 03/15/2029		1,434.23	1,434.23
11/16/2026	Principal Paydown	47786WAD2	510,000.00	JDOT 2024-B A3 5.2 03/15/2029	29,180.31		29,180.31
11/16/2026	Coupon	47800CAC0	134,870.59	JDOT 2023 A3 5.01 11/15/2027		56.14	56.14
11/16/2026	Effective Maturity	47800CAC0	134,870.59	JDOT 2023 A3 5.01 11/15/2027	13,445.69		13,445.69
11/16/2026	Coupon	47800DAD6	500,000.00	JDOT 2025 A3 4.23 09/17/2029		1,762.50	1,762.50
11/16/2026	Coupon	58768YAD7	530,000.00	MBALT 2025-A A3 4.61 04/16/2029		2,036.08	2,036.08
11/16/2026	Coupon	92970QAE5	560,000.00	WFCIT 2024-2 A 4.29 10/15/2029		2,002.00	2,002.00
11/17/2026	Coupon	58933YBH7	1,250,000.00	MERCK & CO INC 4.05 05/17/2028		25,312.50	25,312.50
11/20/2026	Coupon	36271VAD9	430,000.00	GMALT 2025-1 A3 4.66 02/21/2028		953.28	953.28
11/20/2026	Principal Paydown	36271VAD9	430,000.00	GMALT 2025-1 A3 4.66 02/21/2028	56,513.56		56,513.56
11/20/2026	Coupon	362962AD4	985,000.00	GMALT 2025-2 A3 4.58 05/22/2028		3,324.67	3,324.67
11/20/2026	Principal Paydown	362962AD4	985,000.00	GMALT 2025-2 A3 4.58 05/22/2028	120,041.69		120,041.69
11/23/2026	Coupon	438123AC5	215,853.53	HAROT 2023-4 A3 5.67 06/21/2028		467.09	467.09
11/23/2026	Principal Paydown	438123AC5	215,853.53	HAROT 2023-4 A3 5.67 06/21/2028	10,921.25		10,921.25
11/23/2026	Coupon	43813YAC6	630,000.00	HAROT 2024-3 A3 4.57 03/21/2029		1,519.69	1,519.69
11/23/2026	Principal Paydown	43813YAC6	630,000.00	HAROT 2024-3 A3 4.57 03/21/2029	32,171.22		32,171.22
11/23/2026	Coupon	43814VAC1	795,000.00	HAROT 2025-1 A3 4.57 09/21/2029		2,794.73	2,794.73
11/23/2026	Principal Paydown	43814VAC1	795,000.00	HAROT 2025-1 A3 4.57 09/21/2029	44,380.59		44,380.59
11/25/2026	Coupon	05592XAD2	71,065.24	BMWOT 2023-A A3 5.47 02/25/2028		66.34	66.34
11/25/2026	Principal Paydown	05592XAD2	71,065.24	BMWOT 2023-A A3 5.47 02/25/2028	4,721.23		4,721.23
11/25/2026	Coupon	096919AD7	411,580.90	BMWOT 2024-A A3 5.18 02/26/2029		958.19	958.19

CASH FLOW REPORT



City of Orange | Account #10888 | As of January 31, 2026

Payment Date	Transaction Type	CUSIP	Quantity	Security Description	Principal Amount	Income	Total Amount
11/25/2026	Principal Paydown	096919AD7	411,580.90	BMWOT 2024-A A3 5.18 02/26/2029	17,749.39		17,749.39
11/25/2026	Coupon	096924AD7	680,000.00	BMWOT 2025-A A3 4.56 09/25/2029		2,295.18	2,295.18
11/25/2026	Principal Paydown	096924AD7	680,000.00	BMWOT 2025-A A3 4.56 09/25/2029	36,375.47		36,375.47
11/25/2026	Coupon	3137FPJG1	1,140,000.00	FHMS K-099 A2 2.595 09/25/2029		2,465.25	2,465.25
11/25/2026	Coupon	3137FRUT6	1,500,000.00	FHMS K-106 A2 2.069 01/25/2030		2,586.25	2,586.25
11/30/2026	Coupon	91282CHF1	2,600,000.00	UNITED STATES TREASURY 3.75 05/31/2030		48,750.00	48,750.00
11/30/2026	Coupon	91282CKT7	2,200,000.00	UNITED STATES TREASURY 4.5 05/31/2029		49,500.00	49,500.00
11/30/2026	Coupon	91282CMA6	2,400,000.00	UNITED STATES TREASURY 4.125 11/30/2029		49,500.00	49,500.00
November 2026 Total					410,750.00	352,726.29	763,476.30
DECEMBER 2026							
12/07/2026	Coupon	64952WFK4	830,000.00	NEW YORK LIFE GLOBAL FUNDING 4.6 12/05/2029		19,090.00	19,090.00
12/08/2026	Coupon	3130AXQK7	2,000,000.00	FEDERAL HOME LOAN BANKS 4.75 12/08/2028		47,500.00	47,500.00
12/09/2026	Coupon	3130AEB25	2,000,000.00	FEDERAL HOME LOAN BANKS 3.25 06/09/2028		32,500.00	32,500.00
12/15/2026	Coupon	05522RDJ4	505,000.00	BACCT 2024-1 A 4.93 05/15/2029		2,074.71	2,074.71
12/15/2026	Coupon	44934QAD3	285,000.00	HART 2024-B A3 4.84 03/15/2029		717.53	717.53
12/15/2026	Principal Paydown	44934QAD3	285,000.00	HART 2024-B A3 4.84 03/15/2029	13,112.79		13,112.79
12/15/2026	Coupon	44935CAD3	635,000.00	HART 2025-A A3 4.32 10/15/2029		2,267.24	2,267.24
12/15/2026	Principal Paydown	44935CAD3	635,000.00	HART 2025-A A3 4.32 10/15/2029	36,379.35		36,379.35
12/15/2026	Coupon	44935DAD1	330,000.00	HALST 2025-B A3 4.53 04/17/2028		1,146.73	1,146.73
12/15/2026	Principal Paydown	44935DAD1	330,000.00	HALST 2025-B A3 4.53 04/17/2028	43,409.20		43,409.20
12/15/2026	Coupon	47786WAD2	510,000.00	JDOT 2024-B A3 5.2 03/15/2029		1,307.78	1,307.78
12/15/2026	Principal Paydown	47786WAD2	510,000.00	JDOT 2024-B A3 5.2 03/15/2029	19,295.29		19,295.29
12/15/2026	Coupon	47800DAD6	500,000.00	JDOT 2025 A3 4.23 09/17/2029		1,762.50	1,762.50
12/15/2026	Coupon	58768YAD7	530,000.00	MBALT 2025-A A3 4.61 04/16/2029		2,036.08	2,036.08
12/15/2026	Coupon	92970QAE5	560,000.00	WFCIT 2024-2 A 4.29 10/15/2029		2,002.00	2,002.00
12/21/2026	Coupon	36271VAD9	430,000.00	GMALT 2025-1 A3 4.66 02/21/2028		733.82	733.82
12/21/2026	Principal Paydown	36271VAD9	430,000.00	GMALT 2025-1 A3 4.66 02/21/2028	47,056.18		47,056.18
12/21/2026	Coupon	362962AD4	985,000.00	GMALT 2025-2 A3 4.58 05/22/2028		2,866.52	2,866.52
12/21/2026	Principal Paydown	362962AD4	985,000.00	GMALT 2025-2 A3 4.58 05/22/2028	133,422.78		133,422.78
12/21/2026	Coupon	438123AC5	215,853.53	HAROT 2023-4 A3 5.67 06/21/2028		415.49	415.49

CASH FLOW REPORT



City of Orange | Account #10888 | As of January 31, 2026

Payment Date	Transaction Type	CUSIP	Quantity	Security Description	Principal Amount	Income	Total Amount
12/21/2026	Principal Paydown	438123AC5	215,853.53	HAROT 2023-4 A3 5.67 06/21/2028	10,466.47		10,466.47
12/21/2026	Coupon	43813YAC6	630,000.00	HAROT 2024-3 A3 4.57 03/21/2029		1,397.17	1,397.17
12/21/2026	Principal Paydown	43813YAC6	630,000.00	HAROT 2024-3 A3 4.57 03/21/2029	30,680.06		30,680.06
12/21/2026	Coupon	43814VAC1	795,000.00	HAROT 2025-1 A3 4.57 09/21/2029		2,625.71	2,625.71
12/21/2026	Principal Paydown	43814VAC1	795,000.00	HAROT 2025-1 A3 4.57 09/21/2029	42,069.04		42,069.04
12/25/2026	Coupon	05592XAD2	71,065.24	BMWOT 2023-A A3 5.47 02/25/2028		44.82	44.82
12/25/2026	Principal Paydown	05592XAD2	71,065.24	BMWOT 2023-A A3 5.47 02/25/2028	4,546.16		4,546.16
12/25/2026	Coupon	096919AD7	411,580.90	BMWOT 2024-A A3 5.18 02/26/2029		881.57	881.57
12/25/2026	Principal Paydown	096919AD7	411,580.90	BMWOT 2024-A A3 5.18 02/26/2029	16,939.15		16,939.15
12/25/2026	Coupon	096924AD7	680,000.00	BMWOT 2025-A A3 4.56 09/25/2029		2,156.95	2,156.95
12/25/2026	Principal Paydown	096924AD7	680,000.00	BMWOT 2025-A A3 4.56 09/25/2029	33,139.50		33,139.50
12/25/2026	Coupon	3137FPJG1	1,140,000.00	FHMS K-099 A2 2.595 09/25/2029		2,465.25	2,465.25
12/25/2026	Coupon	3137FRUT6	1,500,000.00	FHMS K-106 A2 2.069 01/25/2030		2,586.25	2,586.25
12/28/2026	Coupon	437076DC3	1,250,000.00	HOME DEPOT INC 4.75 06/25/2029		29,687.50	29,687.50
December 2026 Total					430,515.96	158,265.61	588,781.58
Grand Total			324,159,874.77		19,338,370.22	3,087,955.14	22,426,325.37

IMPORTANT DISCLOSURES



City of Orange | Account #10888 | As of January 31, 2026

Chandler Asset Management, Inc. (“Chandler”) is an SEC registered investment adviser. For additional information about our firm, please see our current disclosures (Form ADV). To obtain a copy of our current disclosures, you may contact your client service representative by calling the number on the front of this statement or you may visit our website at www.chandlerasset.com.

Information contained in this monthly statement is confidential and is provided for informational purposes only and should not be construed as specific investment or legal advice. The information contained herein was obtained from sources believed to be reliable as of the date of this statement, but may become outdated or superseded at any time without notice.

Custody: Your qualified custodian bank maintains control of all assets reflected in this statement and we urge you to compare this statement to the one you receive from your qualified custodian. Chandler does not have any authority to withdraw or deposit funds from/to the custodian account.

Valuation: Prices are provided by IDC, an independent pricing source. In the event IDC does not provide a price or if the price provided is not reflective of fair market value, Chandler will obtain pricing from an alternative approved third party pricing source in accordance with our written valuation policy and procedures. Our valuation procedures are also disclosed in Item 5 of our Form ADV Part 2A.

Performance: Performance results are presented gross-of-advisory fees and represent the client’s Total Return. The deduction of advisory fees lowers performance results. These results include the reinvestment of dividends and other earnings. Past performance may not be indicative of future results. Therefore, clients should not assume that future performance of any specific investment or investment strategy will be profitable or equal to past performance levels. All investment strategies have the potential for profit or loss. Economic factors, market conditions or changes in investment strategies, contributions or withdrawals may materially alter the performance and results of your portfolio.

Source ICE Data Indices, LLC (“ICE”), used with permission. ICE PERMITS USE OF THE ICE INDICES AND RELATED DATA ON AN “AS IS” BASIS; ICE, ITS AFFILIATES AND THEIR RESPECTIVE THIRD PARTY SUPPLIERS DISCLAIM ANY AND ALL WARRANTIES AND REPRESENTATIONS, EXPRESS AND/OR IMPLIED, INCLUDING ANY WARRANTIES OF MERCHANTABILITY OR FITNESS FOR A PARTICULAR PURPOSE OR USE, INCLUDING THE INDICES, INDEX DATA AND ANY DATA INCLUDED IN, RELATED TO, OR DERIVED THEREFROM. NEITHER ICE DATA, ITS AFFILIATES OR THEIR RESPECTIVE THIRD PARTY PROVIDERS GUARANTEE THE QUALITY, ADEQUACY, ACCURACY, TIMELINESS OR COMPLETENESS OF THE INDICES OR THE INDEX DATA OR ANY COMPONENT THEREOF, AND THE INDICES AND INDEX DATA AND ALL COMPONENTS THEREOF ARE PROVIDED ON AN “AS IS” BASIS AND LICENSEE’S USE IS AT LICENSEE’S OWN RISK. ICE DATA, ITS AFFILIATES AND THEIR RESPECTIVE THIRD PARTY DO NOT SPONSOR, ENDORSE, OR RECOMMEND CHANDLER, OR ANY OF ITS PRODUCTS OR SERVICES.

Index returns assume reinvestment of all distributions. Historical performance results for investment indexes generally do not reflect the deduction of transaction and/or custodial charges or the deduction of an investment management fee, the incurrence of which would have the effect of decreasing historical performance results. It is not possible to invest directly in an index.

Ratings: Ratings information have been provided by Moody’s, S&P and Fitch through data feeds we believe to be reliable as of the date of this statement, however we cannot guarantee its accuracy.

Security level ratings for U.S. Agency issued mortgage-backed securities (“MBS”) reflect the issuer rating because the securities themselves are not rated. The issuing U.S. Agency guarantees the full and timely payment of both principal and interest.

BENCHMARK INDEX & DISCLOSURES



City of Orange | Account #10888 | As of January 31, 2026

Benchmark	Disclosure
ICE BofA 1-5 Yr US Treasury & Agency Index	The ICE BofA 1-5 Year US Treasury & Agency Index tracks the performance of US dollar denominated US Treasury and nonsubordinated US agency debt issued in the US domestic market. Qualifying securities must have an investment grade rating (based on an average of Moody's, S&P and Fitch). Qualifying securities must have at least one year remaining term to final maturity and less than five years remaining term to final maturity, at least 18 months to maturity at time of issuance, a fixed coupon schedule, and a minimum amount outstanding of \$1 billion for sovereigns and \$250 million for agencies.

MONTHLY ACCOUNT STATEMENT

City of Orange | Account #10888 | As of February 28, 2026

CHANDLER ASSET MANAGEMENT | chandlerasset.com

Chandler Team:

For questions about your account, please call (800) 317-4747,
or contact clientservice@chandlerasset.com

Custodian:

US Bank

PORTFOLIO SUMMARY

City of Orange | Account #10888 | As of February 28, 2026

Portfolio Characteristics

Average Modified Duration	2.56
Average Coupon	3.76%
Average Purchase YTM	3.99%
Average Market YTM	3.63%
Average Credit Quality*	AA+
Average Final Maturity	3.02
Average Life	2.80

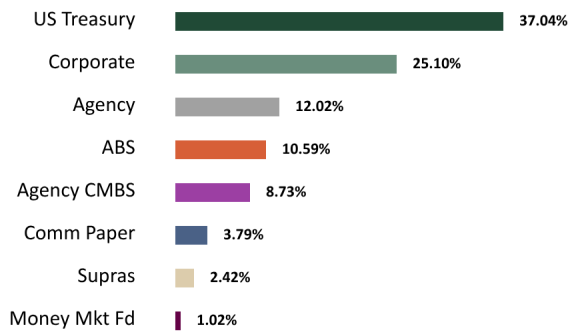
Account Summary

	End Values as of 01/31/2026	End Values as of 02/28/2026
Market Value	94,030,357.20	109,888,534.08
Accrued Interest	724,918.51	702,297.06
Total Market Value	94,755,275.72	110,590,831.14
Income Earned	187,692.28	228,745.58
Cont/WD	0.00	15,000,000.00
Par	93,468,681.86	108,946,486.25
Book Value	93,155,272.24	108,523,747.93
Cost Value	92,965,276.39	108,393,639.90

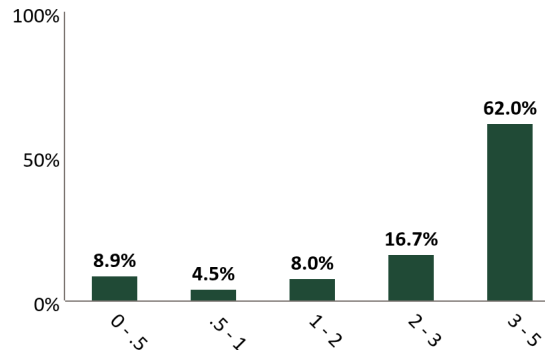
Top Issuers

United States	37.04%
Federal Home Loan Mortgage Corp	8.73%
Federal Home Loan Banks	8.19%
Farm Credit System	3.83%
International Bank for Recon and Dev	2.42%
Morgan Stanley	2.03%
Mitsubishi UFJ Financial Group, Inc.	1.97%
QUALCOMM Incorporated	1.82%

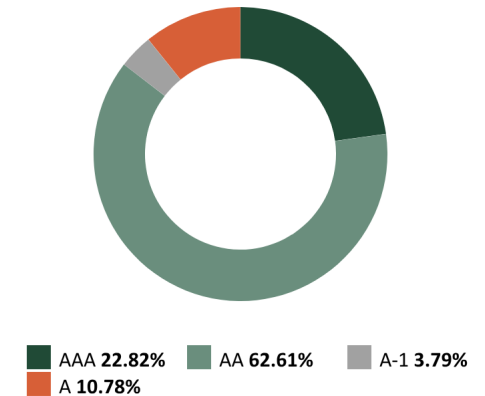
Sector Allocation



Maturity Distribution



Credit Quality*



Performance Review

Total Rate of Return**	1M	3M	YTD	1YR	2YRS	3YRS	5YRS	10YRS	Since Inception (01/01/22)
City of Orange	0.79%	1.24%	1.03%	5.43%	5.51%	5.31%	--	--	2.30%
Benchmark Return	0.79%	1.15%	0.95%	5.20%	5.26%	4.87%	--	--	2.12%

*The average credit quality is a weighted average calculation of the highest of S&P, Moody's and Fitch.

**Periods over 1 year are annualized.

Benchmark: ICE BofA 1-5 Year Unsubordinated US Treasury & Agency Index

RECONCILIATION SUMMARY



City of Orange | Account #10888 | As of February 28, 2026

Maturities / Calls

Month to Date	(5,665,000.00)
Fiscal Year to Date	(19,985,000.00)

Principal Paydowns

Month to Date	(82,250.09)
Fiscal Year to Date	(529,279.14)

Purchases

Month to Date	41,167,513.57
Fiscal Year to Date	62,855,966.61

Sales

Month to Date	(19,193,270.38)
Fiscal Year to Date	(38,605,076.65)

Interest Received

Month to Date	296,775.69
Fiscal Year to Date	2,364,996.86

Purchased / Sold Interest

Month to Date	(61,626.15)
Fiscal Year to Date	(50,416.90)

Accrual Activity Summary

	Month to Date	Fiscal Year to Date (07/01/2025)
Beginning Book Value	93,155,272.24	105,399,801.80
Maturities/Calls	(5,665,000.00)	(19,985,000.00)
Principal Paydowns	(82,250.09)	(529,279.14)
Purchases	41,167,513.57	62,855,966.61
Sales	(19,193,270.38)	(38,605,076.65)
Change in Cash, Payables, Receivables	(892,674.76)	(772,590.07)
Amortization/Accretion	16,217.50	130,225.25
Realized Gain (Loss)	17,939.85	29,700.14
Ending Book Value	108,523,747.93	108,523,747.93

Fair Market Activity Summary

	Month to Date	Fiscal Year to Date (07/01/2025)
Beginning Market Value	94,030,357.20	105,780,134.31
Maturities/Calls	(5,665,000.00)	(19,985,000.00)
Principal Paydowns	(82,250.09)	(529,279.14)
Purchases	41,167,513.57	62,855,966.61
Sales	(19,193,270.38)	(38,605,076.65)
Change in Cash, Payables, Receivables	(892,674.76)	(772,590.07)
Amortization/Accretion	16,217.50	130,225.25
Change in Net Unrealized Gain (Loss)	489,701.19	984,453.63
Realized Gain (Loss)	17,939.85	29,700.14
Ending Market Value	109,888,534.08	109,888,534.08

HOLDINGS REPORT



City of Orange | Account #10888 | As of February 28, 2026

Cusip	Security Description	Par Value/ Units	Purchase Date Purchase Yield	Cost Value Book Value	Mkt Price Mkt YTM	Market Value Accrued Int.	% of Port. Gain/Loss	Moody's/ S&P/ Fitch	Maturity Duration
ABS									
43815JAC7	HAROT 2023-1 A3 5.04 04/21/2027	29,258.35	02/16/2023 5.09%	29,252.92 29,256.86	100.19 3.83%	29,314.70 40.96	0.03% 57.84	Aaa/NA AAA	1.14 0.15
47800CAC0	JDOT 2023 A3 5.01 11/15/2027	115,884.46	02/22/2023 3.39%	115,863.34 115,876.79	100.39 3.63%	116,341.04 258.04	0.11% 464.25	Aaa/NA AAA	1.71 0.27
36271VAD9	GMALT 2025-1 A3 4.66 02/21/2028	430,000.00	02/05/2025 4.66%	429,949.26 429,966.82	100.73 3.80%	433,123.52 612.27	0.39% 3,156.70	NA/AAA AAA	1.98 0.80
05592XAD2	BMWOT 2023-A A3 5.47 02/25/2028	62,556.77	07/11/2023 5.47%	62,545.68 62,551.98	100.59 3.88%	62,926.67 57.03	0.06% 374.68	NA/AAA AAA	1.99 0.36
44935DAD1	HALST 2025-B A3 4.53 04/17/2028	330,000.00	04/24/2025 4.53%	329,970.20 329,978.59	100.87 3.79%	332,883.21 664.40	0.30% 2,904.62	NA/AAA AAA	2.13 1.11
02582JJZ4	AMXCA 2023-1 A 4.87 05/15/2026	350,000.00	06/07/2023 4.92%	349,968.96 349,997.82	100.21 3.86%	350,733.95 757.56	0.32% 736.13	NA/AAA AAA	0.21 0.20
362962AD4	GMALT 2025-2 A3 4.58 05/22/2028	985,000.00	-- 4.80%	985,558.36 985,352.52	100.84 3.78%	993,300.60 1,378.45	0.90% 7,948.08	NA/AAA AAA	2.23 1.00
438123AC5	HAROT 2023-4 A3 5.67 06/21/2028	198,821.61	11/01/2023 5.74%	198,786.59 198,804.11	101.06 3.84%	200,935.68 313.14	0.18% 2,131.56	Aaa/NA AAA	2.31 0.53
161571HT4	CHAIT 2023-1 A 5.16 09/15/2028	1,060,000.00	09/07/2023 5.23%	1,059,706.17 1,059,850.59	100.73 3.80%	1,067,781.46 2,430.93	0.97% 7,930.87	NA/AAA AAA	2.55 0.52
02582JKD1	AMXCA 2023-3 A 5.23 09/15/2026	1,055,000.00	09/12/2023 5.29%	1,054,952.84 1,054,991.45	100.79 3.77%	1,063,306.02 2,452.29	0.97% 8,314.57	NA/AAA AAA	0.54 0.52
096919AD7	BMWOT 2024-A A3 5.18 02/26/2029	383,388.18	06/04/2024 5.18%	383,329.95 383,351.20	100.89 3.92%	386,794.97 330.99	0.35% 3,443.77	Aaa/AAA NA	3.00 0.68
47786WAD2	JDOT 2024-B A3 5.2 03/15/2029	510,000.00	06/11/2024 5.81%	509,900.30 509,936.07	101.28 3.63%	516,527.49 1,178.67	0.47% 6,591.42	Aaa/NA AAA	3.04 0.78
44934QAD3	HART 2024-B A3 4.84 03/15/2029	285,000.00	07/16/2024 5.45%	284,956.99 284,971.83	100.87 3.81%	287,471.52 613.07	0.26% 2,499.69	NA/AAA AAA	3.04 0.80
43813YAC6	HAROT 2024-3 A3 4.57 03/21/2029	630,000.00	08/09/2024 4.66%	629,901.03 629,933.98	100.63 3.80%	633,987.27 799.75	0.58% 4,053.29	Aaa/NA AAA	3.06 0.76
58768YAD7	MBALT 2025-A A3 4.61 04/16/2029	530,000.00	05/14/2025 4.66%	529,935.39 529,948.26	101.38 3.84%	537,308.70 1,085.91	0.49% 7,360.44	NA/AAA AAA	3.13 1.67
05522RDJ4	BACCT 2024-1 A 4.93 05/15/2029	505,000.00	06/06/2024 4.93%	504,971.67 504,981.61	101.48 3.70%	512,465.42 1,106.51	0.47% 7,483.81	Aaa/AAA NA	3.21 1.15
47800DAD6	JDOT 2025 A3 4.23 09/17/2029	500,000.00	03/04/2025 5.09%	499,968.55 499,975.31	100.80 3.66%	504,024.50 940.00	0.46% 4,049.19	Aaa/NA AAA	3.55 1.32

HOLDINGS REPORT



City of Orange | Account #10888 | As of February 28, 2026

Cusip	Security Description	Par Value/ Units	Purchase Date Purchase Yield	Cost Value Book Value	Mkt Price Mkt YTM	Market Value Accrued Int.	% of Port. Gain/Loss	Moody's/ S&P/ Fitch	Maturity Duration
43814VAC1	HAROT 2025-1 A3 4.57 09/21/2029	795,000.00	02/04/2025 4.57%	794,975.51 794,981.08	101.11 3.73%	803,800.65 1,009.21	0.73% 8,819.57	NA/AAA AAA	3.56 1.25
096924AD7	BMWOT 2025-A A3 4.56 09/25/2029	680,000.00	02/04/2025 4.56%	679,933.02 679,948.20	100.95 3.72%	686,464.08 516.80	0.62% 6,515.88	Aaa/AAA NA	3.57 1.07
92970QAE5	WFCIT 2024-2 A 4.29 10/15/2029	560,000.00	10/17/2024 4.29%	559,916.78 559,939.36	100.98 3.69%	565,510.96 1,067.73	0.51% 5,571.60	Aaa/AAA NA	3.63 1.54
44935CAD3	HART 2025-A A3 4.32 10/15/2029	635,000.00	03/04/2025 4.84%	634,906.34 634,926.10	100.80 3.75%	640,067.30 1,219.20	0.58% 5,141.20	NA/AAA AAA	3.63 1.31
161571HZ0	CHAIT 2025-1 A 4.16 07/15/2030	900,000.00	02/26/2026 3.70%	910,089.84 910,066.62	101.28 3.62%	911,506.50 1,664.00	0.83% 1,439.88	NA/AAA AAA	4.38 2.22
Total ABS		11,529,909.37	4.82%	11,539,339.70 11,539,587.16	100.93 3.75%	11,636,576.19 20,496.91	10.59% 96,989.04		2.78 1.03

AGENCY									
3130ANDF4	FEDERAL HOME LOAN BANKS 0.9 07/29/2026	5,000,000.00	07/29/2021 0.90%	5,010,000.00 5,000,000.00	98.84 3.78%	4,941,960.00 4,000.00	4.50% (58,040.00)	Aa1/AA+ AA+	0.41 0.40
3133EPDJ1	FEDERAL FARM CREDIT BANKS FUNDING CORP 4.375 09/15/2027	2,000,000.00	03/27/2023 3.81%	2,045,720.00 2,015,772.28	101.30 3.50%	2,026,010.00 40,347.22	1.84% 10,237.72	Aa1/AA+ AA+	1.54 1.45
3130AEB25	FEDERAL HOME LOAN BANKS 3.25 06/09/2028	2,000,000.00	07/24/2023 4.15%	1,921,180.00 1,963,223.23	99.79 3.35%	1,995,808.00 14,805.56	1.82% 32,584.77	Aa1/AA+ AA+	2.28 2.15
3130AXQK7	FEDERAL HOME LOAN BANKS 4.75 12/08/2028	2,000,000.00	01/29/2024 4.05%	2,060,660.00 2,034,638.43	103.31 3.48%	2,066,220.00 21,902.78	1.88% 31,581.57	Aa1/AA+ AA+	2.78 2.56
3133ERDH1	FEDERAL FARM CREDIT BANKS FUNDING CORP 4.75 04/30/2029	2,100,000.00	04/29/2024 4.70%	2,104,263.00 2,102,698.81	103.91 3.43%	2,182,019.70 33,527.08	1.99% 79,320.89	Aa1/AA+ AA+	3.17 2.88
Total Agency		13,100,000.00	2.96%	13,141,823.00 13,116,332.76	100.90 3.57%	13,212,017.70 114,582.64	12.02% 95,684.94		1.69 1.57

AGENCY CMBS									
3137FG6X8	FHMS K-077 A2 3.85 05/25/2028	2,200,000.00	02/11/2026 3.70%	2,202,750.00 2,202,708.96	100.30 3.61%	2,206,611.00 7,058.33	2.01% 3,902.04	Aa1/AA+ AAA	2.24 2.03
3137FNX54	FHMS K-097 A2 2.508 07/25/2029	2,000,000.00	02/18/2026 3.76%	1,919,062.50 1,919,459.25	96.32 3.65%	1,926,464.00 4,180.00	1.75% 7,004.75	Aaa/AA+ AA+	3.40 3.17
3137FRUT6	FHMS K-106 A2 2.069 01/25/2030	1,500,000.00	06/12/2025 4.23%	1,365,820.31 1,386,606.43	94.10 3.70%	1,411,515.00 2,586.25	1.28% 24,908.57	Aa1/AA+ AAA	3.91 3.65

HOLDINGS REPORT



City of Orange | Account #10888 | As of February 28, 2026

Cusip	Security Description	Par Value/ Units	Purchase Date Purchase Yield	Cost Value Book Value	Mkt Price Mkt YTM	Market Value Accrued Int.	% of Port. Gain/Loss	Moody's/ S&P/ Fitch	Maturity Duration
3137HB2L7	FHMS K-753 A2 4.4 10/25/2030	2,000,000.00	02/18/2026 3.87%	2,040,390.63 2,040,246.46	102.42 3.78%	2,048,470.00 7,333.33	1.86% 8,223.54	Aa1/AA+ AAA	4.65 4.05
3137F8ZV8	FHMS K-123 A2 1.621 12/25/2030	2,200,000.00	02/11/2026 3.98%	1,976,648.44 1,978,181.75	90.73 3.78%	1,996,110.60 2,971.83	1.82% 17,928.85	Aa1/AA+ AAA	4.82 4.45
Total Agency CMBS		9,900,000.00	3.88%	9,504,671.88 9,527,202.85	97.05 3.70%	9,589,170.60 24,129.75	8.73% 61,967.75		3.77 3.43
CASH									
CCYUSD	Payable	(998,465.00)	--	(998,465.00) (998,465.00)	1.00	(998,465.00) 0.00	(0.91%) 0.00	Aaa/AAA AAA	0.00 0.00
CCYUSD	Receivable	227,606.07	--	227,606.07 227,606.07	1.00	227,606.07 0.00	0.21% 0.00	Aaa/AAA AAA	0.00 0.00
Total Cash		(770,858.93)		(770,858.93)	1.00	(770,858.93) 0.00	(0.70%) 0.00		0.00 0.00
COMMERCIAL PAPER									
74753DC37	QUALCOMM Incorporated 03/03/2026	2,000,000.00	02/24/2026 3.65%	1,998,580.56 1,999,594.45	99.96 2.44%	1,999,186.00 0.00	1.82% (408.45)	P-1/A-1 NA	0.01 0.00
62479MH30	MUFG Bank, Ltd., New York Branch 08/03/2026	2,200,000.00	02/13/2026 3.73%	2,162,545.61 2,165,236.94	98.36 3.89%	2,163,959.60 0.00	1.97% (1,277.34)	P-1/A-1 NA	0.43 0.42
Total Commercial Paper		4,200,000.00	3.69%	4,161,126.17 4,164,831.39	99.13 3.20%	4,163,145.60 0.00	3.79% (1,685.79)		0.23 0.22
CORPORATE									
24422EXD6	JOHN DEERE CAPITAL CORP 5.15 09/08/2026	505,000.00	09/05/2023 5.18%	504,641.45 504,937.52	100.72 3.72%	508,650.65 12,498.05	0.46% 3,713.13	A1/A A+	0.53 0.50
713448FW3	PEPSICO INC 5.125 11/10/2026	380,000.00	11/08/2023 5.13%	379,897.40 379,976.22	100.84 3.87%	383,191.24 6,004.79	0.35% 3,215.02	A1/A+ NA	0.70 0.58
06368LAQ9	BANK OF MONTREAL 4.7 09/14/2027	1,000,000.00	03/30/2023 4.91%	991,550.00 997,082.99	101.29 3.82%	1,012,915.00 21,802.78	0.92% 15,832.01	A2/A- AA-	1.54 1.36
78016FZW7	ROYAL BANK OF CANADA 4.9 01/12/2028	1,000,000.00	03/30/2023 4.95%	997,990.00 999,215.78	102.11 3.71%	1,021,144.00 6,669.44	0.93% 21,928.22	A1/A AA-	1.87 1.76
06051GGF0	BANK OF AMERICA CORP 3.824 01/20/2028	1,250,000.00	06/27/2024 5.30%	1,206,175.00 1,234,782.99	99.87 4.79%	1,248,420.00 5,443.89	1.14% 13,637.01	A1/A- AA-	1.89 0.86

HOLDINGS REPORT



City of Orange | Account #10888 | As of February 28, 2026

Cusip	Security Description	Par Value/ Units	Purchase Date Purchase Yield	Cost Value Book Value	Mkt Price Mkt YTM	Market Value Accrued Int.	% of Port. Gain/Loss	Moody's/ S&P/ Fitch	Maturity Duration
713448FL7	PEPSICO INC 3.6 02/18/2028	1,500,000.00	03/27/2024 4.49%	1,452,735.00 1,476,101.59	100.02 3.59%	1,500,268.50 1,950.00	1.37% 24,166.91	A1/A+ NA	1.97 1.88
857477CU5	STATE STREET CORP 4.536 02/28/2028	1,285,000.00	02/25/2025 4.51%	1,285,000.00 1,285,000.00	101.57 3.71%	1,305,179.64 485.73	1.19% 20,179.64	Aa3/A AA-	2.00 1.81
58933YBH7	MERCK & CO INC 4.05 05/17/2028	1,250,000.00	09/26/2024 3.76%	1,261,775.00 1,257,057.74	100.79 3.67%	1,259,936.25 14,625.00	1.15% 2,878.51	Aa3/A+ NA	2.22 2.00
91324PEU2	UNITEDHEALTH GROUP INC 4.25 01/15/2029	1,000,000.00	05/28/2024 5.05%	967,180.00 979,613.58	101.08 3.85%	1,010,811.00 5,430.56	0.92% 31,197.42	A2/A+ A	2.88 2.59
69371RS80	PACCAR FINANCIAL CORP 4.6 01/31/2029	1,200,000.00	03/27/2024 4.70%	1,194,684.00 1,196,795.38	102.58 3.66%	1,230,997.20 4,753.33	1.12% 34,201.82	A1/A+ NA	2.93 2.70
17275RBR2	CISCO SYSTEMS INC 4.85 02/26/2029	1,250,000.00	02/27/2024 4.84%	1,250,650.00 1,250,385.00	102.98 3.78%	1,287,282.50 842.01	1.17% 36,897.50	A1/AA- NA	3.00 2.69
002824BR0	ABBOTT LABORATORIES 3.7 03/09/2029	1,000,000.00	-- 3.75%	998,465.00 998,465.00	99.99 3.70%	999,942.00 0.00	0.91% 1,477.00	Aa3/AA- NA	3.02 2.81
437076DC3	HOME DEPOT INC 4.75 06/25/2029	1,250,000.00	06/27/2024 4.82%	1,245,987.50 1,247,332.34	102.98 3.78%	1,287,283.75 10,885.42	1.17% 39,951.41	A2/A A	3.32 2.96
532457CQ9	ELI LILLY AND CO 4.2 08/14/2029	705,000.00	08/12/2024 4.25%	703,456.05 703,932.93	101.38 3.77%	714,704.33 1,398.25	0.65% 10,771.39	Aa3/A+ NA	3.46 3.11
171239AL0	CHUBB INA HOLDINGS LLC 4.65 08/15/2029	1,250,000.00	09/26/2024 4.08%	1,280,725.00 1,271,605.71	102.64 3.83%	1,283,021.25 2,583.33	1.17% 11,415.54	A2/A A	3.46 3.09
40139LBJ1	GUARDIAN LIFE GLOBAL FUNDING 4.179 09/26/2029	1,300,000.00	11/26/2024 4.67%	1,272,336.00 1,279,534.29	100.49 4.03%	1,306,399.90 23,390.79	1.19% 26,865.61	Aa1/AA+ NA	3.57 3.23
64952WFK4	NEW YORK LIFE GLOBAL FUNDING 4.6 12/05/2029	830,000.00	12/02/2024 4.61%	829,526.90 829,643.75	102.18 3.97%	848,097.32 9,120.78	0.77% 18,453.57	Aa1/AA+ AAA	3.77 3.39
14913UAX8	CATERPILLAR FINANCIAL SERVICES CORP 4.8 01/08/2030	960,000.00	01/06/2025 4.84%	958,147.20 958,570.32	103.96 3.69%	998,045.76 6,784.00	0.91% 39,475.44	A2/A A+	3.86 3.48
59217GFT1	METROPOLITAN LIFE GLOBAL FUNDING I 4.9 01/09/2030	820,000.00	01/02/2025 4.95%	818,310.80 818,695.63	102.81 4.10%	843,044.46 5,803.78	0.77% 24,348.83	Aa3/AA- AA-	3.86 3.47
57629TBV8	MASSMUTUAL GLOBAL FUNDING II 4.95 01/10/2030	1,200,000.00	-- 4.90%	1,202,338.00 1,202,007.20	102.89 4.13%	1,234,650.00 8,415.00	1.12% 32,642.80	Aa3/AA+ AA+	3.87 3.47
61747YFU4	MORGAN STANLEY 4.654 10/18/2030	2,200,000.00	02/13/2026 4.16%	2,236,300.00 2,235,974.68	101.63 4.29%	2,235,910.60 37,826.68	2.03% (64.08)	A1/A- A+	4.64 3.26
828807EB9	SIMON PROPERTY GROUP LP 4.3 01/15/2031	1,400,000.00	02/18/2026 4.23%	1,403,920.00 1,403,897.73	100.55 4.17%	1,407,730.80 8,026.67	1.28% 3,833.07	A3/A NA	4.88 4.26
46647PEV4	JPMORGAN CHASE & CO 5.14 01/24/2031	1,300,000.00	02/11/2026 4.22%	1,343,264.00 1,342,753.95	103.77 4.20%	1,348,994.40 6,867.61	1.23% 6,240.45	A1/A AA-	4.90 3.50

HOLDINGS REPORT



City of Orange | Account #10888 | As of February 28, 2026

Cusip	Security Description	Par Value/ Units	Purchase Date Purchase Yield	Cost Value Book Value	Mkt Price Mkt YTM	Market Value Accrued Int.	% of Port. Gain/Loss	Moody's/ S&P/ Fitch	Maturity Duration
02079KBK2	ALPHABET INC 4.1 02/15/2031	1,300,000.00	02/12/2026 4.10%	1,300,075.52 1,300,074.98	100.66 3.95%	1,308,557.90 2,665.00	1.19% 8,482.92	Aa2/AA+ NA	4.96 4.37
Total Corporate		27,135,000.00	4.54%	27,085,129.82 27,153,437.30	101.67 3.93%	27,585,178.44 204,272.89	25.10% 431,741.14		3.24 2.76

MONEY MARKET FUND

31846V203	FIRST AMER:GVT OBLG Y	1,117,435.81	-- 3.30%	1,117,435.81 1,117,435.81	1.00 3.30%	1,117,435.81 0.00	1.02% 0.00	Aaa/ AAAm AAA	0.00 0.00
Total Money Market Fund		1,117,435.81	3.30%	1,117,435.81 1,117,435.81	1.00 3.30%	1,117,435.81 0.00	1.02% 0.00		0.00 0.00

SUPRANATIONAL

459058KT9	INTERNATIONAL BANK FOR RECONSTRUCTION AND DEVELOPM 3.5 07/12/2028	2,000,000.00	07/24/2023 4.19%	1,938,380.00 1,970,634.48	100.21 3.40%	2,004,230.00 9,527.78	1.82% 33,595.52	Aaa/AAA NA	2.37 2.24
459058LR2	INTERNATIONAL BANK FOR RECONSTRUCTION AND DEVELOPM 4.125 03/20/2030	635,000.00	03/14/2025 4.20%	632,733.05 633,162.60	102.30 3.51%	649,631.67 11,714.43	0.59% 16,469.07	Aaa/AAA NA	4.05 3.64
Total Supranational		2,635,000.00	4.20%	2,571,113.05 2,603,797.09	100.72 3.43%	2,653,861.67 21,242.20	2.42% 50,064.58		2.78 2.58

US TREASURY

91282CCZ2	UNITED STATES TREASURY 0.875 09/30/2026	3,000,000.00	09/30/2021 1.01%	2,980,546.88 2,997,730.82	98.42 3.65%	2,952,714.00 10,961.54	2.69% (45,016.82)	Aa1/AA+ AA+	0.59 0.57
91282CKD2	UNITED STATES TREASURY 4.25 02/28/2029	2,200,000.00	03/27/2024 4.18%	2,206,617.19 2,204,029.94	102.41 3.40%	2,253,024.40 254.08	2.05% 48,994.47	Aa1/AA+ AA+	3.00 2.80
91282CKG5	UNITED STATES TREASURY 4.125 03/31/2029	2,200,000.00	05/28/2024 4.53%	2,161,156.25 2,175,247.28	102.10 3.40%	2,246,235.20 37,895.60	2.04% 70,987.92	Aa1/AA+ AA+	3.08 2.83
91282CKP5	UNITED STATES TREASURY 4.625 04/30/2029	2,000,000.00	-- 4.13%	2,042,382.82 2,028,519.12	103.61 3.41%	2,072,266.00 30,918.51	1.89% 43,746.88	Aa1/AA+ AA+	3.17 2.89
91282CKT7	UNITED STATES TREASURY 4.5 05/31/2029	2,200,000.00	06/13/2024 4.25%	2,224,578.13 2,216,100.57	103.31 3.41%	2,272,875.00 24,750.00	2.07% 56,774.43	Aa1/AA+ AA+	3.25 2.98
91282CLC3	UNITED STATES TREASURY 4.0 07/31/2029	2,000,000.00	09/26/2024 3.56%	2,038,515.62 2,027,187.50	101.85 3.42%	2,037,032.00 6,408.84	1.85% 9,844.50	Aa1/AA+ AA+	3.42 3.17

HOLDINGS REPORT



City of Orange | Account #10888 | As of February 28, 2026

Cusip	Security Description	Par Value/ Units	Purchase Date Purchase Yield	Cost Value Book Value	Mkt Price Mkt YTM	Market Value Accrued Int.	% of Port. Gain/Loss	Moody's/ S&P/ Fitch	Maturity Duration
91282CFJ5	UNITED STATES TREASURY 3.125 08/31/2029	2,000,000.00	10/30/2024 4.10%	1,915,156.25 1,938,518.33	98.99 3.43%	1,979,844.00 169.84	1.80% 41,325.67	Aa1/AA+ AA+	3.50 3.28
91282CFL0	UNITED STATES TREASURY 3.875 09/30/2029	2,200,000.00	10/30/2024 4.10%	2,177,828.13 2,183,831.21	101.45 3.44%	2,231,796.60 35,598.90	2.03% 47,965.39	Aa1/AA+ AA+	3.59 3.27
91282CFT3	UNITED STATES TREASURY 4.0 10/31/2029	2,500,000.00	04/29/2025 3.77%	2,523,535.16 2,519,171.50	101.90 3.44%	2,547,460.00 33,425.41	2.32% 28,288.50	Aa1/AA+ AA+	3.67 3.34
91282CMA6	UNITED STATES TREASURY 4.125 11/30/2029	2,400,000.00	12/27/2024 4.45%	2,366,062.50 2,374,112.26	102.36 3.45%	2,456,532.00 24,750.00	2.24% 82,419.74	Aa1/AA+ AA+	3.75 3.42
91282CMG3	UNITED STATES TREASURY 4.25 01/31/2030	2,500,000.00	04/29/2025 3.78%	2,550,488.28 2,541,623.04	102.88 3.46%	2,571,875.00 8,511.74	2.34% 30,251.96	Aa1/AA+ AA+	3.92 3.58
91282CGQ8	UNITED STATES TREASURY 4.0 02/28/2030	2,700,000.00	-- 4.02%	2,697,195.31 2,697,713.34	101.98 3.47%	2,753,368.20 293.48	2.51% 55,654.86	Aa1/AA+ AA+	4.00 3.67
91282CGS4	UNITED STATES TREASURY 3.625 03/31/2030	2,500,000.00	04/29/2025 3.80%	2,480,664.06 2,483,947.72	100.59 3.47%	2,514,647.50 37,843.41	2.29% 30,699.78	Aa1/AA+ AA+	4.08 3.71
91282CMZ1	UNITED STATES TREASURY 3.875 04/30/2030	2,700,000.00	05/29/2025 4.03%	2,681,542.97 2,684,369.07	101.53 3.48%	2,741,345.10 34,971.34	2.49% 56,976.03	Aa1/AA+ AA+	4.17 3.77
91282CHF1	UNITED STATES TREASURY 3.75 05/31/2030	2,600,000.00	-- 3.84%	2,589,183.60 2,590,497.94	101.04 3.48%	2,627,118.00 24,375.00	2.39% 36,620.06	Aa1/AA+ AA+	4.25 3.86
91282CNN7	UNITED STATES TREASURY 3.875 07/31/2030	2,000,000.00	02/20/2026 3.62%	2,020,781.25 2,020,704.23	101.57 3.49%	2,031,406.00 6,208.56	1.85% 10,701.77	Aa1/AA+ AA+	4.42 4.02
91282CNX5	UNITED STATES TREASURY 3.625 08/31/2030	2,400,000.00	09/29/2025 3.74%	2,387,625.00 2,388,678.63	100.52 3.50%	2,412,468.00 236.41	2.20% 23,789.37	Aa1/AA+ AA+	4.50 4.12
Total US Treasury		40,100,000.00	3.78%	40,043,859.40 40,071,982.51	101.52 3.46%	40,702,007.00 317,572.66	37.04% 630,024.49		3.53 3.23
Total Portfolio		108,946,486.25	3.99%	108,393,639.90 108,523,747.93	100.60 3.63%	109,888,534.08 702,297.06	100.00% 1,364,786.15		3.02 2.56
Total Market Value + Accrued						110,590,831.14			

TRANSACTION LEDGER



City of Orange | Account #10888 | As of February 28, 2026

Transaction Type	Settlement Date	CUSIP	Quantity	Security Description	Price	Acq/Disp Yield	Amount	Interest Pur/Sold	Total Amount	Gain/Loss
ACQUISITIONS										
Purchase	02/02/2026	31846V203	120,725.00	FIRST AMER:GVT OBLG Y	1.000	3.31%	(120,725.00)	0.00	(120,725.00)	0.00
Purchase	02/03/2026	31846V203	1,090.83	FIRST AMER:GVT OBLG Y	1.000	3.31%	(1,090.83)	0.00	(1,090.83)	0.00
Purchase	02/06/2026	31846V203	14,994,017.57	FIRST AMER:GVT OBLG Y	1.000	3.29%	(14,994,017.57)	0.00	(14,994,017.57)	0.00
Purchase	02/09/2026	31846V203	3,010,500.00	FIRST AMER:GVT OBLG Y	1.000	3.29%	(3,010,500.00)	0.00	(3,010,500.00)	0.00
Purchase	02/12/2026	46647PEV4	1,300,000.00	JPMORGAN CHASE & CO 5.14 01/24/2031	103.328	4.22%	(1,343,264.00)	(3,341.00)	(1,346,605.00)	0.00
Purchase	02/13/2026	31846V203	199,436.25	FIRST AMER:GVT OBLG Y	1.000	3.29%	(199,436.25)	0.00	(199,436.25)	0.00
Purchase	02/17/2026	61747YFU4	2,200,000.00	MORGAN STANLEY 4.654 10/18/2030	101.650	4.16%	(2,236,300.00)	(33,844.92)	(2,270,144.92)	0.00
Purchase	02/17/2026	02079KBK2	531,000.00	ALPHABET INC 4.1 02/15/2031	99.951	4.11%	(530,737.16)	(241.90)	(530,979.06)	0.00
Purchase	02/17/2026	02079KBK2	769,000.00	ALPHABET INC 4.1 02/15/2031	100.044	4.09%	(769,338.36)	(350.32)	(769,688.68)	0.00
Purchase	02/17/2026	3137F8ZV8	2,200,000.00	FHMS K-123 A2 1.621 12/25/2030	89.848	3.98%	(1,976,648.44)	(1,584.98)	(1,978,233.42)	0.00
Purchase	02/17/2026	62479MH30	2,200,000.00	MUFG Bank, Ltd., New York Branch 08/03/2026	98.298	3.73%	(2,162,545.61)	0.00	(2,162,545.61)	0.00
Purchase	02/17/2026	3137FG6X8	2,200,000.00	FHMS K-077 A2 3.85 05/25/2028	100.125	3.70%	(2,202,750.00)	(3,764.44)	(2,206,514.44)	0.00
Purchase	02/18/2026	31846V203	27,000.00	FIRST AMER:GVT OBLG Y	1.000	3.31%	(27,000.00)	0.00	(27,000.00)	0.00
Purchase	02/19/2026	828807EB9	1,400,000.00	SIMON PROPERTY GROUP LP 4.3 01/15/2031	100.280	4.23%	(1,403,920.00)	(6,020.00)	(1,409,940.00)	0.00
Purchase	02/20/2026	31846V203	5,429.24	FIRST AMER:GVT OBLG Y	1.000	3.31%	(5,429.24)	0.00	(5,429.24)	0.00

TRANSACTION LEDGER



City of Orange | Account #10888 | As of February 28, 2026

Transaction Type	Settlement Date	CUSIP	Quantity	Security Description	Price	Acq/Disp Yield	Amount	Interest Pur/Sold	Total Amount	Gain/Loss
Purchase	02/23/2026	3137HB2L7	2,000,000.00	FHMS K-753 A2 4.4 10/25/2030	102.020	3.87%	(2,040,390.63)	(5,377.78)	(2,045,768.41)	0.00
Purchase	02/23/2026	3137FNX54	2,000,000.00	FHMS K-097 A2 2.508 07/25/2029	95.953	3.76%	(1,919,062.50)	(3,065.33)	(1,922,127.83)	0.00
Purchase	02/23/2026	91282CNN7	2,000,000.00	UNITED STATES TREASURY 3.875 07/31/2030	101.039	3.62%	(2,020,781.25)	(4,924.03)	(2,025,705.28)	0.00
Purchase	02/23/2026	31846V203	33,172.45	FIRST AMER:GVT OBLG Y	1.000	3.30%	(33,172.45)	0.00	(33,172.45)	0.00
Purchase	02/24/2026	74753DC37	2,000,000.00	QUALCOMM Incorporated 03/03/2026	99.929	3.65%	(1,998,580.56)	0.00	(1,998,580.56)	0.00
Purchase	02/25/2026	31846V203	2,465.25	FIRST AMER:GVT OBLG Y	1.000	3.30%	(2,465.25)	0.00	(2,465.25)	0.00
Purchase	02/25/2026	31846V203	43,333.04	FIRST AMER:GVT OBLG Y	1.000	3.30%	(43,333.04)	0.00	(43,333.04)	0.00
Purchase	02/26/2026	31846V203	30,312.50	FIRST AMER:GVT OBLG Y	1.000	3.30%	(30,312.50)	0.00	(30,312.50)	0.00
Purchase	02/27/2026	161571HZ0	900,000.00	CHAIT 2025-1 A 4.16 07/15/2030	101.121	3.70%	(910,089.84)	(1,248.00)	(911,337.84)	0.00
Purchase	02/27/2026	31846V203	187,158.09	FIRST AMER:GVT OBLG Y	1.000	3.30%	(187,158.09)	0.00	(187,158.09)	0.00
Total Purchase			40,354,640.22				(40,169,048.57)	(63,762.70)	(40,232,811.27)	0.00
TOTAL ACQUISITIONS			40,354,640.22				(40,169,048.57)	(63,762.70)	(40,232,811.27)	0.00
DISPOSITIONS										
Maturity	02/08/2026	037833EB2	(3,000,000.00)	APPLE INC 0.7 02/08/2026	100.000	0.70%	3,000,000.00	0.00	3,000,000.00	0.00
Maturity	02/13/2026	713448FQ6	(195,000.00)	PEPSICO INC 4.55 02/13/2026	100.000	4.57%	195,000.00	0.00	195,000.00	0.00

TRANSACTION LEDGER



City of Orange | Account #10888 | As of February 28, 2026

Transaction Type	Settlement Date	CUSIP	Quantity	Security Description	Price	Acq/Disp Yield	Amount	Interest Pur/Sold	Total Amount	Gain/Loss
Maturity	02/17/2026	62479MBH5	(2,000,000.00)	MUFG Bank, Ltd., New York Branch 02/17/2026	100.000	4.41%	2,000,000.00	0.00	2,000,000.00	0.00
Maturity	02/21/2026	907818GE2	(470,000.00)	UNION PACIFIC CORP 4.75 02/21/2026	100.000	4.77%	470,000.00	0.00	470,000.00	0.00
Total Maturity			(5,665,000.00)				5,665,000.00	0.00	5,665,000.00	0.00
Sale	02/12/2026	31846V203	(1,346,605.00)	FIRST AMER:GVT OBLG Y	1.000	3.29%	1,346,605.00	0.00	1,346,605.00	0.00
Sale	02/17/2026	31846V203	(7,829,346.42)	FIRST AMER:GVT OBLG Y	1.000	3.29%	7,829,346.42	0.00	7,829,346.42	0.00
Sale	02/19/2026	31846V203	(1,409,940.00)	FIRST AMER:GVT OBLG Y	1.000	3.33%	1,409,940.00	0.00	1,409,940.00	0.00
Sale	02/23/2026	31846V203	(5,512,439.02)	FIRST AMER:GVT OBLG Y	1.000	3.30%	5,512,439.02	0.00	5,512,439.02	0.00
Sale	02/24/2026	31846V203	(1,998,580.56)	FIRST AMER:GVT OBLG Y	1.000	3.29%	1,998,580.56	0.00	1,998,580.56	0.00
Sale	02/27/2026	3137FPJG1	(1,140,000.00)	FHMS K-099 A2 2.595 09/25/2029	96.172	4.29%	1,096,359.38	(2,136.55)	1,098,495.93	17,939.84
Total Sale			(19,236,911.00)				19,193,270.38	(2,136.55)	19,195,406.93	17,939.84
TOTAL DISPOSITIONS			(24,901,911.00)				24,858,270.38	(2,136.55)	24,860,406.93	17,939.84
OTHER TRANSACTIONS										
Cash Transfer	02/06/2026	CCYUSD	15,000,000.00	Cash		0.00%	15,000,000.00	0.00	15,000,000.00	0.00
Total Cash Transfer			15,000,000.00				15,000,000.00	0.00	15,000,000.00	0.00
Coupon	02/01/2026	3137FPJG1	0.00	FHMS K-099 A2 2.595 09/25/2029		4.29%	2,465.25	0.00	2,465.25	0.00
Coupon	02/01/2026	3137FRUT6	0.00	FHMS K-106 A2 2.069 01/25/2030		4.23%	2,586.25	0.00	2,586.25	0.00
Coupon	02/08/2026	037833EB2	0.00	APPLE INC 0.7 02/08/2026		0.70%	10,500.00	0.00	10,500.00	0.00

TRANSACTION LEDGER



City of Orange | Account #10888 | As of February 28, 2026

Transaction Type	Settlement Date	CUSIP	Quantity	Security Description	Price	Acq/Disp Yield	Amount	Interest Pur/Sold	Total Amount	Gain/Loss
Coupon	02/13/2026	713448FQ6	0.00	PEPSICO INC 4.55 02/13/2026		4.57%	4,436.25	0.00	4,436.25	0.00
Coupon	02/14/2026	532457CQ9	0.00	ELI LILLY AND CO 4.2 08/14/2029		4.25%	14,805.00	0.00	14,805.00	0.00
Coupon	02/15/2026	47786WAD2	0.00	JDOT 2024-B A3 5.2 03/15/2029		5.81%	2,210.00	0.00	2,210.00	0.00
Coupon	02/15/2026	44934QAD3	0.00	HART 2024-B A3 4.84 03/15/2029		5.45%	1,149.50	0.00	1,149.50	0.00
Coupon	02/15/2026	02582JKD1	0.00	AMXCA 2023-3 A 5.23 09/15/2026		5.29%	4,598.04	0.00	4,598.04	0.00
Coupon	02/15/2026	161571HT4	0.00	CHAIT 2023-1 A 5.16 09/15/2028		5.23%	4,558.00	0.00	4,558.00	0.00
Coupon	02/15/2026	47800DAD6	0.00	JDOT 2025 A3 4.23 09/17/2029		5.09%	1,762.50	0.00	1,762.50	0.00
Coupon	02/15/2026	05522RDJ4	0.00	BACCT 2024-1 A 4.93 05/15/2029		4.93%	2,074.71	0.00	2,074.71	0.00
Coupon	02/15/2026	02582JJZ4	0.00	AMXCA 2023-1 A 4.87 05/15/2026		4.92%	1,420.42	0.00	1,420.42	0.00
Coupon	02/15/2026	44935CAD3	0.00	HART 2025-A A3 4.32 10/15/2029		4.84%	2,286.00	0.00	2,286.00	0.00
Coupon	02/15/2026	58768YAD7	0.00	MBALT 2025-A A3 4.61 04/16/2029		4.66%	2,036.08	0.00	2,036.08	0.00
Coupon	02/15/2026	44935DAD1	0.00	HALST 2025-B A3 4.53 04/17/2028		4.53%	1,245.75	0.00	1,245.75	0.00
Coupon	02/15/2026	92970QAE5	0.00	WFCIT 2024-2 A 4.29 10/15/2029		4.29%	2,002.00	0.00	2,002.00	0.00
Coupon	02/15/2026	171239ALO	0.00	CHUBB INA HOLDINGS LLC 4.65 08/15/2029		4.08%	29,062.50	0.00	29,062.50	0.00
Coupon	02/15/2026	47800CAC0	0.00	JDOT 2023 A3 5.01 11/15/2027		3.39%	563.08	0.00	563.08	0.00
Coupon	02/18/2026	713448FL7	0.00	PEPSICO INC 3.6 02/18/2028		4.49%	27,000.00	0.00	27,000.00	0.00
Coupon	02/20/2026	362962AD4	0.00	GMALT 2025-2 A3 4.58 05/22/2028		4.80%	3,759.41	0.00	3,759.41	0.00

TRANSACTION LEDGER



City of Orange | Account #10888 | As of February 28, 2026

Transaction Type	Settlement Date	CUSIP	Quantity	Security Description	Price	Acq/Disp Yield	Amount	Interest Pur/Sold	Total Amount	Gain/Loss
Coupon	02/20/2026	36271VAD9	0.00	GMALT 2025-1 A3 4.66 02/21/2028		4.66%	1,669.83	0.00	1,669.83	0.00
Coupon	02/21/2026	438123AC5	0.00	HAROT 2023-4 A3 5.67 06/21/2028		5.74%	1,019.91	0.00	1,019.91	0.00
Coupon	02/21/2026	43815JAC7	0.00	HAROT 2023-1 A3 5.04 04/21/2027		5.09%	162.91	0.00	162.91	0.00
Coupon	02/21/2026	907818GE2	0.00	UNION PACIFIC CORP 4.75 02/21/2026		4.77%	11,162.50	0.00	11,162.50	0.00
Coupon	02/21/2026	43813YAC6	0.00	HAROT 2024-3 A3 4.57 03/21/2029		4.66%	2,399.25	0.00	2,399.25	0.00
Coupon	02/21/2026	43814VAC1	0.00	HAROT 2025-1 A3 4.57 09/21/2029		4.57%	3,027.62	0.00	3,027.62	0.00
Coupon	02/25/2026	05592XAD2	0.00	BMWOT 2023-A A3 5.47 02/25/2028		5.47%	323.94	0.00	323.94	0.00
Coupon	02/25/2026	096919AD7	0.00	BMWOT 2024-A A3 5.18 02/26/2029		5.18%	1,776.66	0.00	1,776.66	0.00
Coupon	02/25/2026	096924AD7	0.00	BMWOT 2025-A A3 4.56 09/25/2029		4.56%	2,584.00	0.00	2,584.00	0.00
Coupon	02/26/2026	17275RBR2	0.00	CISCO SYSTEMS INC 4.85 02/26/2029		4.84%	30,312.50	0.00	30,312.50	0.00
Coupon	02/28/2026	857477CU5	0.00	STATE STREET CORP 4.536 02/28/2028		4.51%	29,143.80	0.00	29,143.80	0.00
Coupon	02/28/2026	91282CKD2	0.00	UNITED STATES TREASURY 4.25 02/28/2029		4.18%	46,750.00	0.00	46,750.00	0.00
Coupon	02/28/2026	91282CFJ5	0.00	UNITED STATES TREASURY 3.125 08/31/2029		4.10%	31,250.00	0.00	31,250.00	0.00
Coupon	02/28/2026	91282CGQ8	0.00	UNITED STATES TREASURY 4.0 02/28/2030		4.02%	54,000.00	0.00	54,000.00	0.00
Coupon	02/28/2026	91282CNX5	0.00	UNITED STATES TREASURY 3.625 08/31/2030		3.74%	43,500.00	0.00	43,500.00	0.00

TRANSACTION LEDGER



City of Orange | Account #10888 | As of February 28, 2026

Transaction Type	Settlement Date	CUSIP	Quantity	Security Description	Price	Acq/Disp Yield	Amount	Interest Pur/Sold	Total Amount	Gain/Loss
Total Coupon			0.00				379,603.66	0.00	379,603.66	0.00
Custody Fee	02/25/2026	CCYUSD	(639.01)	Cash		0.00%	(639.01)	0.00	(639.01)	0.00
Total Custody Fee			(639.01)				(639.01)	0.00	(639.01)	0.00
Dividend	02/28/2026	31846V203	0.00	FIRST AMER:GVT OBLG Y		3.30%	22,962.27	0.00	22,962.27	0.00
Total Dividend			0.00				22,962.27	0.00	22,962.27	0.00
Management Fee	02/06/2026	CCYUSD	(5,982.43)	Cash		0.00%	(5,982.43)	0.00	(5,982.43)	0.00
Total Management Fee			(5,982.43)				(5,982.43)	0.00	(5,982.43)	0.00
Principal Paydown	02/15/2026	47800CAC0	18,986.13	JDOT 2023 A3 5.01 11/15/2027		3.39%	18,986.13	--	18,986.13	0.00
Principal Paydown	02/21/2026	438123AC5	17,031.93	HAROT 2023-4 A3 5.67 06/21/2028		5.74%	17,031.93	--	17,031.93	0.01
Principal Paydown	02/21/2026	43815JAC7	9,530.83	HAROT 2023-1 A3 5.04 04/21/2027		5.09%	9,530.83	--	9,530.83	0.00
Principal Paydown	02/25/2026	05592XAD2	8,508.48	BMWOT 2023-A A3 5.47 02/25/2028		5.47%	8,508.48	--	8,508.48	0.00
Principal Paydown	02/25/2026	096919AD7	28,192.72	BMWOT 2024-A A3 5.18 02/26/2029		5.18%	28,192.72	--	28,192.72	(0.00)
Total Principal Paydown			82,250.09				82,250.09	--	82,250.09	0.01
TOTAL OTHER TRANSACTIONS			15,075,628.65				15,478,194.58	0.00	15,478,194.58	0.01

INCOME EARNED



City of Orange | Account #10888 | As of February 28, 2026

Cusip	Security Description	Trade Date Settle Date Units	Book Value: Begin Book Value: Acq Book Value: Disp Book Value: End	Prior Accrued Inc. Received Ending Accrued Total Interest	Accr. Of Discount Amort. Of Premium Net Accret/Amort Income Earned	Total Income
CASH & EQUIVALENTS						
31846V203	FIRST AMER:GVT OBLG Y	1,117,435.81	559,706.59 18,654,640.22 (18,096,911.00) 1,117,435.81	0.00 1,090.83 0.00 1,090.83	0.00 0.00 0.00 1,090.83	1,090.83
74753DC37	QUALCOMM Incorporated 03/03/2026	02/24/2026 02/24/2026 2,000,000.00	0.00 1,998,580.56 0.00 1,999,594.45	0.00 0.00 0.00 0.00	1,013.89 0.00 1,013.89 1,013.89	1,013.89
CCYUSD	Payable	(998,465.00)	0.00 0.00 0.00 (998,465.00)	0.00 0.00 0.00 0.00	0.00 0.00 0.00 0.00	0.00
CCYUSD	Receivable	227,606.07	121,815.83 0.00 0.00 227,606.07	0.00 0.00 0.00 0.00	0.00 0.00 0.00 0.00	0.00
Total Cash & Equivalents			2,346,576.88	1,090.83	2,104.72	2,104.72
FIXED INCOME						
002824BR0	ABBOTT LABORATORIES 3.7 03/09/2029	03/09/2026 1,000,000.00	0.00 998,465.00 0.00 998,465.00	0.00 0.00 0.00 0.00	0.00 0.00 0.00 0.00	0.00
02079KBK2	ALPHABET INC 4.1 02/15/2031	02/12/2026 02/17/2026 1,300,000.00	0.00 1,300,075.52 0.00 1,300,074.98	0.00 (592.22) 2,665.00 2,072.78	1.73 (2.26) (0.54) 2,072.24	2,072.24
02582JJZ4	AMXCA 2023-1 A 4.87 05/15/2026	06/07/2023 06/14/2023 350,000.00	349,997.01 0.00 0.00 349,997.82	757.56 1,420.42 757.56 1,420.42	0.82 0.00 0.82 1,421.24	1,421.24

INCOME EARNED



City of Orange | Account #10888 | As of February 28, 2026

Cusip	Security Description	Trade Date Settle Date Units	Book Value: Begin Book Value: Acq Book Value: Disp Book Value: End	Prior Accrued Inc. Received Ending Accrued Total Interest	Accr. Of Discount Amort. Of Premium Net Accret/Amort Income Earned	Total Income
02582JKD1	AMXCA 2023-3 A 5.23 09/15/2026	09/12/2023 09/19/2023 1,055,000.00	1,054,990.24 0.00 0.00 1,054,991.45	2,452.29 4,598.04 2,452.29 4,598.04	1.21 0.00 1.21 4,599.25	4,599.25
037833EB2	APPLE INC 0.7 02/08/2026	02/08/2021 02/08/2021 0.00	2,999,998.96 0.00 (3,000,000.00) 0.00	10,091.67 10,500.00 0.00 408.33	1.04 0.00 1.04 409.37	409.37
05522RDJ4	BACCT 2024-1 A 4.93 05/15/2029	06/06/2024 06/13/2024 505,000.00	504,981.17 0.00 0.00 504,981.61	1,106.51 2,074.71 1,106.51 2,074.71	0.44 0.00 0.44 2,075.15	2,075.15
05592XAD2	BMWOT 2023-A A3 5.47 02/25/2028	07/11/2023 07/18/2023 62,556.77	71,059.60 0.00 (8,508.48) 62,551.98	64.79 323.94 57.03 316.18	0.86 0.00 0.86 317.04	317.04
06051GGF0	BANK OF AMERICA CORP 3.824 01/20/2028	06/27/2024 06/28/2024 1,250,000.00	1,233,471.98 0.00 0.00 1,234,782.99	1,460.56 0.00 5,443.89 3,983.33	1,311.00 0.00 1,311.00 5,294.34	5,294.34
06368LAQ9	BANK OF MONTREAL 4.7 09/14/2027	03/30/2023 03/31/2023 1,000,000.00	996,937.65 0.00 0.00 997,082.99	17,886.11 0.00 21,802.78 3,916.67	145.33 0.00 145.33 4,062.00	4,062.00
096919AD7	BMWOT 2024-A A3 5.18 02/26/2029	06/04/2024 06/11/2024 383,388.18	411,540.18 0.00 (28,192.72) 383,351.20	355.33 1,776.66 330.99 1,752.32	3.74 0.00 3.74 1,756.06	1,756.06
096924AD7	BMWOT 2025-A A3 4.56 09/25/2029	02/04/2025 02/12/2025 680,000.00	679,947.08 0.00 0.00 679,948.20	516.80 2,584.00 516.80 2,584.00	1.11 0.00 1.11 2,585.11	2,585.11
14913UAX8	CATERPILLAR FINANCIAL SERVICES CORP 4.8 01/08/2030	01/06/2025 01/08/2025 960,000.00	958,541.91 0.00 0.00 958,570.32	2,944.00 0.00 6,784.00 3,840.00	28.41 0.00 28.41 3,868.41	3,868.41

INCOME EARNED



City of Orange | Account #10888 | As of February 28, 2026

Cusip	Security Description	Trade Date Settle Date Units	Book Value: Begin Book Value: Acq Book Value: Disp Book Value: End	Prior Accrued Inc. Received Ending Accrued Total Interest	Accr. Of Discount Amort. Of Premium Net Accret/Amort Income Earned	Total Income
161571HT4	CHAIT 2023-1 A 5.16 09/15/2028	09/07/2023 09/15/2023 1,060,000.00	1,059,846.09 0.00 0.00 1,059,850.59	2,430.93 4,558.00 2,430.93 4,558.00	4.50 0.00 4.50 4,562.50	4,562.50
161571HZ0	CHAIT 2025-1 A 4.16 07/15/2030	02/26/2026 02/27/2026 900,000.00	0.00 910,089.84 0.00 910,066.62	0.00 (1,248.00) 1,664.00 416.00	0.00 (23.22) (23.22) 392.78	392.78
171239AL0	CHUBB INA HOLDINGS LLC 4.65 08/15/2029	09/26/2024 09/27/2024 1,250,000.00	1,272,096.75 0.00 0.00 1,271,605.71	26,802.08 29,062.50 2,583.33 4,843.75	0.00 (491.04) (491.04) 4,352.71	4,352.71
17275RBR2	CISCO SYSTEMS INC 4.85 02/26/2029	02/27/2024 02/29/2024 1,250,000.00	1,250,395.15 0.00 0.00 1,250,385.00	26,102.43 30,312.50 842.01 5,052.08	0.00 (10.15) (10.15) 5,041.93	5,041.93
24422EXD6	JOHN DEERE CAPITAL CORP 5.15 09/08/2026	09/05/2023 09/08/2023 505,000.00	504,928.36 0.00 0.00 504,937.52	10,330.76 0.00 12,498.05 2,167.29	9.16 0.00 9.16 2,176.45	2,176.45
3130AEB25	FEDERAL HOME LOAN BANKS 3.25 06/09/2028	07/24/2023 07/25/2023 2,000,000.00	1,961,984.07 0.00 0.00 1,963,223.23	9,388.89 0.00 14,805.56 5,416.67	1,239.17 0.00 1,239.17 6,655.84	6,655.84
3130ANDF4	FEDERAL HOME LOAN BANKS 0.9 07/29/2026	07/29/2021 07/29/2021 5,000,000.00	5,000,000.00 0.00 0.00 5,000,000.00	250.00 0.00 4,000.00 3,750.00	0.00 0.00 0.00 3,750.00	3,750.00
3130AXQK7	FEDERAL HOME LOAN BANKS 4.75 12/08/2028	01/29/2024 01/30/2024 2,000,000.00	2,035,595.86 0.00 0.00 2,034,638.43	13,986.11 0.00 21,902.78 7,916.67	0.00 (957.43) (957.43) 6,959.24	6,959.24
3133EPDJ1	FEDERAL FARM CREDIT BANKS FUNDING CORP 4.375 09/15/2027	03/27/2023 03/28/2023 2,000,000.00	2,016,556.69 0.00 0.00 2,015,772.28	33,055.56 0.00 40,347.22 7,291.67	0.00 (784.41) (784.41) 6,507.25	6,507.25

INCOME EARNED



City of Orange | Account #10888 | As of February 28, 2026

Cusip	Security Description	Trade Date Settle Date Units	Book Value: Begin Book Value: Acq Book Value: Disp Book Value: End	Prior Accrued Inc. Received Ending Accrued Total Interest	Accr. Of Discount Amort. Of Premium Net Accret/Amort Income Earned	Total Income
3133ERDH1	FEDERAL FARM CREDIT BANKS FUNDING CORP 4.75 04/30/2029	04/29/2024	2,102,764.18	25,214.58	0.00	8,247.13
		04/30/2024	0.00	0.00	(65.37)	
		2,100,000.00	0.00	33,527.08	(65.37)	
			2,102,698.81	8,312.50	8,247.13	
3137F8ZV8	FHMS K-123 A2 1.621 12/25/2030	02/11/2026	0.00	0.00	1,533.31	2,920.16
		02/17/2026	1,976,648.44	(1,584.98)	0.00	
		2,200,000.00	0.00	2,971.83	1,533.31	
			1,978,181.75	1,386.85	2,920.16	
3137FG6X8	FHMS K-077 A2 3.85 05/25/2028	02/11/2026	0.00	0.00	0.00	3,252.85
		02/17/2026	2,202,750.00	(3,764.44)	(41.04)	
		2,200,000.00	0.00	7,058.33	(41.04)	
			2,202,708.96	3,293.89	3,252.85	
3137FNX54	FHMS K-097 A2 2.508 07/25/2029	02/18/2026	0.00	0.00	396.75	1,511.42
		02/23/2026	1,919,062.50	(3,065.33)	0.00	
		2,000,000.00	0.00	4,180.00	396.75	
			1,919,459.25	1,114.67	1,511.42	
3137FPJG1	FHMS K-099 A2 2.595 09/25/2029	06/11/2025	1,077,170.64	2,465.25	1,248.90	3,385.45
		06/16/2025	0.00	4,601.80	0.00	
		0.00	(1,078,419.54)	0.00	1,248.90	
			0.00	2,136.55	3,385.45	
3137FRUT6	FHMS K-106 A2 2.069 01/25/2030	06/12/2025	1,384,341.80	2,586.25	2,264.64	4,850.89
		06/17/2025	0.00	2,586.25	0.00	
		1,500,000.00	0.00	2,586.25	2,264.64	
			1,386,606.43	2,586.25	4,850.89	
3137HB2L7	FHMS K-753 A2 4.4 10/25/2030	02/18/2026	0.00	0.00	0.00	1,811.39
		02/23/2026	2,040,390.63	(5,377.78)	(144.17)	
		2,000,000.00	0.00	7,333.33	(144.17)	
			2,040,246.46	1,955.55	1,811.39	
36271VAD9	GMALT 2025-1 A3 4.66 02/21/2028	02/05/2025	429,965.53	612.27	1.29	1,671.12
		02/12/2025	0.00	1,669.83	0.00	
		430,000.00	0.00	612.27	1.29	
			429,966.82	1,669.83	1,671.12	
362962AD4	GMALT 2025-2 A3 4.58 05/22/2028	05/29/2025	985,373.40	1,378.45	0.21	3,738.53
		0.00	0.00	3,759.41	(21.09)	
		985,000.00	0.00	1,378.45	(20.88)	
			985,352.52	3,759.41	3,738.53	

INCOME EARNED



City of Orange | Account #10888 | As of February 28, 2026

Cusip	Security Description	Trade Date Settle Date Units	Book Value: Begin Book Value: Acq Book Value: Disp Book Value: End	Prior Accrued Inc. Received Ending Accrued Total Interest	Accr. Of Discount Amort. Of Premium Net Accret/Amort Income Earned	Total Income
40139LBJ1	GUARDIAN LIFE GLOBAL FUNDING 4.179 09/26/2029	11/26/2024 11/27/2024 1,300,000.00	1,279,095.17 0.00 0.00 1,279,534.29	18,863.54 0.00 23,390.79 4,527.25	439.11 0.00 439.11 4,966.36	4,966.36
437076DC3	HOME DEPOT INC 4.75 06/25/2029	06/27/2024 06/28/2024 1,250,000.00	1,247,270.71 0.00 0.00 1,247,332.34	5,937.50 0.00 10,885.42 4,947.92	61.63 0.00 61.63 5,009.55	5,009.55
438123AC5	HAROT 2023-4 A3 5.67 06/21/2028	11/01/2023 11/08/2023 198,821.61	215,833.91 0.00 (17,031.92) 198,804.11	339.97 1,019.91 313.14 993.08	2.13 0.00 2.13 995.21	995.21
43813YAC6	HAROT 2024-3 A3 4.57 03/21/2029	08/09/2024 08/21/2024 630,000.00	629,932.33 0.00 0.00 629,933.98	799.75 2,399.25 799.75 2,399.25	1.66 0.00 1.66 2,400.91	2,400.91
43814VAC1	HAROT 2025-1 A3 4.57 09/21/2029	02/04/2025 02/11/2025 795,000.00	794,980.67 0.00 0.00 794,981.08	1,009.21 3,027.62 1,009.21 3,027.62	0.41 0.00 0.41 3,028.03	3,028.03
43815JAC7	HAROT 2023-1 A3 5.04 04/21/2027	02/16/2023 02/24/2023 29,258.35	38,787.07 0.00 (9,530.83) 29,256.86	54.30 162.91 40.96 149.57	0.62 0.00 0.62 150.19	150.19
44934QAD3	HART 2024-B A3 4.84 03/15/2029	07/16/2024 07/24/2024 285,000.00	284,971.12 0.00 0.00 284,971.83	613.07 1,149.50 613.07 1,149.50	0.71 0.00 0.71 1,150.21	1,150.21
44935CAD3	HART 2025-A A3 4.32 10/15/2029	03/04/2025 03/12/2025 635,000.00	634,924.54 0.00 0.00 634,926.10	1,219.20 2,286.00 1,219.20 2,286.00	1.56 0.00 1.56 2,287.56	2,287.56
44935DAD1	HALST 2025-B A3 4.53 04/17/2028	04/24/2025 04/30/2025 330,000.00	329,977.82 0.00 0.00 329,978.59	664.40 1,245.75 664.40 1,245.75	0.77 0.00 0.77 1,246.52	1,246.52

INCOME EARNED



City of Orange | Account #10888 | As of February 28, 2026

Cusip	Security Description	Trade Date Settle Date Units	Book Value: Begin Book Value: Acq Book Value: Disp Book Value: End	Prior Accrued Inc. Received Ending Accrued Total Interest	Accr. Of Discount Amort. Of Premium Net Accret/Amort Income Earned	Total Income
459058KT9	INTERNATIONAL BANK FOR RECONSTRUCTION AND DEVELOPM 3.5 07/12/2028	07/24/2023 07/26/2023 2,000,000.00	1,969,682.82 0.00 0.00 1,970,634.48	3,694.44 0.00 9,527.78 5,833.33	951.66 0.00 951.66 6,784.99	6,784.99
459058LR2	INTERNATIONAL BANK FOR RECONSTRUCTION AND DEVELOPM 4.125 03/20/2030	03/14/2025 03/20/2025 635,000.00	633,127.84 0.00 0.00 633,162.60	9,531.61 0.00 11,714.43 2,182.81	34.76 0.00 34.76 2,217.57	2,217.57
46647PEV4	JPMORGAN CHASE & CO 5.14 01/24/2031	02/11/2026 02/12/2026 1,300,000.00	1,343,264.00 0.00 1,342,753.95	(3,341.00) 6,867.61 3,526.61	0.00 (510.05) (510.05) 3,016.56	3,016.56
47786WAD2	JDOT 2024-B A3 5.2 03/15/2029	06/11/2024 06/18/2024 510,000.00	509,934.46 0.00 0.00 509,936.07	1,178.67 2,210.00 1,178.67 2,210.00	1.61 0.00 1.61 2,211.61	2,211.61
47800CAC0	JDOT 2023 A3 5.01 11/15/2027	02/22/2023 03/02/2023 115,884.46	134,861.26 0.00 (18,986.13) 115,876.79	300.31 563.08 258.04 520.80	1.66 0.00 1.66 522.46	522.46
47800DAD6	JDOT 2025 A3 4.23 09/17/2029	03/04/2025 03/11/2025 500,000.00	499,974.78 0.00 0.00 499,975.31	940.00 1,762.50 940.00 1,762.50	0.53 0.00 0.53 1,763.03	1,763.03
532457CQ9	ELI LILLY AND CO 4.2 08/14/2029	08/12/2024 08/14/2024 705,000.00	703,909.26 0.00 0.00 703,932.93	13,735.75 14,805.00 1,398.25 2,467.50	23.68 0.00 23.68 2,491.18	2,491.18
57629TBV8	MASSMUTUAL GLOBAL FUNDING II 4.95 01/10/2030	1,200,000.00	1,202,047.03 0.00 0.00 1,202,007.20	3,465.00 0.00 8,415.00 4,950.00	7.36 (47.19) (39.83) 4,910.17	4,910.17
58768YAD7	MBALT 2025-A A3 4.61 04/16/2029	05/14/2025 05/21/2025 530,000.00	529,946.99 0.00 0.00 529,948.26	1,085.91 2,036.08 1,085.91 2,036.08	1.27 0.00 1.27 2,037.35	2,037.35

INCOME EARNED



City of Orange | Account #10888 | As of February 28, 2026

Cusip	Security Description	Trade Date Settle Date Units	Book Value: Begin Book Value: Acq Book Value: Disp Book Value: End	Prior Accrued Inc. Received Ending Accrued Total Interest	Accr. Of Discount Amort. Of Premium Net Accret/Amort Income Earned	Total Income
58933YBH7	MERCK & CO INC 4.05 05/17/2028	09/26/2024 09/27/2024 1,250,000.00	1,257,311.75 0.00 0.00 1,257,057.74	10,406.25 0.00 14,625.00 4,218.75	0.00 (254.01) (254.01) 3,964.74	3,964.74
59217GFT1	METROPOLITAN LIFE GLOBAL FUNDING I 4.9 01/09/2030	01/02/2025 01/09/2025 820,000.00	818,669.73 0.00 0.00 818,695.63	2,455.44 0.00 5,803.78 3,348.33	25.90 0.00 25.90 3,374.24	3,374.24
61747YFU4	MORGAN STANLEY 4.654 10/18/2030	02/13/2026 02/17/2026 2,200,000.00	0.00 2,236,300.00 0.00 2,235,974.68	0.00 (33,844.92) 37,826.68 3,981.76	0.00 (325.32) (325.32) 3,656.44	3,656.44
62479MBH5	MUFG Bank, Ltd., New York Branch 02/17/2026	05/23/2025 05/27/2025 0.00	1,996,204.44 0.00 (2,000,000.00) 0.00	0.00 0.00 0.00 0.00	3,795.56 0.00 3,795.56 3,795.56	3,795.56
62479MH30	MUFG Bank, Ltd., New York Branch 08/03/2026	02/13/2026 02/17/2026 2,200,000.00	0.00 2,162,545.61 0.00 2,165,236.94	0.00 0.00 0.00 0.00	2,691.33 0.00 2,691.33 2,691.33	2,691.33
64952WFK4	NEW YORK LIFE GLOBAL FUNDING 4.6 12/05/2029	12/02/2024 12/05/2024 830,000.00	829,636.50 0.00 0.00 829,643.75	5,939.11 0.00 9,120.78 3,181.67	7.25 0.00 7.25 3,188.92	3,188.92
69371RS80	PACCAR FINANCIAL CORP 4.6 01/31/2029	03/27/2024 03/28/2024 1,200,000.00	1,196,711.29 0.00 0.00 1,196,795.38	153.33 27,600.00 4,753.33 32,200.00	84.10 0.00 84.10 32,284.10	32,284.10
713448FL7	PEPSICO INC 3.6 02/18/2028	03/27/2024 03/28/2024 1,500,000.00	1,475,170.92 0.00 0.00 1,476,101.59	24,450.00 27,000.00 1,950.00 4,500.00	930.68 0.00 930.68 5,430.68	5,430.68
713448FQ6	PEPSICO INC 4.55 02/13/2026	02/13/2023 02/15/2023 0.00	194,998.76 0.00 (195,000.00) 0.00	4,140.50 4,436.25 0.00 295.75	1.24 0.00 1.24 296.99	296.99

INCOME EARNED



City of Orange | Account #10888 | As of February 28, 2026

Cusip	Security Description	Trade Date Settle Date Units	Book Value: Begin Book Value: Acq Book Value: Disp Book Value: End	Prior Accrued Inc. Received Ending Accrued Total Interest	Accr. Of Discount Amort. Of Premium Net Accret/Amort Income Earned	Total Income
713448FW3	PEPSICO INC 5.125 11/10/2026	11/08/2023 11/10/2023 380,000.00	379,973.60 0.00 0.00 379,976.22	4,381.88 0.00 6,004.79 1,622.92	2.62 0.00 2.62 1,625.54	1,625.54
78016FZW7	ROYAL BANK OF CANADA 4.9 01/12/2028	03/30/2023 03/31/2023 1,000,000.00	999,183.58 0.00 0.00 999,215.78	2,586.11 0.00 6,669.44 4,083.33	32.20 0.00 32.20 4,115.53	4,115.53
828807EB9	SIMON PROPERTY GROUP LP 4.3 01/15/2031	02/18/2026 02/19/2026 1,400,000.00	0.00 1,403,920.00 0.00 1,403,897.73	0.00 (6,020.00) 8,026.67 2,006.67	0.00 (22.27) (22.27) 1,984.39	1,984.39
857477CU5	STATE STREET CORP 4.536 02/28/2028	02/25/2025 02/28/2025 1,285,000.00	1,285,000.00 0.00 0.00 1,285,000.00	24,772.23 0.00 485.73 (24,286.50)	0.00 0.00 0.00 (24,286.50)	(24,286.50)
907818GE2	UNION PACIFIC CORP 4.75 02/21/2026	02/13/2023 02/21/2023 0.00	469,994.34 0.00 (470,000.00) 0.00	9,922.22 11,162.50 0.00 1,240.28	5.66 0.00 5.66 1,245.94	1,245.94
91282CCZ2	UNITED STATES TREASURY 0.875 09/30/2026	09/30/2021 09/30/2021 3,000,000.00	2,997,432.53 0.00 0.00 2,997,730.82	8,942.31 0.00 10,961.54 2,019.23	298.30 0.00 298.30 2,317.53	2,317.53
91282CFJ5	UNITED STATES TREASURY 3.125 08/31/2029	10/30/2024 10/31/2024 2,000,000.00	1,937,172.36 0.00 0.00 1,938,518.33	26,588.40 0.00 169.84 (26,418.56)	1,345.96 0.00 1,345.96 (25,072.60)	(25,072.60)
91282CFLO	UNITED STATES TREASURY 3.875 09/30/2029	10/30/2024 10/31/2024 2,200,000.00	2,183,485.35 0.00 0.00 2,183,831.21	29,041.21 0.00 35,598.90 6,557.69	345.86 0.00 345.86 6,903.55	6,903.55
91282CFT3	UNITED STATES TREASURY 4.0 10/31/2029	04/29/2025 04/30/2025 2,500,000.00	2,519,572.10 0.00 0.00 2,519,171.50	25,690.61 0.00 33,425.41 7,734.81	0.00 (400.60) (400.60) 7,334.21	7,334.21

INCOME EARNED



City of Orange | Account #10888 | As of February 28, 2026

Cusip	Security Description	Trade Date Settle Date Units	Book Value: Begin Book Value: Acq Book Value: Disp Book Value: End	Prior Accrued Inc. Received Ending Accrued Total Interest	Accr. Of Discount Amort. Of Premium Net Accret/Amort Income Earned	Total Income
91282CGQ8	UNITED STATES TREASURY 4.0 02/28/2030	2,700,000.00	2,697,669.49 0.00 0.00 2,697,713.34	45,944.75 0.00 293.48 (45,651.27)	43.85 0.00 43.85 (45,607.42)	(45,607.42)
91282CGS4	UNITED STATES TREASURY 3.625 03/31/2030	04/29/2025 04/30/2025 2,500,000.00	2,483,646.27 0.00 0.00 2,483,947.72	30,872.25 0.00 37,843.41 6,971.15	301.45 0.00 301.45 7,272.61	7,272.61
91282CHF1	UNITED STATES TREASURY 3.75 05/31/2030	2,600,000.00	2,590,326.51 0.00 0.00 2,590,497.94	16,875.00 0.00 24,375.00 7,500.00	182.06 (10.64) 171.43 7,671.43	7,671.43
91282CKD2	UNITED STATES TREASURY 4.25 02/28/2029	03/27/2024 03/28/2024 2,200,000.00	2,204,132.98 0.00 0.00 2,204,029.94	39,776.24 0.00 254.08 (39,522.17)	0.00 (103.05) (103.05) (39,625.22)	(39,625.22)
91282CKG5	UNITED STATES TREASURY 4.125 03/31/2029	05/28/2024 05/29/2024 2,200,000.00	2,174,631.76 0.00 0.00 2,175,247.28	30,914.84 0.00 37,895.60 6,980.77	615.52 0.00 615.52 7,596.29	7,596.29
91282CKP5	UNITED STATES TREASURY 4.625 04/30/2029	2,000,000.00	2,029,209.90 0.00 0.00 2,028,519.12	23,763.81 0.00 30,918.51 7,154.70	0.00 (690.77) (690.77) 6,463.92	6,463.92
91282CKT7	UNITED STATES TREASURY 4.5 05/31/2029	06/13/2024 06/14/2024 2,200,000.00	2,216,480.37 0.00 0.00 2,216,100.57	17,134.62 0.00 24,750.00 7,615.38	0.00 (379.79) (379.79) 7,235.59	7,235.59
91282CLC3	UNITED STATES TREASURY 4.0 07/31/2029	09/26/2024 09/27/2024 2,000,000.00	2,027,797.47 0.00 0.00 2,027,187.50	220.99 40,000.00 6,408.84 46,187.85	0.00 (609.98) (609.98) 45,577.87	45,577.87
91282CMA6	UNITED STATES TREASURY 4.125 11/30/2029	12/27/2024 12/30/2024 2,400,000.00	2,373,583.17 0.00 0.00 2,374,112.26	17,134.62 0.00 24,750.00 7,615.38	529.09 0.00 529.09 8,144.48	8,144.48

INCOME EARNED



City of Orange | Account #10888 | As of February 28, 2026

Cusip	Security Description	Trade Date Settle Date Units	Book Value: Begin Book Value: Acq Book Value: Disp Book Value: End	Prior Accrued Inc. Received Ending Accrued Total Interest	Accr. Of Discount Amort. Of Premium Net Accret/Amort Income Earned	Total Income
91282CMG3	UNITED STATES TREASURY 4.25 01/31/2030	04/29/2025 04/30/2025 2,500,000.00	2,542,436.90 0.00 0.00 2,541,623.04	293.51 53,125.00 8,511.74 61,343.23	0.00 (813.86) (813.86) 60,529.37	60,529.37
91282CMZ1	UNITED STATES TREASURY 3.875 04/30/2030	05/29/2025 05/30/2025 2,700,000.00	2,684,081.33 0.00 0.00 2,684,369.07	26,878.80 0.00 34,971.34 8,092.54	287.75 0.00 287.75 8,380.29	8,380.29
91282CNN7	UNITED STATES TREASURY 3.875 07/31/2030	02/20/2026 02/23/2026 2,000,000.00	0.00 2,020,781.25 0.00 2,020,704.23	0.00 (4,924.03) 6,208.56 1,284.53	0.00 (77.02) (77.02) 1,207.52	1,207.52
91282CNX5	UNITED STATES TREASURY 3.625 08/31/2030	09/29/2025 09/29/2025 2,400,000.00	2,388,485.81 0.00 0.00 2,388,678.63	37,011.05 0.00 236.41 (36,774.64)	192.82 0.00 192.82 (36,581.82)	(36,581.82)
91324PEU2	UNITEDHEALTH GROUP INC 4.25 01/15/2029	05/28/2024 05/29/2024 1,000,000.00	979,070.46 0.00 0.00 979,613.58	1,888.89 0.00 5,430.56 3,541.67	543.12 0.00 543.12 4,084.79	4,084.79
92970QAE5	WFCIT 2024-2 A 4.29 10/15/2029	10/17/2024 10/24/2024 560,000.00	559,938.08 0.00 0.00 559,939.36	1,067.73 2,002.00 1,067.73 2,002.00	1.28 0.00 1.28 2,003.28	2,003.28
Total Fixed Income		106,599,909.37	92,473,749.82 20,514,292.79 (6,825,669.62) 106,177,576.61	724,918.51 234,058.71 702,297.06 211,437.25	21,988.34 (6,784.72) 15,203.62 226,640.87	226,640.87
TOTAL PORTFOLIO		108,946,486.25	93,155,272.24 41,167,513.57 (24,922,580.62) 108,523,747.93	724,918.51 235,149.54 702,297.06 212,528.08	23,002.22 (6,784.72) 16,217.50 228,745.58	228,745.58

CASH FLOW REPORT



City of Orange | Account #10888 | As of February 28, 2026

Payment Date	Transaction Type	CUSIP	Quantity	Security Description	Principal Amount	Income	Total Amount
MARCH 2026							
03/02/2026	Coupon	91282CNX5	0.00	UNITED STATES TREASURY 3.625 08/31/2030		43,500.00	43,500.00
03/02/2026	Coupon	91282CKD2	0.00	UNITED STATES TREASURY 4.25 02/28/2029		46,750.00	46,750.00
03/02/2026	Coupon	91282CGQ8	0.00	UNITED STATES TREASURY 4.0 02/28/2030		54,000.00	54,000.00
03/02/2026	Coupon	91282CFJ5	0.00	UNITED STATES TREASURY 3.125 08/31/2029		31,250.00	31,250.00
03/02/2026	Coupon	857477CU5	0.00	STATE STREET CORP 4.536 02/28/2028		29,143.80	29,143.80
03/02/2026	Dividend	31846V203	0.00	FIRST AMER:GVT OBLG Y	22,962.27		22,962.27
03/09/2026	Coupon	24422EXD6	505,000.00	JOHN DEERE CAPITAL CORP 5.15 09/08/2026		13,003.75	13,003.75
03/16/2026	Coupon	02582JJZ4	350,000.00	AMXCA 2023-1 A 4.87 05/15/2026		1,420.42	1,420.42
03/16/2026	Coupon	02582JKD1	1,055,000.00	AMXCA 2023-3 A 5.23 09/15/2026		4,598.04	4,598.04
03/16/2026	Coupon	05522RDJ4	505,000.00	BACCT 2024-1 A 4.93 05/15/2029		2,074.71	2,074.71
03/16/2026	Coupon	06368LAQ9	1,000,000.00	BANK OF MONTREAL 4.7 09/14/2027		23,500.00	23,500.00
03/16/2026	Coupon	161571HT4	1,060,000.00	CHAIT 2023-1 A 5.16 09/15/2028		4,558.00	4,558.00
03/16/2026	Coupon	161571HZ0	900,000.00	CHAIT 2025-1 A 4.16 07/15/2030		3,120.00	3,120.00
03/16/2026	Coupon	3133EPDJ1	2,000,000.00	FEDERAL FARM CREDIT BANKS FUNDING CORP 4.375 09/15/2027		43,750.00	43,750.00
03/16/2026	Coupon	44934QAD3	285,000.00	HART 2024-B A3 4.84 03/15/2029		1,149.50	1,149.50
03/16/2026	Coupon	44935CAD3	635,000.00	HART 2025-A A3 4.32 10/15/2029		2,286.00	2,286.00
03/16/2026	Coupon	44935DAD1	330,000.00	HALST 2025-B A3 4.53 04/17/2028		1,245.75	1,245.75
03/16/2026	Coupon	47786WAD2	510,000.00	JDOT 2024-B A3 5.2 03/15/2029		2,210.00	2,210.00
03/16/2026	Coupon	47800CAC0	115,884.46	JDOT 2023 A3 5.01 11/15/2027		508.62	508.62
03/16/2026	Principal Paydown	47800CAC0	115,884.46	JDOT 2023 A3 5.01 11/15/2027	12,067.89		12,067.89
03/16/2026	Coupon	47800DAD6	500,000.00	JDOT 2025 A3 4.23 09/17/2029		1,762.50	1,762.50
03/16/2026	Coupon	58768YAD7	530,000.00	MBALT 2025-A A3 4.61 04/16/2029		2,036.08	2,036.08
03/16/2026	Coupon	92970QAE5	560,000.00	WFCIT 2024-2 A 4.29 10/15/2029		2,002.00	2,002.00
03/20/2026	Coupon	36271VAD9	430,000.00	GMALT 2025-1 A3 4.66 02/21/2028		1,669.83	1,669.83
03/20/2026	Coupon	362962AD4	985,000.00	GMALT 2025-2 A3 4.58 05/22/2028		3,759.42	3,759.42
03/20/2026	Coupon	459058LR2	635,000.00	INTERNATIONAL BANK FOR RECONSTRUCTION AND DEVELOPM 4.125 03/20/2030		13,096.88	13,096.88
03/23/2026	Coupon	438123AC5	198,821.61	HAROT 2023-4 A3 5.67 06/21/2028		959.05	959.05
03/23/2026	Principal Paydown	438123AC5	198,821.61	HAROT 2023-4 A3 5.67 06/21/2028	14,932.88		14,932.88
03/23/2026	Coupon	43813YAC6	630,000.00	HAROT 2024-3 A3 4.57 03/21/2029		2,399.25	2,399.25

CASH FLOW REPORT



City of Orange | Account #10888 | As of February 28, 2026

Payment Date	Transaction Type	CUSIP	Quantity	Security Description	Principal Amount	Income	Total Amount
03/23/2026	Coupon	43814VAC1	795,000.00	HAROT 2025-1 A3 4.57 09/21/2029		3,027.63	3,027.63
03/23/2026	Coupon	43815JAC7	29,258.35	HAROT 2023-1 A3 5.04 04/21/2027		153.59	153.59
03/23/2026	Principal Paydown	43815JAC7	29,258.35	HAROT 2023-1 A3 5.04 04/21/2027	8,792.64		8,792.64
03/25/2026	Coupon	05592XAD2	62,556.77	BMWOT 2023-A A3 5.47 02/25/2028		285.15	285.15
03/25/2026	Principal Paydown	05592XAD2	62,556.77	BMWOT 2023-A A3 5.47 02/25/2028	1,898.85		1,898.85
03/25/2026	Coupon	096919AD7	383,388.18	BMWOT 2024-A A3 5.18 02/26/2029		1,654.96	1,654.96
03/25/2026	Principal Paydown	096919AD7	383,388.18	BMWOT 2024-A A3 5.18 02/26/2029	3,085.20		3,085.20
03/25/2026	Coupon	096924AD7	680,000.00	BMWOT 2025-A A3 4.56 09/25/2029		2,584.00	2,584.00
03/25/2026	Coupon	3137F8ZV8	2,200,000.00	FHMS K-123 A2 1.621 12/25/2030		2,971.83	2,971.83
03/25/2026	Coupon	3137FG6X8	2,200,000.00	FHMS K-077 A2 3.85 05/25/2028		7,058.33	7,058.33
03/25/2026	Coupon	3137FNX54	2,000,000.00	FHMS K-097 A2 2.508 07/25/2029		4,180.00	4,180.00
03/25/2026	Coupon	3137FRUT6	1,500,000.00	FHMS K-106 A2 2.069 01/25/2030		2,586.25	2,586.25
03/25/2026	Coupon	3137HB2L7	2,000,000.00	FHMS K-753 A2 4.4 10/25/2030		7,333.33	7,333.33
03/26/2026	Coupon	40139LBJ1	1,300,000.00	GUARDIAN LIFE GLOBAL FUNDING 4.179 09/26/2029		27,163.50	27,163.50
03/31/2026	Coupon	91282CCZ2	3,000,000.00	UNITED STATES TREASURY 0.875 09/30/2026		13,125.00	13,125.00
03/31/2026	Coupon	91282CFLO	2,200,000.00	UNITED STATES TREASURY 3.875 09/30/2029		42,625.00	42,625.00
03/31/2026	Coupon	91282CGS4	2,500,000.00	UNITED STATES TREASURY 3.625 03/31/2030		45,312.50	45,312.50
03/31/2026	Coupon	91282CKG5	2,200,000.00	UNITED STATES TREASURY 4.125 03/31/2029		45,375.00	45,375.00
March 2026 Total					63,739.73	541,189.68	604,929.41
APRIL 2026							
04/15/2026	Coupon	02582JJZ4	350,000.00	AMXCA 2023-1 A 4.87 05/15/2026		1,420.42	1,420.42
04/15/2026	Coupon	02582JKD1	1,055,000.00	AMXCA 2023-3 A 5.23 09/15/2026		4,598.04	4,598.04
04/15/2026	Coupon	05522RDJ4	505,000.00	BACCT 2024-1 A 4.93 05/15/2029		2,074.71	2,074.71
04/15/2026	Coupon	161571HT4	1,060,000.00	CHAIT 2023-1 A 5.16 09/15/2028		4,558.00	4,558.00
04/15/2026	Coupon	161571HZ0	900,000.00	CHAIT 2025-1 A 4.16 07/15/2030		3,120.00	3,120.00
04/15/2026	Coupon	44934QAD3	285,000.00	HART 2024-B A3 4.84 03/15/2029		1,149.50	1,149.50
04/15/2026	Principal Paydown	44934QAD3	285,000.00	HART 2024-B A3 4.84 03/15/2029	2,968.38		2,968.38
04/15/2026	Coupon	44935CAD3	635,000.00	HART 2025-A A3 4.32 10/15/2029		2,286.00	2,286.00
04/15/2026	Coupon	44935DAD1	330,000.00	HALST 2025-B A3 4.53 04/17/2028		1,245.75	1,245.75
04/15/2026	Coupon	47786WAD2	510,000.00	JDOT 2024-B A3 5.2 03/15/2029		2,210.00	2,210.00
04/15/2026	Principal Paydown	47786WAD2	510,000.00	JDOT 2024-B A3 5.2 03/15/2029	28,279.50		28,279.50

CASH FLOW REPORT



City of Orange | Account #10888 | As of February 28, 2026

Payment Date	Transaction Type	CUSIP	Quantity	Security Description	Principal Amount	Income	Total Amount
04/15/2026	Coupon	47800CAC0	115,884.46	JDOT 2023 A3 5.01 11/15/2027		458.24	458.24
04/15/2026	Principal Paydown	47800CAC0	115,884.46	JDOT 2023 A3 5.01 11/15/2027	14,961.06		14,961.06
04/15/2026	Coupon	47800DAD6	500,000.00	JDOT 2025 A3 4.23 09/17/2029		1,762.50	1,762.50
04/15/2026	Coupon	58768YAD7	530,000.00	MBALT 2025-A A3 4.61 04/16/2029		2,036.08	2,036.08
04/15/2026	Coupon	92970QAE5	560,000.00	WFCIT 2024-2 A 4.29 10/15/2029		2,002.00	2,002.00
04/20/2026	Coupon	36271VAD9	430,000.00	GMALT 2025-1 A3 4.66 02/21/2028		1,669.83	1,669.83
04/20/2026	Coupon	362962AD4	985,000.00	GMALT 2025-2 A3 4.58 05/22/2028		3,759.42	3,759.42
04/20/2026	Coupon	61747YFU4	2,200,000.00	MORGAN STANLEY 4.654 10/18/2030		51,194.00	51,194.00
04/21/2026	Coupon	438123AC5	198,821.61	HAROT 2023-4 A3 5.67 06/21/2028		888.50	888.50
04/21/2026	Principal Paydown	438123AC5	198,821.61	HAROT 2023-4 A3 5.67 06/21/2028	15,320.56		15,320.56
04/21/2026	Coupon	43813YAC6	630,000.00	HAROT 2024-3 A3 4.57 03/21/2029		2,399.25	2,399.25
04/21/2026	Principal Paydown	43813YAC6	630,000.00	HAROT 2024-3 A3 4.57 03/21/2029	18,287.21		18,287.21
04/21/2026	Coupon	43814VAC1	795,000.00	HAROT 2025-1 A3 4.57 09/21/2029		3,027.63	3,027.63
04/21/2026	Coupon	43815JAC7	29,258.35	HAROT 2023-1 A3 5.04 04/21/2027		116.66	116.66
04/21/2026	Principal Paydown	43815JAC7	29,258.35	HAROT 2023-1 A3 5.04 04/21/2027	8,875.13		8,875.13
04/27/2026	Coupon	05592XAD2	62,556.77	BMWOT 2023-A A3 5.47 02/25/2028		276.50	276.50
04/27/2026	Principal Paydown	05592XAD2	62,556.77	BMWOT 2023-A A3 5.47 02/25/2028	7,273.40		7,273.40
04/27/2026	Coupon	096919AD7	383,388.18	BMWOT 2024-A A3 5.18 02/26/2029		1,641.64	1,641.64
04/27/2026	Principal Paydown	096919AD7	383,388.18	BMWOT 2024-A A3 5.18 02/26/2029	22,939.13		22,939.13
04/27/2026	Coupon	096924AD7	680,000.00	BMWOT 2025-A A3 4.56 09/25/2029		2,584.00	2,584.00
04/27/2026	Coupon	3137F8ZV8	2,200,000.00	FHMS K-123 A2 1.621 12/25/2030		2,971.83	2,971.83
04/27/2026	Coupon	3137FG6X8	2,200,000.00	FHMS K-077 A2 3.85 05/25/2028		7,058.33	7,058.33
04/27/2026	Coupon	3137FNX54	2,000,000.00	FHMS K-097 A2 2.508 07/25/2029		4,180.00	4,180.00
04/27/2026	Coupon	3137FRUT6	1,500,000.00	FHMS K-106 A2 2.069 01/25/2030		2,586.25	2,586.25
04/27/2026	Coupon	3137HB2L7	2,000,000.00	FHMS K-753 A2 4.4 10/25/2030		7,333.33	7,333.33
04/30/2026	Coupon	3133ERDH1	2,100,000.00	FEDERAL FARM CREDIT BANKS FUNDING CORP 4.75 04/30/2029		49,875.00	49,875.00
04/30/2026	Coupon	91282CFT3	2,500,000.00	UNITED STATES TREASURY 4.0 10/31/2029		50,000.00	50,000.00
04/30/2026	Coupon	91282CKP5	2,000,000.00	UNITED STATES TREASURY 4.625 04/30/2029		46,250.00	46,250.00
04/30/2026	Coupon	91282CMZ1	2,700,000.00	UNITED STATES TREASURY 3.875 04/30/2030		52,312.50	52,312.50
April 2026 Total					118,904.36	319,045.91	437,950.27
MAY 2026							

CASH FLOW REPORT



City of Orange | Account #10888 | As of February 28, 2026

Payment Date	Transaction Type	CUSIP	Quantity	Security Description	Principal Amount	Income	Total Amount
05/11/2026	Coupon	713448FW3	380,000.00	PEPSICO INC 5.125 11/10/2026		9,737.50	9,737.50
05/15/2026	Coupon	02582JJZ4	350,000.00	AMXCA 2023-1 A 4.87 05/15/2026		1,420.42	1,420.42
05/15/2026	Final Maturity	02582JJZ4	350,000.00	AMXCA 2023-1 A 4.87 05/15/2026	350,000.00		350,000.00
05/15/2026	Coupon	02582JKD1	1,055,000.00	AMXCA 2023-3 A 5.23 09/15/2026		4,598.04	4,598.04
05/15/2026	Coupon	05522RDJ4	505,000.00	BACCT 2024-1 A 4.93 05/15/2029		2,074.71	2,074.71
05/15/2026	Coupon	161571HT4	1,060,000.00	CHAIT 2023-1 A 5.16 09/15/2028		4,558.00	4,558.00
05/15/2026	Coupon	161571HZ0	900,000.00	CHAIT 2025-1 A 4.16 07/15/2030		3,120.00	3,120.00
05/15/2026	Coupon	44934QAD3	285,000.00	HART 2024-B A3 4.84 03/15/2029		1,137.53	1,137.53
05/15/2026	Principal Paydown	44934QAD3	285,000.00	HART 2024-B A3 4.84 03/15/2029	15,883.28		15,883.28
05/15/2026	Coupon	44935CAD3	635,000.00	HART 2025-A A3 4.32 10/15/2029		2,286.00	2,286.00
05/15/2026	Coupon	44935DAD1	330,000.00	HALST 2025-B A3 4.53 04/17/2028		1,245.75	1,245.75
05/15/2026	Coupon	47786WAD2	510,000.00	JDOT 2024-B A3 5.2 03/15/2029		2,087.46	2,087.46
05/15/2026	Principal Paydown	47786WAD2	510,000.00	JDOT 2024-B A3 5.2 03/15/2029	32,584.11		32,584.11
05/15/2026	Coupon	47800CAC0	115,884.46	JDOT 2023 A3 5.01 11/15/2027		395.78	395.78
05/15/2026	Principal Paydown	47800CAC0	115,884.46	JDOT 2023 A3 5.01 11/15/2027	14,976.79		14,976.79
05/15/2026	Coupon	47800DAD6	500,000.00	JDOT 2025 A3 4.23 09/17/2029		1,762.50	1,762.50
05/15/2026	Coupon	58768YAD7	530,000.00	MBALT 2025-A A3 4.61 04/16/2029		2,036.08	2,036.08
05/15/2026	Coupon	92970QAE5	560,000.00	WFCIT 2024-2 A 4.29 10/15/2029		2,002.00	2,002.00
05/18/2026	Coupon	58933YBH7	1,250,000.00	MERCK & CO INC 4.05 05/17/2028		25,312.50	25,312.50
05/20/2026	Coupon	36271VAD9	430,000.00	GMALT 2025-1 A3 4.66 02/21/2028		1,669.83	1,669.83
05/20/2026	Coupon	362962AD4	985,000.00	GMALT 2025-2 A3 4.58 05/22/2028		3,759.42	3,759.42
05/21/2026	Coupon	438123AC5	198,821.61	HAROT 2023-4 A3 5.67 06/21/2028		816.11	816.11
05/21/2026	Principal Paydown	438123AC5	198,821.61	HAROT 2023-4 A3 5.67 06/21/2028	14,758.93		14,758.93
05/21/2026	Coupon	43813YAC6	630,000.00	HAROT 2024-3 A3 4.57 03/21/2029		2,329.61	2,329.61
05/21/2026	Principal Paydown	43813YAC6	630,000.00	HAROT 2024-3 A3 4.57 03/21/2029	37,522.75		37,522.75
05/21/2026	Coupon	43814VAC1	795,000.00	HAROT 2025-1 A3 4.57 09/21/2029		3,027.63	3,027.63
05/21/2026	Coupon	43815JAC7	29,258.35	HAROT 2023-1 A3 5.04 04/21/2027		79.39	79.39
05/21/2026	Principal Paydown	43815JAC7	29,258.35	HAROT 2023-1 A3 5.04 04/21/2027	8,556.61		8,556.61
05/25/2026	Coupon	05592XAD2	62,556.77	BMWOT 2023-A A3 5.47 02/25/2028		243.34	243.34
05/25/2026	Principal Paydown	05592XAD2	62,556.77	BMWOT 2023-A A3 5.47 02/25/2028	6,374.37		6,374.37
05/25/2026	Coupon	096919AD7	383,388.18	BMWOT 2024-A A3 5.18 02/26/2029		1,542.62	1,542.62
05/25/2026	Principal Paydown	096919AD7	383,388.18	BMWOT 2024-A A3 5.18 02/26/2029	22,045.56		22,045.56

CASH FLOW REPORT



City of Orange | Account #10888 | As of February 28, 2026

Payment Date	Transaction Type	CUSIP	Quantity	Security Description	Principal Amount	Income	Total Amount
05/25/2026	Coupon	096924AD7	680,000.00	BMWOT 2025-A A3 4.56 09/25/2029		2,584.00	2,584.00
05/25/2026	Coupon	3137F8ZV8	2,200,000.00	FHMS K-123 A2 1.621 12/25/2030		2,971.83	2,971.83
05/25/2026	Coupon	3137FG6X8	2,200,000.00	FHMS K-077 A2 3.85 05/25/2028		7,058.33	7,058.33
05/25/2026	Coupon	3137FNX54	2,000,000.00	FHMS K-097 A2 2.508 07/25/2029		4,180.00	4,180.00
05/25/2026	Coupon	3137FRUT6	1,500,000.00	FHMS K-106 A2 2.069 01/25/2030		2,586.25	2,586.25
05/25/2026	Coupon	3137HB2L7	2,000,000.00	FHMS K-753 A2 4.4 10/25/2030		7,333.33	7,333.33
May 2026 Total					502,702.40	103,955.95	606,658.35
JUNE 2026							
06/01/2026	Coupon	91282CHF1	2,600,000.00	UNITED STATES TREASURY 3.75 05/31/2030		48,750.00	48,750.00
06/01/2026	Coupon	91282CKT7	2,200,000.00	UNITED STATES TREASURY 4.5 05/31/2029		49,500.00	49,500.00
06/01/2026	Coupon	91282CMA6	2,400,000.00	UNITED STATES TREASURY 4.125 11/30/2029		49,500.00	49,500.00
06/05/2026	Coupon	64952WFK4	830,000.00	NEW YORK LIFE GLOBAL FUNDING 4.6 12/05/2029		19,090.00	19,090.00
06/08/2026	Coupon	3130AXQK7	2,000,000.00	FEDERAL HOME LOAN BANKS 4.75 12/08/2028		47,500.00	47,500.00
06/09/2026	Coupon	3130AEB25	2,000,000.00	FEDERAL HOME LOAN BANKS 3.25 06/09/2028		32,500.00	32,500.00
06/15/2026	Coupon	02582JKD1	1,055,000.00	AMXCA 2023-3 A 5.23 09/15/2026		4,598.04	4,598.04
06/15/2026	Coupon	05522RDJ4	505,000.00	BACCT 2024-1 A 4.93 05/15/2029		2,074.71	2,074.71
06/15/2026	Coupon	161571HT4	1,060,000.00	CHAIT 2023-1 A 5.16 09/15/2028		4,558.00	4,558.00
06/15/2026	Coupon	161571HZ0	900,000.00	CHAIT 2025-1 A 4.16 07/15/2030		3,120.00	3,120.00
06/15/2026	Coupon	44934QAD3	285,000.00	HART 2024-B A3 4.84 03/15/2029		1,073.47	1,073.47
06/15/2026	Principal Paydown	44934QAD3	285,000.00	HART 2024-B A3 4.84 03/15/2029	15,577.38		15,577.38
06/15/2026	Coupon	44935CAD3	635,000.00	HART 2025-A A3 4.32 10/15/2029		2,286.00	2,286.00
06/15/2026	Coupon	44935DAD1	330,000.00	HALST 2025-B A3 4.53 04/17/2028		1,245.75	1,245.75
06/15/2026	Coupon	47786WAD2	510,000.00	JDOT 2024-B A3 5.2 03/15/2029		1,946.26	1,946.26
06/15/2026	Principal Paydown	47786WAD2	510,000.00	JDOT 2024-B A3 5.2 03/15/2029	20,718.90		20,718.90
06/15/2026	Coupon	47800CAC0	115,884.46	JDOT 2023 A3 5.01 11/15/2027		333.25	333.25
06/15/2026	Principal Paydown	47800CAC0	115,884.46	JDOT 2023 A3 5.01 11/15/2027	13,100.06		13,100.06
06/15/2026	Coupon	47800DAD6	500,000.00	JDOT 2025 A3 4.23 09/17/2029		1,762.50	1,762.50
06/15/2026	Coupon	58768YAD7	530,000.00	MBALT 2025-A A3 4.61 04/16/2029		2,036.08	2,036.08
06/15/2026	Coupon	92970QAE5	560,000.00	WFCIT 2024-2 A 4.29 10/15/2029		2,002.00	2,002.00
06/22/2026	Coupon	36271VAD9	430,000.00	GMALT 2025-1 A3 4.66 02/21/2028		1,669.83	1,669.83
06/22/2026	Coupon	362962AD4	985,000.00	GMALT 2025-2 A3 4.58 05/22/2028		3,759.42	3,759.42

CASH FLOW REPORT



City of Orange | Account #10888 | As of February 28, 2026

Payment Date	Transaction Type	CUSIP	Quantity	Security Description	Principal Amount	Income	Total Amount
06/22/2026	Coupon	438123AC5	198,821.61	HAROT 2023-4 A3 5.67 06/21/2028		746.37	746.37
06/22/2026	Principal Paydown	438123AC5	198,821.61	HAROT 2023-4 A3 5.67 06/21/2028	12,416.46		12,416.46
06/22/2026	Coupon	43813YAC6	630,000.00	HAROT 2024-3 A3 4.57 03/21/2029		2,186.71	2,186.71
06/22/2026	Principal Paydown	43813YAC6	630,000.00	HAROT 2024-3 A3 4.57 03/21/2029	36,833.76		36,833.76
06/22/2026	Coupon	43814VAC1	795,000.00	HAROT 2025-1 A3 4.57 09/21/2029		3,027.63	3,027.63
06/22/2026	Coupon	43815JAC7	29,258.35	HAROT 2023-1 A3 5.04 04/21/2027		43.45	43.45
06/22/2026	Principal Paydown	43815JAC7	29,258.35	HAROT 2023-1 A3 5.04 04/21/2027	8,353.05		8,353.05
06/25/2026	Coupon	05592XAD2	62,556.77	BMWOT 2023-A A3 5.47 02/25/2028		214.29	214.29
06/25/2026	Principal Paydown	05592XAD2	62,556.77	BMWOT 2023-A A3 5.47 02/25/2028	6,280.28		6,280.28
06/25/2026	Coupon	096919AD7	383,388.18	BMWOT 2024-A A3 5.18 02/26/2029		1,447.46	1,447.46
06/25/2026	Principal Paydown	096919AD7	383,388.18	BMWOT 2024-A A3 5.18 02/26/2029	21,784.95		21,784.95
06/25/2026	Coupon	096924AD7	680,000.00	BMWOT 2025-A A3 4.56 09/25/2029		2,584.00	2,584.00
06/25/2026	Coupon	3137F8ZV8	2,200,000.00	FHMS K-123 A2 1.621 12/25/2030		2,971.83	2,971.83
06/25/2026	Coupon	3137FG6X8	2,200,000.00	FHMS K-077 A2 3.85 05/25/2028		7,058.33	7,058.33
06/25/2026	Coupon	3137FNX54	2,000,000.00	FHMS K-097 A2 2.508 07/25/2029		4,180.00	4,180.00
06/25/2026	Coupon	3137FRUT6	1,500,000.00	FHMS K-106 A2 2.069 01/25/2030		2,586.25	2,586.25
06/25/2026	Coupon	3137HB2L7	2,000,000.00	FHMS K-753 A2 4.4 10/25/2030		7,333.33	7,333.33
06/25/2026	Coupon	437076DC3	1,250,000.00	HOME DEPOT INC 4.75 06/25/2029		29,687.50	29,687.50
June 2026 Total					135,064.85	343,372.45	478,437.30
JULY 2026							
07/08/2026	Coupon	14913UAX8	960,000.00	CATERPILLAR FINANCIAL SERVICES CORP 4.8 01/08/2030		23,040.00	23,040.00
07/09/2026	Coupon	59217GFT1	820,000.00	METROPOLITAN LIFE GLOBAL FUNDING I 4.9 01/09/2030		20,090.00	20,090.00
07/10/2026	Coupon	57629TBV8	1,200,000.00	MASSMUTUAL GLOBAL FUNDING II 4.95 01/10/2030		29,700.00	29,700.00
07/13/2026	Coupon	459058KT9	2,000,000.00	INTERNATIONAL BANK FOR RECONSTRUCTION AND DEVELOPM 3.5 07/12/2028		35,000.00	35,000.00
07/13/2026	Coupon	78016FZW7	1,000,000.00	ROYAL BANK OF CANADA 4.9 01/12/2028		24,500.00	24,500.00
07/15/2026	Coupon	02582JKD1	1,055,000.00	AMXCA 2023-3 A 5.23 09/15/2026		4,598.04	4,598.04
07/15/2026	Coupon	05522RDJ4	505,000.00	BACCT 2024-1 A 4.93 05/15/2029		2,074.71	2,074.71
07/15/2026	Coupon	161571HT4	1,060,000.00	CHAIT 2023-1 A 5.16 09/15/2028		4,558.00	4,558.00

CASH FLOW REPORT



City of Orange | Account #10888 | As of February 28, 2026

Payment Date	Transaction Type	CUSIP	Quantity	Security Description	Principal Amount	Income	Total Amount
07/15/2026	Coupon	161571HZ0	900,000.00	CHAIT 2025-1 A 4.16 07/15/2030		3,120.00	3,120.00
07/15/2026	Coupon	44934QAD3	285,000.00	HART 2024-B A3 4.84 03/15/2029		1,010.64	1,010.64
07/15/2026	Principal Paydown	44934QAD3	285,000.00	HART 2024-B A3 4.84 03/15/2029	15,280.31		15,280.31
07/15/2026	Coupon	44935CAD3	635,000.00	HART 2025-A A3 4.32 10/15/2029		2,286.00	2,286.00
07/15/2026	Coupon	44935DAD1	330,000.00	HALST 2025-B A3 4.53 04/17/2028		1,245.75	1,245.75
07/15/2026	Coupon	47786WAD2	510,000.00	JDOT 2024-B A3 5.2 03/15/2029		1,856.48	1,856.48
07/15/2026	Principal Paydown	47786WAD2	510,000.00	JDOT 2024-B A3 5.2 03/15/2029	23,042.45		23,042.45
07/15/2026	Coupon	47800CAC0	115,884.46	JDOT 2023 A3 5.01 11/15/2027		278.56	278.56
07/15/2026	Principal Paydown	47800CAC0	115,884.46	JDOT 2023 A3 5.01 11/15/2027	13,573.30		13,573.30
07/15/2026	Coupon	47800DAD6	500,000.00	JDOT 2025 A3 4.23 09/17/2029		1,762.50	1,762.50
07/15/2026	Coupon	58768YAD7	530,000.00	MBALT 2025-A A3 4.61 04/16/2029		2,036.08	2,036.08
07/15/2026	Coupon	828807EB9	1,400,000.00	SIMON PROPERTY GROUP LP 4.3 01/15/2031		30,434.44	30,434.44
07/15/2026	Coupon	91324PEU2	1,000,000.00	UNITEDHEALTH GROUP INC 4.25 01/15/2029		21,250.00	21,250.00
07/15/2026	Coupon	92970QAE5	560,000.00	WFCIT 2024-2 A 4.29 10/15/2029		2,002.00	2,002.00
07/20/2026	Coupon	06051GGF0	1,250,000.00	BANK OF AMERICA CORP 3.824 01/20/2028		23,900.00	23,900.00
07/20/2026	Coupon	36271VAD9	430,000.00	GMALT 2025-1 A3 4.66 02/21/2028		1,669.83	1,669.83
07/20/2026	Principal Paydown	36271VAD9	430,000.00	GMALT 2025-1 A3 4.66 02/21/2028	9,347.29		9,347.29
07/20/2026	Coupon	362962AD4	985,000.00	GMALT 2025-2 A3 4.58 05/22/2028		3,759.42	3,759.42
07/21/2026	Coupon	438123AC5	198,821.61	HAROT 2023-4 A3 5.67 06/21/2028		687.70	687.70
07/21/2026	Principal Paydown	438123AC5	198,821.61	HAROT 2023-4 A3 5.67 06/21/2028	12,141.75		12,141.75
07/21/2026	Coupon	43813YAC6	630,000.00	HAROT 2024-3 A3 4.57 03/21/2029		2,046.43	2,046.43
07/21/2026	Principal Paydown	43813YAC6	630,000.00	HAROT 2024-3 A3 4.57 03/21/2029	36,059.58		36,059.58
07/21/2026	Coupon	43814VAC1	795,000.00	HAROT 2025-1 A3 4.57 09/21/2029		3,027.63	3,027.63
07/21/2026	Coupon	43815JAC7	29,258.35	HAROT 2023-1 A3 5.04 04/21/2027		8.37	8.37
07/21/2026	Effective Maturity	43815JAC7	29,258.35	HAROT 2023-1 A3 5.04 04/21/2027	1,992.11		1,992.11
07/24/2026	Coupon	46647PEV4	1,300,000.00	JPMORGAN CHASE & CO 5.14 01/24/2031		33,410.00	33,410.00
07/27/2026	Coupon	05592XAD2	62,556.77	BMWOT 2023-A A3 5.47 02/25/2028		185.66	185.66
07/27/2026	Principal Paydown	05592XAD2	62,556.77	BMWOT 2023-A A3 5.47 02/25/2028	6,156.90		6,156.90
07/27/2026	Coupon	096919AD7	383,388.18	BMWOT 2024-A A3 5.18 02/26/2029		1,353.42	1,353.42
07/27/2026	Principal Paydown	096919AD7	383,388.18	BMWOT 2024-A A3 5.18 02/26/2029	21,352.34		21,352.34
07/27/2026	Coupon	096924AD7	680,000.00	BMWOT 2025-A A3 4.56 09/25/2029		2,584.00	2,584.00
07/27/2026	Coupon	3137F8ZV8	2,200,000.00	FHMS K-123 A2 1.621 12/25/2030		2,971.83	2,971.83

CASH FLOW REPORT



City of Orange | Account #10888 | As of February 28, 2026

Payment Date	Transaction Type	CUSIP	Quantity	Security Description	Principal Amount	Income	Total Amount
07/27/2026	Coupon	3137FG6X8	2,200,000.00	FHMS K-077 A2 3.85 05/25/2028		7,058.33	7,058.33
07/27/2026	Coupon	3137FNX54	2,000,000.00	FHMS K-097 A2 2.508 07/25/2029		4,180.00	4,180.00
07/27/2026	Coupon	3137FRUT6	1,500,000.00	FHMS K-106 A2 2.069 01/25/2030		2,586.25	2,586.25
07/27/2026	Coupon	3137HB2L7	2,000,000.00	FHMS K-753 A2 4.4 10/25/2030		7,333.33	7,333.33
07/29/2026	Coupon	3130ANDF4	5,000,000.00	FEDERAL HOME LOAN BANKS 0.9 07/29/2026		22,500.00	22,500.00
07/29/2026	Final Maturity	3130ANDF4	5,000,000.00	FEDERAL HOME LOAN BANKS 0.9 07/29/2026	5,000,000.00		5,000,000.00
07/31/2026	Coupon	69371RS80	1,200,000.00	PACCAR FINANCIAL CORP 4.6 01/31/2029		27,600.00	27,600.00
07/31/2026	Coupon	91282CLC3	2,000,000.00	UNITED STATES TREASURY 4.0 07/31/2029		40,000.00	40,000.00
07/31/2026	Coupon	91282CMG3	2,500,000.00	UNITED STATES TREASURY 4.25 01/31/2030		53,125.00	53,125.00
07/31/2026	Coupon	91282CNN7	2,000,000.00	UNITED STATES TREASURY 3.875 07/31/2030		38,750.00	38,750.00
July 2026 Total					5,138,946.01	489,580.40	5,628,526.42
AUGUST 2026							
08/03/2026	Final Maturity	62479MH30	2,200,000.00	MUFG Bank, Ltd., New York Branch 08/03/2026	2,200,000.00		2,200,000.00
08/14/2026	Coupon	532457CQ9	705,000.00	ELI LILLY AND CO 4.2 08/14/2029		14,805.00	14,805.00
08/17/2026	Coupon	02079KBK2	1,300,000.00	ALPHABET INC 4.1 02/15/2031		26,946.11	26,946.11
08/17/2026	Coupon	02582JKD1	1,055,000.00	AMXCA 2023-3 A 5.23 09/15/2026		4,598.04	4,598.04
08/17/2026	Coupon	05522RDJ4	505,000.00	BACCT 2024-1 A 4.93 05/15/2029		2,074.71	2,074.71
08/17/2026	Coupon	161571HT4	1,060,000.00	CHAIT 2023-1 A 5.16 09/15/2028		4,558.00	4,558.00
08/17/2026	Coupon	161571HZ0	900,000.00	CHAIT 2025-1 A 4.16 07/15/2030		3,120.00	3,120.00
08/17/2026	Coupon	171239AL0	1,250,000.00	CHUBB INA HOLDINGS LLC 4.65 08/15/2029		29,062.50	29,062.50
08/17/2026	Coupon	44934QAD3	285,000.00	HART 2024-B A3 4.84 03/15/2029		949.01	949.01
08/17/2026	Principal Paydown	44934QAD3	285,000.00	HART 2024-B A3 4.84 03/15/2029	14,878.34		14,878.34
08/17/2026	Coupon	44935CAD3	635,000.00	HART 2025-A A3 4.32 10/15/2029		2,286.00	2,286.00
08/17/2026	Coupon	44935DAD1	330,000.00	HALST 2025-B A3 4.53 04/17/2028		1,245.75	1,245.75
08/17/2026	Coupon	47786WAD2	510,000.00	JDOT 2024-B A3 5.2 03/15/2029		1,756.63	1,756.63
08/17/2026	Principal Paydown	47786WAD2	510,000.00	JDOT 2024-B A3 5.2 03/15/2029	23,830.53		23,830.53
08/17/2026	Coupon	47800CAC0	115,884.46	JDOT 2023 A3 5.01 11/15/2027		221.89	221.89
08/17/2026	Principal Paydown	47800CAC0	115,884.46	JDOT 2023 A3 5.01 11/15/2027	12,616.20		12,616.20
08/17/2026	Coupon	47800DAD6	500,000.00	JDOT 2025 A3 4.23 09/17/2029		1,762.50	1,762.50
08/17/2026	Coupon	58768YAD7	530,000.00	MBALT 2025-A A3 4.61 04/16/2029		2,036.08	2,036.08
08/17/2026	Coupon	92970QAE5	560,000.00	WFCIT 2024-2 A 4.29 10/15/2029		2,002.00	2,002.00
08/18/2026	Coupon	713448FL7	1,500,000.00	PEPSICO INC 3.6 02/18/2028		27,000.00	27,000.00

CASH FLOW REPORT



City of Orange | Account #10888 | As of February 28, 2026

Payment Date	Transaction Type	CUSIP	Quantity	Security Description	Principal Amount	Income	Total Amount
08/20/2026	Coupon	36271VAD9	430,000.00	GMALT 2025-1 A3 4.66 02/21/2028		1,633.53	1,633.53
08/20/2026	Principal Paydown	36271VAD9	430,000.00	GMALT 2025-1 A3 4.66 02/21/2028	50,663.44		50,663.44
08/20/2026	Coupon	362962AD4	985,000.00	GMALT 2025-2 A3 4.58 05/22/2028		3,759.42	3,759.42
08/21/2026	Coupon	438123AC5	198,821.61	HAROT 2023-4 A3 5.67 06/21/2028		630.33	630.33
08/21/2026	Principal Paydown	438123AC5	198,821.61	HAROT 2023-4 A3 5.67 06/21/2028	11,812.31		11,812.31
08/21/2026	Coupon	43813YAC6	630,000.00	HAROT 2024-3 A3 4.57 03/21/2029		1,909.10	1,909.10
08/21/2026	Principal Paydown	43813YAC6	630,000.00	HAROT 2024-3 A3 4.57 03/21/2029	35,014.90		35,014.90
08/21/2026	Coupon	43814VAC1	795,000.00	HAROT 2025-1 A3 4.57 09/21/2029		3,027.63	3,027.63
08/25/2026	Coupon	05592XAD2	62,556.77	BMWOT 2023-A A3 5.47 02/25/2028		157.60	157.60
08/25/2026	Principal Paydown	05592XAD2	62,556.77	BMWOT 2023-A A3 5.47 02/25/2028	6,008.24		6,008.24
08/25/2026	Coupon	096919AD7	383,388.18	BMWOT 2024-A A3 5.18 02/26/2029		1,261.25	1,261.25
08/25/2026	Principal Paydown	096919AD7	383,388.18	BMWOT 2024-A A3 5.18 02/26/2029	20,799.19		20,799.19
08/25/2026	Coupon	096924AD7	680,000.00	BMWOT 2025-A A3 4.56 09/25/2029		2,584.00	2,584.00
08/25/2026	Principal Paydown	096924AD7	680,000.00	BMWOT 2025-A A3 4.56 09/25/2029	12,809.06		12,809.06
08/25/2026	Coupon	3137F8ZV8	2,200,000.00	FHMS K-123 A2 1.621 12/25/2030		2,971.83	2,971.83
08/25/2026	Coupon	3137FG6X8	2,200,000.00	FHMS K-077 A2 3.85 05/25/2028		7,058.33	7,058.33
08/25/2026	Coupon	3137FNX54	2,000,000.00	FHMS K-097 A2 2.508 07/25/2029		4,180.00	4,180.00
08/25/2026	Coupon	3137FRUT6	1,500,000.00	FHMS K-106 A2 2.069 01/25/2030		2,586.25	2,586.25
08/25/2026	Coupon	3137HB2L7	2,000,000.00	FHMS K-753 A2 4.4 10/25/2030		7,333.33	7,333.33
08/26/2026	Coupon	17275RBR2	1,250,000.00	CISCO SYSTEMS INC 4.85 02/26/2029		30,312.50	30,312.50
08/28/2026	Coupon	857477CU5	1,285,000.00	STATE STREET CORP 4.536 02/28/2028		29,143.80	29,143.80
08/31/2026	Coupon	91282CFJ5	2,000,000.00	UNITED STATES TREASURY 3.125 08/31/2029		31,250.00	31,250.00
08/31/2026	Coupon	91282CGQ8	2,700,000.00	UNITED STATES TREASURY 4.0 02/28/2030		54,000.00	54,000.00
08/31/2026	Coupon	91282CKD2	2,200,000.00	UNITED STATES TREASURY 4.25 02/28/2029		46,750.00	46,750.00
08/31/2026	Coupon	91282CNX5	2,400,000.00	UNITED STATES TREASURY 3.625 08/31/2030		43,500.00	43,500.00
August 2026 Total					2,388,432.22	398,473.12	2,786,905.34
SEPTEMBER 2026							
09/08/2026	Coupon	24422EXD6	505,000.00	JOHN DEERE CAPITAL CORP 5.15 09/08/2026		13,003.75	13,003.75
09/08/2026	Final Maturity	24422EXD6	505,000.00	JOHN DEERE CAPITAL CORP 5.15 09/08/2026	505,000.00		505,000.00
09/09/2026	Coupon	002824BR0	1,000,000.00	ABBOTT LABORATORIES 3.7 03/09/2029		18,500.00	18,500.00
09/14/2026	Coupon	06368LAQ9	1,000,000.00	BANK OF MONTREAL 4.7 09/14/2027		23,500.00	23,500.00
09/15/2026	Coupon	02582JKD1	1,055,000.00	AMXCA 2023-3 A 5.23 09/15/2026		4,598.04	4,598.04

CASH FLOW REPORT



City of Orange | Account #10888 | As of February 28, 2026

Payment Date	Transaction Type	CUSIP	Quantity	Security Description	Principal Amount	Income	Total Amount
09/15/2026	Final Maturity	02582JKD1	1,055,000.00	AMXCA 2023-3 A 5.23 09/15/2026	1,055,000.00		1,055,000.00
09/15/2026	Coupon	05522RDJ4	505,000.00	BACCT 2024-1 A 4.93 05/15/2029		2,074.71	2,074.71
09/15/2026	Coupon	161571HT4	1,060,000.00	CHAIT 2023-1 A 5.16 09/15/2028		4,558.00	4,558.00
09/15/2026	Effective Maturity	161571HT4	1,060,000.00	CHAIT 2023-1 A 5.16 09/15/2028	1,060,000.00		1,060,000.00
09/15/2026	Coupon	161571HZ0	900,000.00	CHAIT 2025-1 A 4.16 07/15/2030		3,120.00	3,120.00
09/15/2026	Coupon	3133EPDJ1	2,000,000.00	FEDERAL FARM CREDIT BANKS FUNDING CORP 4.375 09/15/2027		43,750.00	43,750.00
09/15/2026	Coupon	44934QAD3	285,000.00	HART 2024-B A3 4.84 03/15/2029		889.00	889.00
09/15/2026	Principal Paydown	44934QAD3	285,000.00	HART 2024-B A3 4.84 03/15/2029	14,627.73		14,627.73
09/15/2026	Coupon	44935CAD3	635,000.00	HART 2025-A A3 4.32 10/15/2029		2,286.00	2,286.00
09/15/2026	Coupon	44935DAD1	330,000.00	HALST 2025-B A3 4.53 04/17/2028		1,245.75	1,245.75
09/15/2026	Coupon	47786WAD2	510,000.00	JDOT 2024-B A3 5.2 03/15/2029		1,653.36	1,653.36
09/15/2026	Principal Paydown	47786WAD2	510,000.00	JDOT 2024-B A3 5.2 03/15/2029	25,949.85		25,949.85
09/15/2026	Coupon	47800CAC0	115,884.46	JDOT 2023 A3 5.01 11/15/2027		169.22	169.22
09/15/2026	Principal Paydown	47800CAC0	115,884.46	JDOT 2023 A3 5.01 11/15/2027	12,206.40		12,206.40
09/15/2026	Coupon	47800DAD6	500,000.00	JDOT 2025 A3 4.23 09/17/2029		1,762.50	1,762.50
09/15/2026	Coupon	58768YAD7	530,000.00	MBALT 2025-A A3 4.61 04/16/2029		2,036.08	2,036.08
09/15/2026	Coupon	92970QAE5	560,000.00	WFCIT 2024-2 A 4.29 10/15/2029		2,002.00	2,002.00
09/21/2026	Coupon	36271VAD9	430,000.00	GMALT 2025-1 A3 4.66 02/21/2028		1,436.79	1,436.79
09/21/2026	Principal Paydown	36271VAD9	430,000.00	GMALT 2025-1 A3 4.66 02/21/2028	62,024.38		62,024.38
09/21/2026	Coupon	362962AD4	985,000.00	GMALT 2025-2 A3 4.58 05/22/2028		3,759.42	3,759.42
09/21/2026	Coupon	438123AC5	198,821.61	HAROT 2023-4 A3 5.67 06/21/2028		574.52	574.52
09/21/2026	Principal Paydown	438123AC5	198,821.61	HAROT 2023-4 A3 5.67 06/21/2028	11,567.46		11,567.46
09/21/2026	Coupon	43813YAC6	630,000.00	HAROT 2024-3 A3 4.57 03/21/2029		1,775.76	1,775.76
09/21/2026	Principal Paydown	43813YAC6	630,000.00	HAROT 2024-3 A3 4.57 03/21/2029	34,268.55		34,268.55
09/21/2026	Coupon	43814VAC1	795,000.00	HAROT 2025-1 A3 4.57 09/21/2029		3,027.63	3,027.63
09/21/2026	Principal Paydown	43814VAC1	795,000.00	HAROT 2025-1 A3 4.57 09/21/2029	15,697.64		15,697.64
09/21/2026	Coupon	459058LR2	635,000.00	INTERNATIONAL BANK FOR RECONSTRUCTION AND DEVELOPM 4.125 03/20/2030		13,096.88	13,096.88
09/25/2026	Coupon	05592XAD2	62,556.77	BMWOT 2023-A A3 5.47 02/25/2028		130.21	130.21
09/25/2026	Principal Paydown	05592XAD2	62,556.77	BMWOT 2023-A A3 5.47 02/25/2028	5,898.05		5,898.05
09/25/2026	Coupon	096919AD7	383,388.18	BMWOT 2024-A A3 5.18 02/26/2029		1,171.46	1,171.46

CASH FLOW REPORT



City of Orange | Account #10888 | As of February 28, 2026

Payment Date	Transaction Type	CUSIP	Quantity	Security Description	Principal Amount	Income	Total Amount
09/25/2026	Principal Paydown	096919AD7	383,388.18	BMWOT 2024-A A3 5.18 02/26/2029	20,425.82		20,425.82
09/25/2026	Coupon	096924AD7	680,000.00	BMWOT 2025-A A3 4.56 09/25/2029		2,535.33	2,535.33
09/25/2026	Principal Paydown	096924AD7	680,000.00	BMWOT 2025-A A3 4.56 09/25/2029	37,939.65		37,939.65
09/25/2026	Coupon	3137F8ZV8	2,200,000.00	FHMS K-123 A2 1.621 12/25/2030		2,971.83	2,971.83
09/25/2026	Coupon	3137FG6X8	2,200,000.00	FHMS K-077 A2 3.85 05/25/2028		7,058.33	7,058.33
09/25/2026	Coupon	3137FNX54	2,000,000.00	FHMS K-097 A2 2.508 07/25/2029		4,180.00	4,180.00
09/25/2026	Coupon	3137FRUT6	1,500,000.00	FHMS K-106 A2 2.069 01/25/2030		2,586.25	2,586.25
09/25/2026	Coupon	3137HB2L7	2,000,000.00	FHMS K-753 A2 4.4 10/25/2030		7,333.33	7,333.33
09/28/2026	Coupon	40139LBJ1	1,300,000.00	GUARDIAN LIFE GLOBAL FUNDING 4.179 09/26/2029		27,163.50	27,163.50
09/30/2026	Coupon	91282CCZ2	3,000,000.00	UNITED STATES TREASURY 0.875 09/30/2026		13,125.00	13,125.00
09/30/2026	Final Maturity	91282CCZ2	3,000,000.00	UNITED STATES TREASURY 0.875 09/30/2026	3,000,000.00		3,000,000.00
09/30/2026	Coupon	91282CFL0	2,200,000.00	UNITED STATES TREASURY 3.875 09/30/2029		42,625.00	42,625.00
09/30/2026	Coupon	91282CGS4	2,500,000.00	UNITED STATES TREASURY 3.625 03/31/2030		45,312.50	45,312.50
09/30/2026	Coupon	91282CKG5	2,200,000.00	UNITED STATES TREASURY 4.125 03/31/2029		45,375.00	45,375.00
September 2026 Total					5,860,605.52	350,387.14	6,210,992.65
OCTOBER 2026							
10/13/2026	Coupon	713448FW3	380,000.00	PEPSICO INC 5.125 11/10/2026		8,114.58	8,114.58
10/13/2026	Effective Maturity	713448FW3	380,000.00	PEPSICO INC 5.125 11/10/2026	380,000.00		380,000.00
10/15/2026	Coupon	05522RDJ4	505,000.00	BACCT 2024-1 A 4.93 05/15/2029		2,074.71	2,074.71
10/15/2026	Coupon	161571HZ0	900,000.00	CHAIT 2025-1 A 4.16 07/15/2030		3,120.00	3,120.00
10/15/2026	Coupon	44934QAD3	285,000.00	HART 2024-B A3 4.84 03/15/2029		830.00	830.00
10/15/2026	Principal Paydown	44934QAD3	285,000.00	HART 2024-B A3 4.84 03/15/2029	14,077.87		14,077.87
10/15/2026	Coupon	44935CAD3	635,000.00	HART 2025-A A3 4.32 10/15/2029		2,286.00	2,286.00
10/15/2026	Coupon	44935DAD1	330,000.00	HALST 2025-B A3 4.53 04/17/2028		1,245.75	1,245.75
10/15/2026	Coupon	47786WAD2	510,000.00	JDOT 2024-B A3 5.2 03/15/2029		1,540.91	1,540.91
10/15/2026	Principal Paydown	47786WAD2	510,000.00	JDOT 2024-B A3 5.2 03/15/2029	24,618.99		24,618.99
10/15/2026	Coupon	47800CAC0	115,884.46	JDOT 2023 A3 5.01 11/15/2027		118.25	118.25
10/15/2026	Principal Paydown	47800CAC0	115,884.46	JDOT 2023 A3 5.01 11/15/2027	14,878.76		14,878.76
10/15/2026	Coupon	47800DAD6	500,000.00	JDOT 2025 A3 4.23 09/17/2029		1,762.50	1,762.50
10/15/2026	Coupon	58768YAD7	530,000.00	MBALT 2025-A A3 4.61 04/16/2029		2,036.08	2,036.08

CASH FLOW REPORT



City of Orange | Account #10888 | As of February 28, 2026

Payment Date	Transaction Type	CUSIP	Quantity	Security Description	Principal Amount	Income	Total Amount
10/15/2026	Coupon	92970QAE5	560,000.00	WFCIT 2024-2 A 4.29 10/15/2029		2,002.00	2,002.00
10/19/2026	Coupon	61747YFU4	2,200,000.00	MORGAN STANLEY 4.654 10/18/2030		51,194.00	51,194.00
10/20/2026	Coupon	36271VAD9	430,000.00	GMALT 2025-1 A3 4.66 02/21/2028		1,195.93	1,195.93
10/20/2026	Principal Paydown	36271VAD9	430,000.00	GMALT 2025-1 A3 4.66 02/21/2028	62,483.81		62,483.81
10/20/2026	Coupon	362962AD4	985,000.00	GMALT 2025-2 A3 4.58 05/22/2028		3,759.42	3,759.42
10/20/2026	Principal Paydown	362962AD4	985,000.00	GMALT 2025-2 A3 4.58 05/22/2028	116,365.41		116,365.41
10/21/2026	Coupon	438123AC5	198,821.61	HAROT 2023-4 A3 5.67 06/21/2028		519.86	519.86
10/21/2026	Principal Paydown	438123AC5	198,821.61	HAROT 2023-4 A3 5.67 06/21/2028	11,168.99		11,168.99
10/21/2026	Coupon	43813YAC6	630,000.00	HAROT 2024-3 A3 4.57 03/21/2029		1,645.25	1,645.25
10/21/2026	Principal Paydown	43813YAC6	630,000.00	HAROT 2024-3 A3 4.57 03/21/2029	32,970.33		32,970.33
10/21/2026	Coupon	43814VAC1	795,000.00	HAROT 2025-1 A3 4.57 09/21/2029		2,967.84	2,967.84
10/21/2026	Principal Paydown	43814VAC1	795,000.00	HAROT 2025-1 A3 4.57 09/21/2029	45,456.41		45,456.41
10/26/2026	Coupon	05592XAD2	62,556.77	BMWOT 2023-A A3 5.47 02/25/2028		103.32	103.32
10/26/2026	Principal Paydown	05592XAD2	62,556.77	BMWOT 2023-A A3 5.47 02/25/2028	5,176.57		5,176.57
10/26/2026	Coupon	096919AD7	383,388.18	BMWOT 2024-A A3 5.18 02/26/2029		1,083.29	1,083.29
10/26/2026	Principal Paydown	096919AD7	383,388.18	BMWOT 2024-A A3 5.18 02/26/2029	18,694.39		18,694.39
10/26/2026	Coupon	096924AD7	680,000.00	BMWOT 2025-A A3 4.56 09/25/2029		2,391.15	2,391.15
10/26/2026	Principal Paydown	096924AD7	680,000.00	BMWOT 2025-A A3 4.56 09/25/2029	36,482.20		36,482.20
10/26/2026	Coupon	3137F8ZV8	2,200,000.00	FHMS K-123 A2 1.621 12/25/2030		2,971.83	2,971.83
10/26/2026	Coupon	3137FG6X8	2,200,000.00	FHMS K-077 A2 3.85 05/25/2028		7,058.33	7,058.33
10/26/2026	Coupon	3137FNX54	2,000,000.00	FHMS K-097 A2 2.508 07/25/2029		4,180.00	4,180.00
10/26/2026	Coupon	3137FRUT6	1,500,000.00	FHMS K-106 A2 2.069 01/25/2030		2,586.25	2,586.25
10/26/2026	Coupon	3137HB2L7	2,000,000.00	FHMS K-753 A2 4.4 10/25/2030		7,333.33	7,333.33
10/30/2026	Coupon	3133ERDH1	2,100,000.00	FEDERAL FARM CREDIT BANKS FUNDING CORP 4.75 04/30/2029		49,875.00	49,875.00
October 2026 Total					762,373.73	163,995.61	926,369.34
NOVEMBER 2026							
11/02/2026	Coupon	91282CFT3	2,500,000.00	UNITED STATES TREASURY 4.0 10/31/2029		50,000.00	50,000.00
11/02/2026	Coupon	91282CKP5	2,000,000.00	UNITED STATES TREASURY 4.625 04/30/2029		46,250.00	46,250.00
11/02/2026	Coupon	91282CMZ1	2,700,000.00	UNITED STATES TREASURY 3.875 04/30/2030		52,312.50	52,312.50
11/16/2026	Coupon	05522RDJ4	505,000.00	BACCT 2024-1 A 4.93 05/15/2029		2,074.71	2,074.71
11/16/2026	Coupon	161571HZ0	900,000.00	CHAIT 2025-1 A 4.16 07/15/2030		3,120.00	3,120.00

CASH FLOW REPORT



City of Orange | Account #10888 | As of February 28, 2026

Payment Date	Transaction Type	CUSIP	Quantity	Security Description	Principal Amount	Income	Total Amount
11/16/2026	Coupon	44934QAD3	285,000.00	HART 2024-B A3 4.84 03/15/2029		773.22	773.22
11/16/2026	Principal Paydown	44934QAD3	285,000.00	HART 2024-B A3 4.84 03/15/2029	13,806.85		13,806.85
11/16/2026	Coupon	44935CAD3	635,000.00	HART 2025-A A3 4.32 10/15/2029		2,286.00	2,286.00
11/16/2026	Principal Paydown	44935CAD3	635,000.00	HART 2025-A A3 4.32 10/15/2029	5,212.01		5,212.01
11/16/2026	Coupon	44935DAD1	330,000.00	HALST 2025-B A3 4.53 04/17/2028		1,245.75	1,245.75
11/16/2026	Principal Paydown	44935DAD1	330,000.00	HALST 2025-B A3 4.53 04/17/2028	26,230.75		26,230.75
11/16/2026	Coupon	47786WAD2	510,000.00	JDOT 2024-B A3 5.2 03/15/2029		1,434.23	1,434.23
11/16/2026	Principal Paydown	47786WAD2	510,000.00	JDOT 2024-B A3 5.2 03/15/2029	29,180.31		29,180.31
11/16/2026	Coupon	47800CAC0	115,884.46	JDOT 2023 A3 5.01 11/15/2027		56.14	56.14
11/16/2026	Effective Maturity	47800CAC0	115,884.46	JDOT 2023 A3 5.01 11/15/2027	13,445.69		13,445.69
11/16/2026	Coupon	47800DAD6	500,000.00	JDOT 2025 A3 4.23 09/17/2029		1,762.50	1,762.50
11/16/2026	Coupon	58768YAD7	530,000.00	MBALT 2025-A A3 4.61 04/16/2029		2,036.08	2,036.08
11/16/2026	Coupon	92970QAE5	560,000.00	WFCIT 2024-2 A 4.29 10/15/2029		2,002.00	2,002.00
11/17/2026	Coupon	58933YBH7	1,250,000.00	MERCK & CO INC 4.05 05/17/2028		25,312.50	25,312.50
11/20/2026	Coupon	36271VAD9	430,000.00	GMALT 2025-1 A3 4.66 02/21/2028		953.28	953.28
11/20/2026	Principal Paydown	36271VAD9	430,000.00	GMALT 2025-1 A3 4.66 02/21/2028	56,513.56		56,513.56
11/20/2026	Coupon	362962AD4	985,000.00	GMALT 2025-2 A3 4.58 05/22/2028		3,315.29	3,315.29
11/20/2026	Principal Paydown	362962AD4	985,000.00	GMALT 2025-2 A3 4.58 05/22/2028	105,653.51		105,653.51
11/23/2026	Coupon	438123AC5	198,821.61	HAROT 2023-4 A3 5.67 06/21/2028		467.09	467.09
11/23/2026	Principal Paydown	438123AC5	198,821.61	HAROT 2023-4 A3 5.67 06/21/2028	10,921.25		10,921.25
11/23/2026	Coupon	43813YAC6	630,000.00	HAROT 2024-3 A3 4.57 03/21/2029		1,519.69	1,519.69
11/23/2026	Principal Paydown	43813YAC6	630,000.00	HAROT 2024-3 A3 4.57 03/21/2029	32,171.22		32,171.22
11/23/2026	Coupon	43814VAC1	795,000.00	HAROT 2025-1 A3 4.57 09/21/2029		2,794.73	2,794.73
11/23/2026	Principal Paydown	43814VAC1	795,000.00	HAROT 2025-1 A3 4.57 09/21/2029	44,380.59		44,380.59
11/25/2026	Coupon	05592XAD2	62,556.77	BMWOT 2023-A A3 5.47 02/25/2028		79.73	79.73
11/25/2026	Principal Paydown	05592XAD2	62,556.77	BMWOT 2023-A A3 5.47 02/25/2028	4,942.59		4,942.59
11/25/2026	Coupon	096919AD7	383,388.18	BMWOT 2024-A A3 5.18 02/26/2029		1,002.60	1,002.60
11/25/2026	Principal Paydown	096919AD7	383,388.18	BMWOT 2024-A A3 5.18 02/26/2029	18,333.12		18,333.12
11/25/2026	Coupon	096924AD7	680,000.00	BMWOT 2025-A A3 4.56 09/25/2029		2,252.52	2,252.52
11/25/2026	Principal Paydown	096924AD7	680,000.00	BMWOT 2025-A A3 4.56 09/25/2029	35,766.98		35,766.98
11/25/2026	Coupon	3137F8ZV8	2,200,000.00	FHMS K-123 A2 1.621 12/25/2030		2,971.83	2,971.83
11/25/2026	Coupon	3137FG6X8	2,200,000.00	FHMS K-077 A2 3.85 05/25/2028		7,058.33	7,058.33

CASH FLOW REPORT



City of Orange | Account #10888 | As of February 28, 2026

Payment Date	Transaction Type	CUSIP	Quantity	Security Description	Principal Amount	Income	Total Amount
11/25/2026	Coupon	3137FNX54	2,000,000.00	FHMS K-097 A2 2.508 07/25/2029		4,180.00	4,180.00
11/25/2026	Coupon	3137FRUT6	1,500,000.00	FHMS K-106 A2 2.069 01/25/2030		2,586.25	2,586.25
11/25/2026	Coupon	3137HB2L7	2,000,000.00	FHMS K-753 A2 4.4 10/25/2030		7,333.33	7,333.33
11/30/2026	Coupon	91282CHF1	2,600,000.00	UNITED STATES TREASURY 3.75 05/31/2030		48,750.00	48,750.00
11/30/2026	Coupon	91282CKT7	2,200,000.00	UNITED STATES TREASURY 4.5 05/31/2029		49,500.00	49,500.00
11/30/2026	Coupon	91282CMA6	2,400,000.00	UNITED STATES TREASURY 4.125 11/30/2029		49,500.00	49,500.00
November 2026 Total					396,558.42	374,930.30	771,488.72
DECEMBER 2026							
12/07/2026	Coupon	64952WFK4	830,000.00	NEW YORK LIFE GLOBAL FUNDING 4.6 12/05/2029		19,090.00	19,090.00
12/08/2026	Coupon	3130AXQK7	2,000,000.00	FEDERAL HOME LOAN BANKS 4.75 12/08/2028		47,500.00	47,500.00
12/09/2026	Coupon	3130AEB25	2,000,000.00	FEDERAL HOME LOAN BANKS 3.25 06/09/2028		32,500.00	32,500.00
12/15/2026	Coupon	05522RDJ4	505,000.00	BACCT 2024-1 A 4.93 05/15/2029		2,074.71	2,074.71
12/15/2026	Coupon	161571HZ0	900,000.00	CHAIT 2025-1 A 4.16 07/15/2030		3,120.00	3,120.00
12/15/2026	Coupon	44934QAD3	285,000.00	HART 2024-B A3 4.84 03/15/2029		717.53	717.53
12/15/2026	Principal Paydown	44934QAD3	285,000.00	HART 2024-B A3 4.84 03/15/2029	13,112.79		13,112.79
12/15/2026	Coupon	44935CAD3	635,000.00	HART 2025-A A3 4.32 10/15/2029		2,267.24	2,267.24
12/15/2026	Principal Paydown	44935CAD3	635,000.00	HART 2025-A A3 4.32 10/15/2029	36,379.35		36,379.35
12/15/2026	Coupon	44935DAD1	330,000.00	HALST 2025-B A3 4.53 04/17/2028		1,146.73	1,146.73
12/15/2026	Principal Paydown	44935DAD1	330,000.00	HALST 2025-B A3 4.53 04/17/2028	43,409.20		43,409.20
12/15/2026	Coupon	47786WAD2	510,000.00	JDOT 2024-B A3 5.2 03/15/2029		1,307.78	1,307.78
12/15/2026	Principal Paydown	47786WAD2	510,000.00	JDOT 2024-B A3 5.2 03/15/2029	19,295.29		19,295.29
12/15/2026	Coupon	47800DAD6	500,000.00	JDOT 2025 A3 4.23 09/17/2029		1,762.50	1,762.50
12/15/2026	Coupon	58768YAD7	530,000.00	MBALT 2025-A A3 4.61 04/16/2029		2,036.08	2,036.08
12/15/2026	Coupon	92970QAE5	560,000.00	WFCIT 2024-2 A 4.29 10/15/2029		2,002.00	2,002.00
12/21/2026	Coupon	36271VAD9	430,000.00	GMALT 2025-1 A3 4.66 02/21/2028		733.82	733.82
12/21/2026	Principal Paydown	36271VAD9	430,000.00	GMALT 2025-1 A3 4.66 02/21/2028	47,056.18		47,056.18
12/21/2026	Coupon	362962AD4	985,000.00	GMALT 2025-2 A3 4.58 05/22/2028		2,912.04	2,912.04
12/21/2026	Principal Paydown	362962AD4	985,000.00	GMALT 2025-2 A3 4.58 05/22/2028	134,503.30		134,503.30
12/21/2026	Coupon	438123AC5	198,821.61	HAROT 2023-4 A3 5.67 06/21/2028		415.49	415.49
12/21/2026	Principal Paydown	438123AC5	198,821.61	HAROT 2023-4 A3 5.67 06/21/2028	10,466.47		10,466.47

CASH FLOW REPORT



City of Orange | Account #10888 | As of February 28, 2026

Payment Date	Transaction Type	CUSIP	Quantity	Security Description	Principal Amount	Income	Total Amount
12/21/2026	Coupon	43813YAC6	630,000.00	HAROT 2024-3 A3 4.57 03/21/2029		1,397.17	1,397.17
12/21/2026	Principal Paydown	43813YAC6	630,000.00	HAROT 2024-3 A3 4.57 03/21/2029	30,680.06		30,680.06
12/21/2026	Coupon	43814VAC1	795,000.00	HAROT 2025-1 A3 4.57 09/21/2029		2,625.71	2,625.71
12/21/2026	Principal Paydown	43814VAC1	795,000.00	HAROT 2025-1 A3 4.57 09/21/2029	42,069.04		42,069.04
12/25/2026	Coupon	05592XAD2	62,556.77	BMWOT 2023-A A3 5.47 02/25/2028		57.20	57.20
12/25/2026	Principal Paydown	05592XAD2	62,556.77	BMWOT 2023-A A3 5.47 02/25/2028	4,758.74		4,758.74
12/25/2026	Coupon	096919AD7	383,388.18	BMWOT 2024-A A3 5.18 02/26/2029		923.46	923.46
12/25/2026	Principal Paydown	096919AD7	383,388.18	BMWOT 2024-A A3 5.18 02/26/2029	17,496.47		17,496.47
12/25/2026	Coupon	096924AD7	680,000.00	BMWOT 2025-A A3 4.56 09/25/2029		2,116.61	2,116.61
12/25/2026	Principal Paydown	096924AD7	680,000.00	BMWOT 2025-A A3 4.56 09/25/2029	32,592.48		32,592.48
12/25/2026	Coupon	3137F8ZV8	2,200,000.00	FHMS K-123 A2 1.621 12/25/2030		2,971.83	2,971.83
12/25/2026	Coupon	3137FG6X8	2,200,000.00	FHMS K-077 A2 3.85 05/25/2028		7,058.33	7,058.33
12/25/2026	Coupon	3137FNX54	2,000,000.00	FHMS K-097 A2 2.508 07/25/2029		4,180.00	4,180.00
12/25/2026	Coupon	3137FRUT6	1,500,000.00	FHMS K-106 A2 2.069 01/25/2030		2,586.25	2,586.25
12/25/2026	Coupon	3137HB2L7	2,000,000.00	FHMS K-753 A2 4.4 10/25/2030		7,333.33	7,333.33
12/28/2026	Coupon	437076DC3	1,250,000.00	HOME DEPOT INC 4.75 06/25/2029		29,687.50	29,687.50
December 2026 Total					431,819.36	180,523.32	612,342.67
JANUARY 2027							
01/08/2027	Coupon	14913UAX8	960,000.00	CATERPILLAR FINANCIAL SERVICES CORP 4.8 01/08/2030		23,040.00	23,040.00
01/11/2027	Coupon	57629TBV8	1,200,000.00	MASSMUTUAL GLOBAL FUNDING II 4.95 01/10/2030		29,700.00	29,700.00
01/11/2027	Coupon	59217GFT1	820,000.00	METROPOLITAN LIFE GLOBAL FUNDING I 4.9 01/09/2030		20,090.00	20,090.00
01/12/2027	Coupon	459058KT9	2,000,000.00	INTERNATIONAL BANK FOR RECONSTRUCTION AND DEVELOPM 3.5 07/12/2028		35,000.00	35,000.00
01/12/2027	Coupon	78016FZW7	1,000,000.00	ROYAL BANK OF CANADA 4.9 01/12/2028		24,500.00	24,500.00
01/15/2027	Coupon	05522RDJ4	505,000.00	BACCT 2024-1 A 4.93 05/15/2029		2,074.71	2,074.71
01/15/2027	Coupon	161571HZ0	900,000.00	CHAIT 2025-1 A 4.16 07/15/2030		3,120.00	3,120.00
01/15/2027	Coupon	44934QAD3	285,000.00	HART 2024-B A3 4.84 03/15/2029		664.64	664.64
01/15/2027	Principal Paydown	44934QAD3	285,000.00	HART 2024-B A3 4.84 03/15/2029	12,894.96		12,894.96
01/15/2027	Coupon	44935CAD3	635,000.00	HART 2025-A A3 4.32 10/15/2029		2,136.27	2,136.27

CASH FLOW REPORT



City of Orange | Account #10888 | As of February 28, 2026

Payment Date	Transaction Type	CUSIP	Quantity	Security Description	Principal Amount	Income	Total Amount
01/15/2027	Principal Paydown	44935CAD3	635,000.00	HART 2025-A A3 4.32 10/15/2029	35,628.99		35,628.99
01/15/2027	Coupon	44935DAD1	330,000.00	HALST 2025-B A3 4.53 04/17/2028		982.86	982.86
01/15/2027	Principal Paydown	44935DAD1	330,000.00	HALST 2025-B A3 4.53 04/17/2028	38,047.28		38,047.28
01/15/2027	Coupon	47786WAD2	510,000.00	JDOT 2024-B A3 5.2 03/15/2029		1,224.17	1,224.17
01/15/2027	Principal Paydown	47786WAD2	510,000.00	JDOT 2024-B A3 5.2 03/15/2029	27,639.42		27,639.42
01/15/2027	Coupon	47800DAD6	500,000.00	JDOT 2025 A3 4.23 09/17/2029		1,762.50	1,762.50
01/15/2027	Principal Paydown	47800DAD6	500,000.00	JDOT 2025 A3 4.23 09/17/2029	4,189.40		4,189.40
01/15/2027	Coupon	58768YAD7	530,000.00	MBALT 2025-A A3 4.61 04/16/2029		2,036.08	2,036.08
01/15/2027	Coupon	828807EB9	1,400,000.00	SIMON PROPERTY GROUP LP 4.3 01/15/2031		30,100.00	30,100.00
01/15/2027	Coupon	91324PEU2	1,000,000.00	UNITEDHEALTH GROUP INC 4.25 01/15/2029		21,250.00	21,250.00
01/15/2027	Coupon	92970QAE5	560,000.00	WFCIT 2024-2 A 4.29 10/15/2029		2,002.00	2,002.00
01/20/2027	Coupon	06051GGF0	1,250,000.00	BANK OF AMERICA CORP 3.824 01/20/2028		23,900.00	23,900.00
01/20/2027	Effective Maturity	06051GGF0	1,250,000.00	BANK OF AMERICA CORP 3.824 01/20/2028	1,250,000.00		1,250,000.00
01/20/2027	Coupon	36271VAD9	430,000.00	GMALT 2025-1 A3 4.66 02/21/2028		551.09	551.09
01/20/2027	Principal Paydown	36271VAD9	430,000.00	GMALT 2025-1 A3 4.66 02/21/2028	42,883.87		42,883.87
01/20/2027	Coupon	362962AD4	985,000.00	GMALT 2025-2 A3 4.58 05/22/2028		2,398.69	2,398.69
01/20/2027	Principal Paydown	362962AD4	985,000.00	GMALT 2025-2 A3 4.58 05/22/2028	137,807.19		137,807.19
01/21/2027	Coupon	438123AC5	198,821.61	HAROT 2023-4 A3 5.67 06/21/2028		366.03	366.03
01/21/2027	Principal Paydown	438123AC5	198,821.61	HAROT 2023-4 A3 5.67 06/21/2028	10,258.79		10,258.79
01/21/2027	Coupon	43813YAC6	630,000.00	HAROT 2024-3 A3 4.57 03/21/2029		1,280.33	1,280.33
01/21/2027	Principal Paydown	43813YAC6	630,000.00	HAROT 2024-3 A3 4.57 03/21/2029	30,037.78		30,037.78
01/21/2027	Coupon	43814VAC1	795,000.00	HAROT 2025-1 A3 4.57 09/21/2029		2,465.50	2,465.50
01/21/2027	Principal Paydown	43814VAC1	795,000.00	HAROT 2025-1 A3 4.57 09/21/2029	41,224.95		41,224.95
01/25/2027	Coupon	05592XAD2	62,556.77	BMWOT 2023-A A3 5.47 02/25/2028		35.50	35.50
01/25/2027	Principal Paydown	05592XAD2	62,556.77	BMWOT 2023-A A3 5.47 02/25/2028	4,684.29		4,684.29
01/25/2027	Coupon	096919AD7	383,388.18	BMWOT 2024-A A3 5.18 02/26/2029		847.93	847.93
01/25/2027	Principal Paydown	096919AD7	383,388.18	BMWOT 2024-A A3 5.18 02/26/2029	17,205.96		17,205.96
01/25/2027	Coupon	096924AD7	680,000.00	BMWOT 2025-A A3 4.56 09/25/2029		1,992.76	1,992.76
01/25/2027	Principal Paydown	096924AD7	680,000.00	BMWOT 2025-A A3 4.56 09/25/2029	32,050.34		32,050.34
01/25/2027	Coupon	3137F8ZV8	2,200,000.00	FHMS K-123 A2 1.621 12/25/2030		2,971.83	2,971.83
01/25/2027	Coupon	3137FG6X8	2,200,000.00	FHMS K-077 A2 3.85 05/25/2028		7,058.33	7,058.33
01/25/2027	Coupon	3137FNX54	2,000,000.00	FHMS K-097 A2 2.508 07/25/2029		4,180.00	4,180.00

CASH FLOW REPORT



City of Orange | Account #10888 | As of February 28, 2026

Payment Date	Transaction Type	CUSIP	Quantity	Security Description	Principal Amount	Income	Total Amount
01/25/2027	Coupon	3137FRUT6	1,500,000.00	FHMS K-106 A2 2.069 01/25/2030		2,586.25	2,586.25
01/25/2027	Coupon	3137HB2L7	2,000,000.00	FHMS K-753 A2 4.4 10/25/2030		7,333.33	7,333.33
01/25/2027	Coupon	46647PEV4	1,300,000.00	JPMORGAN CHASE & CO 5.14 01/24/2031		33,410.00	33,410.00
January 2027 Total					1,684,553.21	291,060.81	1,975,614.02
Grand Total			415,443,367.97		17,483,699.80	3,556,514.70	21,040,214.50

IMPORTANT DISCLOSURES



City of Orange | Account #10888 | As of February 28, 2026

Chandler Asset Management, Inc. (“Chandler”) is an SEC registered investment adviser. For additional information about our firm, please see our current disclosures (Form ADV). To obtain a copy of our current disclosures, you may contact your client service representative by calling the number on the front of this statement or you may visit our website at www.chandlerasset.com.

Information contained in this monthly statement is confidential and is provided for informational purposes only and should not be construed as specific investment or legal advice. The information contained herein was obtained from sources believed to be reliable as of the date of this statement, but may become outdated or superseded at any time without notice.

Custody: Your qualified custodian bank maintains control of all assets reflected in this statement and we urge you to compare this statement to the one you receive from your qualified custodian. Chandler does not have any authority to withdraw or deposit funds from/to the custodian account.

Valuation: Prices are provided by IDC, an independent pricing source. In the event IDC does not provide a price or if the price provided is not reflective of fair market value, Chandler will obtain pricing from an alternative approved third party pricing source in accordance with our written valuation policy and procedures. Our valuation procedures are also disclosed in Item 5 of our Form ADV Part 2A.

Performance: Performance results are presented gross-of-advisory fees and represent the client’s Total Return. The deduction of advisory fees lowers performance results. These results include the reinvestment of dividends and other earnings. Past performance may not be indicative of future results. Therefore, clients should not assume that future performance of any specific investment or investment strategy will be profitable or equal to past performance levels. All investment strategies have the potential for profit or loss. Economic factors, market conditions or changes in investment strategies, contributions or withdrawals may materially alter the performance and results of your portfolio.

Source ICE Data Indices, LLC (“ICE”), used with permission. ICE PERMITS USE OF THE ICE INDICES AND RELATED DATA ON AN “AS IS” BASIS; ICE, ITS AFFILIATES AND THEIR RESPECTIVE THIRD PARTY SUPPLIERS DISCLAIM ANY AND ALL WARRANTIES AND REPRESENTATIONS, EXPRESS AND/OR IMPLIED, INCLUDING ANY WARRANTIES OF MERCHANTABILITY OR FITNESS FOR A PARTICULAR PURPOSE OR USE, INCLUDING THE INDICES, INDEX DATA AND ANY DATA INCLUDED IN, RELATED TO, OR DERIVED THEREFROM. NEITHER ICE DATA, ITS AFFILIATES OR THEIR RESPECTIVE THIRD PARTY PROVIDERS GUARANTEE THE QUALITY, ADEQUACY, ACCURACY, TIMELINESS OR COMPLETENESS OF THE INDICES OR THE INDEX DATA OR ANY COMPONENT THEREOF, AND THE INDICES AND INDEX DATA AND ALL COMPONENTS THEREOF ARE PROVIDED ON AN “AS IS” BASIS AND LICENSEE’S USE IS AT LICENSEE’S OWN RISK. ICE DATA, ITS AFFILIATES AND THEIR RESPECTIVE THIRD PARTY DO NOT SPONSOR, ENDORSE, OR RECOMMEND CHANDLER, OR ANY OF ITS PRODUCTS OR SERVICES.

Index returns assume reinvestment of all distributions. Historical performance results for investment indexes generally do not reflect the deduction of transaction and/or custodial charges or the deduction of an investment management fee, the incurrence of which would have the effect of decreasing historical performance results. It is not possible to invest directly in an index.

Ratings: Ratings information have been provided by Moody’s, S&P and Fitch through data feeds we believe to be reliable as of the date of this statement, however we cannot guarantee its accuracy.

Security level ratings for U.S. Agency issued mortgage-backed securities (“MBS”) reflect the issuer rating because the securities themselves are not rated. The issuing U.S. Agency guarantees the full and timely payment of both principal and interest.

LGIP Yields: Reported yields for local government investment pools may be presented as either the 30-day yield or the monthly distribution yield, as applicable. For certain funds, the 30-day yield is calculated using reported daily yield data. Yield calculations are subject to change and may not be directly comparable across funds.

LAIF Yields: Additional Disclosure for CA Clients - As a result of a reporting lag from the Local Agency Investment Fund (LAIF), reported LAIF yields represent the most recently available Daily Effective Yield and may reflect data from approximately 7–10 days prior to month-end.

BENCHMARK INDEX & DISCLOSURES



City of Orange | Account #10888 | As of February 28, 2026

Benchmark	Disclosure
ICE BofA 1-5 Yr US Treasury & Agency Index	The ICE BofA 1-5 Year US Treasury & Agency Index tracks the performance of US dollar denominated US Treasury and nonsubordinated US agency debt issued in the US domestic market. Qualifying securities must have an investment grade rating (based on an average of Moody's, S&P and Fitch). Qualifying securities must have at least one year remaining term to final maturity and less than five years remaining term to final maturity, at least 18 months to maturity at time of issuance, a fixed coupon schedule, and a minimum amount outstanding of \$1 billion for sovereigns and \$250 million for agencies.

MONTHLY ACCOUNT STATEMENT

City of Orange | Account #10888 | As of March 31, 2026

CHANDLER ASSET MANAGEMENT | chandlerasset.com

Chandler Team:

For questions about your account, please call (800) 317-4747,
or contact clientservice@chandlerasset.com

Custodian:

US Bank

PORTFOLIO SUMMARY



City of Orange | Account #10888 | As of March 31, 2026

Portfolio Characteristics

Average Modified Duration	2.58
Average Coupon	3.80%
Average Purchase YTM	4.00%
Average Market YTM	4.04%
Average Credit Quality*	AA+
Average Final Maturity	3.05
Average Life	2.85

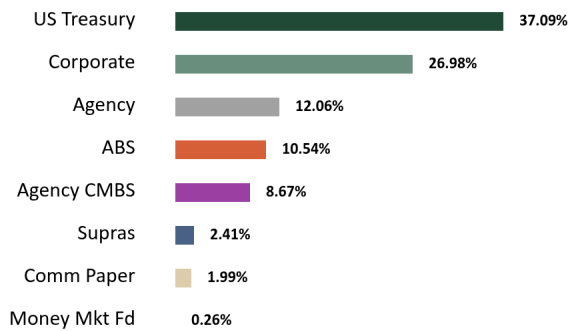
Account Summary

	End Values as of 02/28/2026	End Values as of 03/31/2026
Market Value	109,888,534.08	109,020,479.89
Accrued Interest	702,297.06	735,162.22
Total Market Value	110,590,831.14	109,755,642.11
Income Earned	228,745.58	583,399.84
Cont/WD	15,000,000.00	0.00
Par	108,946,486.25	109,290,271.84
Book Value	108,523,747.93	108,860,229.58
Cost Value	108,393,639.90	108,719,033.72

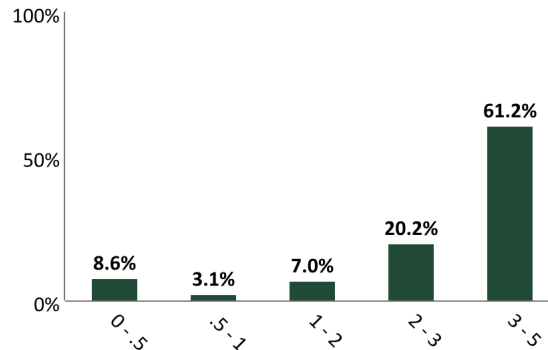
Top Issuers

United States	37.09%
Federal Home Loan Mortgage Corp	8.67%
Federal Home Loan Banks	8.23%
Farm Credit System	3.83%
International Bank for Recon and Dev	2.41%
Morgan Stanley	2.02%
Mitsubishi UFJ Financial Group, Inc.	1.99%
Chase Issuance Trust	1.81%

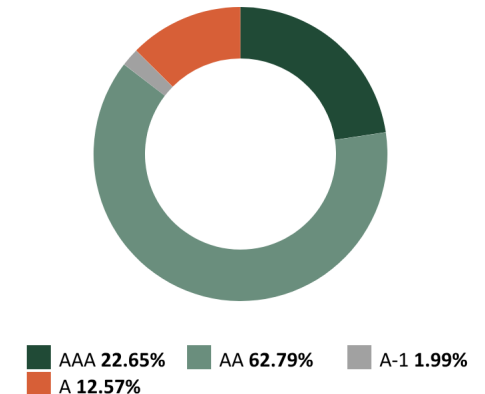
Sector Allocation



Maturity Distribution



Credit Quality*



Performance Review

Total Rate of Return**	1M	3M	YTD	1YR	2YRS	3YRS	5YRS	10YRS	Since Inception (01/01/22)
City of Orange	(0.75%)	0.27%	0.27%	4.16%	4.93%	4.47%	--	--	2.07%
Benchmark Return	(0.75%)	0.20%	0.20%	3.87%	4.68%	3.93%	--	--	1.89%

*The average credit quality is a weighted average calculation of the highest of S&P, Moody's and Fitch.

**Periods over 1 year are annualized.

Benchmark: ICE BofA 1-5 Year Unsubordinated US Treasury & Agency Index

RECONCILIATION SUMMARY



City of Orange | Account #10888 | As of March 31, 2026

Maturities / Calls

Month to Date	(2,000,000.00)
Fiscal Year to Date	(21,985,000.00)

Principal Paydowns

Month to Date	(95,360.63)
Fiscal Year to Date	(624,639.77)

Purchases

Month to Date	6,674,590.20
Fiscal Year to Date	69,530,556.81

Sales

Month to Date	(5,051,590.02)
Fiscal Year to Date	(43,656,666.67)

Interest Received

Month to Date	564,079.97
Fiscal Year to Date	2,929,076.83

Purchased / Sold Interest

Month to Date	(30,898.86)
Fiscal Year to Date	(81,315.76)

Accrual Activity Summary

	Month to Date	Fiscal Year to Date (07/01/2025)
Beginning Book Value	108,523,747.93	105,399,801.80
Maturities/Calls	(2,000,000.00)	(21,985,000.00)
Principal Paydowns	(95,360.63)	(624,639.77)
Purchases	6,674,590.20	69,530,556.81
Sales	(5,051,590.02)	(43,656,666.67)
Change in Cash, Payables, Receivables	777,809.50	5,219.43
Amortization/Accretion	17,353.57	147,578.82
Realized Gain (Loss)	13,679.03	43,379.17
Ending Book Value	108,860,229.58	108,860,229.58

Fair Market Activity Summary

	Month to Date	Fiscal Year to Date (07/01/2025)
Beginning Market Value	109,888,534.08	105,780,134.31
Maturities/Calls	(2,000,000.00)	(21,985,000.00)
Principal Paydowns	(95,360.63)	(624,639.77)
Purchases	6,674,590.20	69,530,556.81
Sales	(5,051,590.02)	(43,656,666.67)
Change in Cash, Payables, Receivables	777,809.50	5,219.43
Amortization/Accretion	17,353.57	147,578.82
Change in Net Unrealized Gain (Loss)	(1,204,535.84)	(220,082.21)
Realized Gain (Loss)	13,679.03	43,379.17
Ending Market Value	109,020,479.89	109,020,479.89

HOLDINGS REPORT



City of Orange | Account #10888 | As of March 31, 2026

Cusip	Security Description	Par Value/ Units	Purchase Date Purchase Yield	Cost Value Book Value	Mkt Price Mkt YTM	Market Value Accrued Int.	% of Port. Gain/Loss	Moody's/ S&P/ Fitch	Maturity Duration
ABS									
43815JAC7	HAROT 2023-1 A3 5.04 04/21/2027	20,305.57	02/16/2023 5.09%	20,301.79 20,304.61	100.12 4.12%	20,329.28 28.43	0.02% 24.67	Aaa/NA AAA	1.06 0.12
47800CAC0	JDOT 2023 A3 5.01 11/15/2027	103,373.67	02/22/2023 3.39%	103,354.83 103,367.17	100.29 4.10%	103,670.14 230.18	0.10% 302.97	Aaa/NA AAA	1.63 0.29
36271VAD9	GMALT 2025-1 A3 4.66 02/21/2028	430,000.00	02/05/2025 4.66%	429,949.26 429,968.24	100.41 4.13%	431,781.06 612.27	0.40% 1,812.82	NA/AAA AAA	1.90 0.72
05592XAD2	BMWOT 2023-A A3 5.47 02/25/2028	54,922.56	07/11/2023 5.47%	54,912.83 54,918.54	100.51 4.01%	55,201.62 50.07	0.05% 283.08	NA/AAA AAA	1.91 0.33
44935DAD1	HALST 2025-B A3 4.53 04/17/2028	330,000.00	04/24/2025 4.53%	329,970.20 329,979.45	100.39 4.20%	331,285.02 664.40	0.30% 1,305.57	NA/AAA AAA	2.05 1.04
02582JJZ4	AMXCA 2023-1 A 4.87 05/15/2026	350,000.00	06/07/2023 4.92%	349,968.96 349,998.72	100.10 4.09%	350,348.25 757.56	0.32% 349.53	NA/AAA AAA	0.12 0.12
362962AD4	GMALT 2025-2 A3 4.58 05/22/2028	985,000.00	-- 4.80%	985,558.36 985,329.40	100.47 4.11%	989,674.81 1,378.45	0.91% 4,345.41	NA/AAA AAA	2.14 0.92
438123AC5	HAROT 2023-4 A3 5.67 06/21/2028	182,741.57	11/01/2023 5.74%	182,709.39 182,726.09	100.87 4.23%	184,329.78 287.82	0.17% 1,603.69	Aaa/NA AAA	2.22 0.55
161571HT4	CHAIT 2023-1 A 5.16 09/15/2028	1,060,000.00	09/07/2023 5.23%	1,059,706.17 1,059,855.58	100.54 3.99%	1,065,750.50 2,430.93	0.98% 5,894.92	NA/AAA AAA	2.46 0.44
02582JKD1	AMXCA 2023-3 A 5.23 09/15/2026	1,055,000.00	09/12/2023 5.29%	1,054,952.84 1,054,992.79	100.58 3.98%	1,061,109.51 2,452.29	0.97% 6,116.72	NA/AAA AAA	0.46 0.44
096919AD7	BMWOT 2024-A A3 5.18 02/26/2029	357,684.95	06/04/2024 5.18%	357,630.62 357,651.42	100.66 4.30%	360,041.37 308.80	0.33% 2,389.95	Aaa/AAA NA	2.91 0.70
47786WAD2	JDOT 2024-B A3 5.2 03/15/2029	508,128.17	06/11/2024 5.81%	508,028.84 508,066.25	100.96 4.07%	513,009.25 1,174.34	0.47% 4,943.00	Aaa/NA AAA	2.96 0.80
44934QAD3	HART 2024-B A3 4.84 03/15/2029	285,000.00	07/16/2024 5.45%	284,956.99 284,972.62	100.59 4.13%	286,668.68 613.07	0.26% 1,696.06	NA/AAA AAA	2.96 0.77
43813YAC6	HAROT 2024-3 A3 4.57 03/21/2029	607,392.26	08/09/2024 4.66%	607,296.84 607,330.38	100.36 4.13%	609,559.43 771.05	0.56% 2,229.06	Aaa/NA AAA	2.97 0.72
58768YAD7	MBALT 2025-A A3 4.61 04/16/2029	530,000.00	05/14/2025 4.66%	529,935.39 529,949.66	100.72 4.21%	533,839.32 1,085.91	0.49% 3,889.66	NA/AAA AAA	3.04 1.61
05522RDJ4	BACCT 2024-1 A 4.93 05/15/2029	505,000.00	06/06/2024 4.93%	504,971.67 504,982.09	101.03 4.02%	510,223.72 1,106.51	0.47% 5,241.63	Aaa/AAA NA	3.12 1.07
47800DAD6	JDOT 2025 A3 4.23 09/17/2029	500,000.00	03/04/2025 5.09%	499,968.55 499,975.90	100.28 4.08%	501,397.00 940.00	0.46% 1,421.10	Aaa/NA AAA	3.47 1.49

HOLDINGS REPORT



City of Orange | Account #10888 | As of March 31, 2026

Cusip	Security Description	Par Value/ Units	Purchase Date Purchase Yield	Cost Value Book Value	Mkt Price Mkt YTM	Market Value Accrued Int.	% of Port. Gain/Loss	Moody's/ S&P/ Fitch	Maturity Duration
43814VAC1	HAROT 2025-1 A3 4.57 09/21/2029	795,000.00	02/04/2025 4.57%	794,975.51 794,981.53	100.66 4.03%	800,255.75 1,009.21	0.73% 5,274.21	NA/AAA AAA	3.48 1.12
096924AD7	BMWOT 2025-A A3 4.56 09/25/2029	680,000.00	02/04/2025 4.56%	679,933.02 679,949.43	100.53 4.10%	683,636.64 516.80	0.63% 3,687.21	Aaa/AAA NA	3.49 1.05
92970QAE5	WFCIT 2024-2 A 4.29 10/15/2029	560,000.00	10/17/2024 4.29%	559,916.78 559,940.78	100.41 4.05%	562,292.08 1,067.73	0.52% 2,351.30	Aaa/AAA NA	3.54 1.46
44935CAD3	HART 2025-A A3 4.32 10/15/2029	635,000.00	03/04/2025 4.84%	634,906.34 634,927.83	100.23 4.17%	636,484.63 1,219.20	0.58% 1,556.80	NA/AAA AAA	3.54 1.25
161571HZ0	CHAIT 2025-1 A 4.16 07/15/2030	900,000.00	02/26/2026 3.70%	910,089.84 909,706.68	100.25 4.08%	902,289.60 1,664.00	0.83% (7,417.08)	NA/AAA AAA	4.29 2.14
Total ABS		11,434,548.75	4.82%	11,443,995.02 11,443,875.16	100.51 4.09%	11,493,177.44 20,369.02	10.54% 49,302.28		2.69 0.99

AGENCY									
3130ANDF4	FEDERAL HOME LOAN BANKS 0.9 07/29/2026	5,000,000.00	07/29/2021 0.90%	5,010,000.00 5,000,000.00	99.05 3.82%	4,952,670.00 7,750.00	4.54% (47,330.00)	Aa1/AA+ AA+	0.33 0.32
3133EPDJ1	FEDERAL FARM CREDIT BANKS FUNDING CORP 4.375 09/15/2027	2,000,000.00	03/27/2023 3.81%	2,045,720.00 2,014,903.82	100.80 3.81%	2,015,922.00 3,888.89	1.85% 1,018.18	Aa1/AA+ AA+	1.46 1.40
3130AEB25	FEDERAL HOME LOAN BANKS 3.25 06/09/2028	2,000,000.00	07/24/2023 4.15%	1,921,180.00 1,964,595.17	98.96 3.75%	1,979,262.00 20,222.22	1.82% 14,666.83	Aa1/AA+ AA+	2.19 2.07
3130AXQK7	FEDERAL HOME LOAN BANKS 4.75 12/08/2028	2,000,000.00	01/29/2024 4.05%	2,060,660.00 2,033,578.42	102.29 3.84%	2,045,750.00 29,819.44	1.88% 12,171.58	Aa1/AA+ AA+	2.69 2.47
3133ERDH1	FEDERAL FARM CREDIT BANKS FUNDING CORP 4.75 04/30/2029	2,100,000.00	04/29/2024 4.70%	2,104,263.00 2,102,626.44	102.62 3.84%	2,155,028.40 41,839.58	1.98% 52,401.96	Aa1/AA+ AA+	3.08 2.80
Total Agency		13,100,000.00	2.95%	13,141,823.00 13,115,703.85	100.39 3.81%	13,148,632.40 103,520.14	12.06% 32,928.55		1.60 1.49

AGENCY CMBS									
3137FG6X8	FHMS K-077 A2 3.85 05/25/2028	2,200,000.00	02/11/2026 3.70%	2,202,750.00 2,202,602.92	99.37 4.07%	2,186,120.20 7,058.33	2.01% (16,482.72)	Aa1/AA+ AAA	2.15 1.95
3137FNX54	FHMS K-097 A2 2.508 07/25/2029	2,000,000.00	02/18/2026 3.76%	1,919,062.50 1,921,509.14	95.03 4.11%	1,900,588.00 4,180.00	1.74% (20,921.14)	Aaa/AA+ AA+	3.32 3.09
3137FRUT6	FHMS K-106 A2 2.069 01/25/2030	1,500,000.00	06/12/2025 4.23%	1,365,820.31 1,389,113.71	92.74 4.14%	1,391,094.00 2,586.25	1.28% 1,980.29	Aa1/AA+ AAA	3.82 3.56

HOLDINGS REPORT



City of Orange | Account #10888 | As of March 31, 2026

Cusip	Security Description	Par Value/ Units	Purchase Date Purchase Yield	Cost Value Book Value	Mkt Price Mkt YTM	Market Value Accrued Int.	% of Port. Gain/Loss	Moody's/ S&P/ Fitch	Maturity Duration
3137HB2L7	FHMS K-753 A2 4.4 10/25/2030	2,000,000.00	02/18/2026 3.87%	2,040,390.63 2,039,501.60	100.49 4.24%	2,009,774.00 7,333.33	1.84% (29,727.60)	Aa1/AA+ AAA	4.57 3.97
3137F8ZV8	FHMS K-123 A2 1.621 12/25/2030	2,200,000.00	02/11/2026 3.98%	1,976,648.44 1,982,142.79	89.15 4.22%	1,961,209.80 2,971.83	1.80% (20,932.99)	Aa1/AA+ AAA	4.74 4.36
Total Agency CMBS		9,900,000.00	3.88%	9,504,671.88 9,534,870.16	95.64 4.16%	9,448,786.00 24,129.75	8.67% (86,084.16)		3.68 3.35
CASH									
CCYUSD	Receivable	6,950.57	--	6,950.57 6,950.57	1.00	6,950.57 0.00	0.01% 0.00	Aaa/AAA AAA	0.00 0.00
Total Cash		6,950.57		6,950.57 6,950.57	1.00	6,950.57 0.00	0.01% 0.00		0.00 0.00
COMMERCIAL PAPER									
62479MH30	MUFG Bank, Ltd., New York Branch 08/03/2026	2,200,000.00	02/13/2026 3.73%	2,162,545.61 2,172,189.55	98.66 3.94%	2,170,572.80 0.00	1.99% (1,616.75)	P-1/A-1 NA	0.34 0.43
Total Commercial Paper		2,200,000.00	3.73%	2,162,545.61 2,172,189.55	98.66 3.94%	2,170,572.80 0.00	1.99% (1,616.75)		0.34 0.43
CORPORATE									
24422EXD6	JOHN DEERE CAPITAL CORP 5.15 09/08/2026	505,000.00	09/05/2023 5.18%	504,641.45 504,947.66	100.48 4.01%	507,430.57 1,661.59	0.47% 2,482.91	A1/A A+	0.44 0.43
713448FW3	PEPSICO INC 5.125 11/10/2026	380,000.00	11/08/2023 5.13%	379,897.40 379,979.12	100.53 4.23%	382,010.58 7,627.71	0.35% 2,031.46	A1/A+ NA	0.61 0.50
78016FZW7	ROYAL BANK OF CANADA 4.9 01/12/2028	1,000,000.00	03/30/2023 4.95%	997,990.00 999,251.42	101.16 4.22%	1,011,556.00 10,752.78	0.93% 12,304.58	A1/A AA-	1.79 1.68
06051GGF0	BANK OF AMERICA CORP 3.824 01/20/2028	1,250,000.00	06/27/2024 5.30%	1,206,175.00 1,236,234.46	99.50 5.06%	1,243,767.50 9,427.22	1.14% 7,533.04	A1/A- AA-	1.81 0.78
713448FL7	PEPSICO INC 3.6 02/18/2028	1,500,000.00	03/27/2024 4.49%	1,452,735.00 1,477,131.98	99.22 4.03%	1,488,339.00 6,450.00	1.37% 11,207.02	A1/A+ NA	1.89 1.79
857477CU5	STATE STREET CORP 4.536 02/28/2028	1,285,000.00	02/25/2025 4.51%	1,285,000.00 1,285,000.00	100.67 4.17%	1,293,609.50 5,343.03	1.19% 8,609.50	Aa3/A AA-	1.91 1.73
58933YBH7	MERCK & CO INC 4.05 05/17/2028	1,250,000.00	09/26/2024 3.76%	1,261,775.00 1,256,776.52	100.12 3.99%	1,251,466.25 18,843.75	1.15% (5,310.27)	Aa3/A+ NA	2.13 1.92

HOLDINGS REPORT



City of Orange | Account #10888 | As of March 31, 2026

Cusip	Security Description	Par Value/ Units	Purchase Date Purchase Yield	Cost Value Book Value	Mkt Price Mkt YTM	Market Value Accrued Int.	% of Port. Gain/Loss	Moody's/ S&P/ Fitch	Maturity Duration
91324PEU2	UNITEDHEALTH GROUP INC 4.25 01/15/2029	1,000,000.00	05/28/2024 5.05%	967,180.00 980,214.89	99.82 4.32%	998,223.00 8,972.22	0.92% 18,008.11	A2/A+ A	2.79 2.58
69371RS80	PACCAR FINANCIAL CORP 4.6 01/31/2029	1,200,000.00	03/27/2024 4.70%	1,194,684.00 1,196,888.49	101.46 4.05%	1,217,532.00 9,353.33	1.12% 20,643.51	A1/A+ NA	2.84 2.62
17275RBR2	CISCO SYSTEMS INC 4.85 02/26/2029	1,250,000.00	02/27/2024 4.84%	1,250,650.00 1,250,373.76	101.83 4.17%	1,272,891.25 5,894.10	1.17% 22,517.49	A1/AA- NA	2.91 2.60
002824BRO	ABBOTT LABORATORIES 3.7 03/09/2029	1,000,000.00	-- 3.75%	998,465.00 998,497.21	98.81 4.13%	988,106.00 2,261.11	0.91% (10,391.21)	Aa3/A+ NA	2.94 2.75
437076DC3	HOME DEPOT INC 4.75 06/25/2029	1,250,000.00	06/27/2024 4.82%	1,245,987.50 1,247,400.57	101.54 4.23%	1,269,211.25 15,833.33	1.16% 21,810.68	A2/A A	3.24 2.87
532457CQ9	ELI LILLY AND CO 4.2 08/14/2029	705,000.00	08/12/2024 4.25%	703,456.05 703,959.14	100.09 4.17%	705,667.64 3,865.75	0.65% 1,708.49	Aa3/A+ NA	3.37 3.10
171239AL0	CHUBB INA HOLDINGS LLC 4.65 08/15/2029	1,250,000.00	09/26/2024 4.08%	1,280,725.00 1,271,062.06	101.12 4.29%	1,264,053.75 7,427.08	1.16% (7,008.31)	A2/A A	3.38 3.01
40139LBJ1	GUARDIAN LIFE GLOBAL FUNDING 4.179 09/26/2029	1,300,000.00	11/26/2024 4.67%	1,272,336.00 1,280,020.44	99.08 4.47%	1,287,991.90 754.54	1.18% 7,971.46	Aa1/AA+ NA	3.49 3.21
64952WFK4	NEW YORK LIFE GLOBAL FUNDING 4.6 12/05/2029	830,000.00	12/02/2024 4.61%	829,526.90 829,651.78	100.59 4.42%	834,875.42 12,302.44	0.77% 5,223.64	Aa1/AA+ AAA	3.68 3.30
14913UAX8	CATERPILLAR FINANCIAL SERVICES CORP 4.8 01/08/2030	960,000.00	01/06/2025 4.84%	958,147.20 958,601.78	102.31 4.13%	982,173.12 10,624.00	0.90% 23,571.34	A2/A A+	3.77 3.39
59217GFT1	METROPOLITAN LIFE GLOBAL FUNDING I 4.9 01/09/2030	820,000.00	01/02/2025 4.95%	818,310.80 818,724.31	100.87 4.65%	827,102.84 9,152.11	0.76% 8,378.53	Aa3/AA- AA-	3.78 3.38
57629TBV8	MASSMUTUAL GLOBAL FUNDING II 4.95 01/10/2030	1,200,000.00	-- 4.90%	1,202,338.00 1,201,963.10	101.07 4.64%	1,212,854.40 13,365.00	1.11% 10,891.30	Aa3/AA+ AA+	3.78 3.38
57636QAP9	MASTERCARD INC 3.35 03/26/2030	1,200,000.00	03/30/2026 4.28%	1,159,488.00 1,159,515.82	96.70 4.26%	1,160,433.60 558.33	1.06% 917.78	Aa3/A+ NA	3.99 3.68
24422EYF0	JOHN DEERE CAPITAL CORP 4.375 10/15/2030	1,000,000.00	03/30/2026 4.44%	997,420.00 997,421.56	99.85 4.41%	998,526.00 20,173.61	0.92% 1,104.44	A1/A A+	4.54 4.00
61747YFU4	MORGAN STANLEY 4.654 10/18/2030	2,200,000.00	02/13/2026 4.16%	2,236,300.00 2,235,134.28	99.96 4.68%	2,199,093.60 46,359.01	2.02% (36,040.68)	A1/A- A+	4.55 3.17
828807EB9	SIMON PROPERTY GROUP LP 4.3 01/15/2031	1,400,000.00	02/18/2026 4.23%	1,403,920.00 1,403,828.68	98.55 4.64%	1,379,747.60 13,043.33	1.27% (24,081.08)	A3/A NA	4.79 4.24
46647PEV4	JPMORGAN CHASE & CO 5.14 01/24/2031	1,300,000.00	02/11/2026 4.22%	1,343,264.00 1,341,823.87	101.83 4.62%	1,323,791.30 12,435.94	1.21% (18,032.57)	A1/A AA-	4.82 3.41
025816DY2	AMERICAN EXPRESS CO 5.085 01/30/2031	1,000,000.00	03/30/2026 4.62%	1,016,100.00 1,016,088.51	101.69 4.61%	1,016,915.00 8,616.25	0.93% 826.49	A2/A- A	4.84 3.42

HOLDINGS REPORT



City of Orange | Account #10888 | As of March 31, 2026

Cusip	Security Description	Par Value/ Units	Purchase Date Purchase Yield	Cost Value Book Value	Mkt Price Mkt YTM	Market Value Accrued Int.	% of Port. Gain/Loss	Moody's/ S&P/ Fitch	Maturity Duration
02079KBK2	ALPHABET INC 4.1 02/15/2031	1,300,000.00	02/12/2026 4.10%	1,300,075.52 1,300,073.60	99.31 4.26%	1,290,966.30 7,106.67	1.18% (9,107.30)	Aa2/AA+ NA	4.88 4.35
Total Corporate		29,335,000.00	4.52%	29,266,587.82 29,330,565.02	100.27 4.36%	29,408,335.36 268,204.26	26.98% 77,770.34		3.35 2.84

MONEY MARKET FUND									
31846V203	FIRST AMER:GVT OBLG Y	278,772.52	-- 3.28%	278,772.52 278,772.52	1.00 3.28%	278,772.52 0.00	0.26% 0.00	Aaa/ AAAm AAA	0.00 0.00
Total Money Market Fund		278,772.52	3.28%	278,772.52 278,772.52	1.00 3.28%	278,772.52 0.00	0.26% 0.00		0.00 0.00

SUPRANATIONAL									
459058KT9	INTERNATIONAL BANK FOR RECONSTRUCTION AND DEVELOPM 3.5 07/12/2028	2,000,000.00	07/24/2023 4.19%	1,938,380.00 1,971,688.11	99.32 3.81%	1,986,320.00 15,361.11	1.82% 14,631.89	Aaa/AAA NA	2.28 2.15
459058LR2	INTERNATIONAL BANK FOR RECONSTRUCTION AND DEVELOPM 4.125 03/20/2030	635,000.00	03/14/2025 4.20%	632,733.05 633,201.09	100.81 3.90%	640,141.60 800.36	0.59% 6,940.51	Aaa/AAA NA	3.97 3.63
Total Supranational		2,635,000.00	4.20%	2,571,113.05 2,604,889.20	99.68 3.84%	2,626,461.60 16,161.48	2.41% 21,572.40		2.69 2.51

US TREASURY									
91282CCZ2	UNITED STATES TREASURY 0.875 09/30/2026	3,000,000.00	09/30/2021 1.01%	2,980,546.88 2,998,061.08	98.59 3.76%	2,957,742.00 71.72	2.71% (40,319.08)	Aa1/AA+ AA+	0.50 0.49
91282CKD2	UNITED STATES TREASURY 4.25 02/28/2029	1,500,000.00	03/27/2024 4.18%	1,504,511.72 1,502,669.89	101.15 3.83%	1,517,226.00 5,543.48	1.39% 14,556.11	Aa1/AA+ AA+	2.91 2.71
91282CKG5	UNITED STATES TREASURY 4.125 03/31/2029	2,200,000.00	05/28/2024 4.53%	2,161,156.25 2,175,928.75	100.83 3.83%	2,218,304.00 247.95	2.03% 42,375.25	Aa1/AA+ AA+	3.00 2.80
91282CKP5	UNITED STATES TREASURY 4.625 04/30/2029	2,000,000.00	-- 4.13%	2,042,382.82 2,027,754.34	102.27 3.84%	2,045,312.00 38,839.78	1.88% 17,557.66	Aa1/AA+ AA+	3.08 2.80
91282CKT7	UNITED STATES TREASURY 4.5 05/31/2029	2,200,000.00	06/13/2024 4.25%	2,224,578.13 2,215,680.09	101.94 3.84%	2,242,625.00 33,181.32	2.06% 26,944.91	Aa1/AA+ AA+	3.17 2.89
91282CLC3	UNITED STATES TREASURY 4.0 07/31/2029	2,500,000.00	-- 3.62%	2,540,527.34 2,528,522.23	100.45 3.86%	2,511,132.50 16,574.59	2.30% (17,389.73)	Aa1/AA+ AA+	3.33 3.08

HOLDINGS REPORT



City of Orange | Account #10888 | As of March 31, 2026

Cusip	Security Description	Par Value/ Units	Purchase Date Purchase Yield	Cost Value Book Value	Mkt Price Mkt YTM	Market Value Accrued Int.	% of Port. Gain/Loss	Moody's/ S&P/ Fitch	Maturity Duration
91282CFJ5	UNITED STATES TREASURY 3.125 08/31/2029	2,000,000.00	10/30/2024 4.10%	1,915,156.25 1,940,008.50	97.64 3.87%	1,952,890.00 5,434.78	1.79% 12,881.50	Aa1/AA+ AA+	3.42 3.19
91282CFL0	UNITED STATES TREASURY 3.875 09/30/2029	2,200,000.00	10/30/2024 4.10%	2,177,828.13 2,184,214.12	100.01 3.87%	2,200,171.60 232.92	2.02% 15,957.48	Aa1/AA+ AA+	3.50 3.24
91282CFT3	UNITED STATES TREASURY 4.0 10/31/2029	2,500,000.00	04/29/2025 3.77%	2,523,535.16 2,518,727.98	100.40 3.88%	2,509,960.00 41,988.95	2.30% (8,767.98)	Aa1/AA+ AA+	3.59 3.25
91282CMA6	UNITED STATES TREASURY 4.125 11/30/2029	2,400,000.00	12/27/2024 4.45%	2,366,062.50 2,374,698.04	100.83 3.88%	2,419,874.40 33,181.32	2.22% 45,176.36	Aa1/AA+ AA+	3.67 3.33
91282CMG3	UNITED STATES TREASURY 4.25 01/31/2030	2,500,000.00	04/29/2025 3.78%	2,550,488.28 2,540,721.98	101.27 3.89%	2,531,640.00 17,610.50	2.32% (9,081.98)	Aa1/AA+ AA+	3.84 3.49
91282CGQ8	UNITED STATES TREASURY 4.0 02/28/2030	2,700,000.00	-- 4.02%	2,697,195.31 2,697,761.89	100.38 3.89%	2,710,230.30 9,391.30	2.49% 12,468.41	Aa1/AA+ AA+	3.91 3.58
91282CGS4	UNITED STATES TREASURY 3.625 03/31/2030	2,500,000.00	04/29/2025 3.80%	2,480,664.06 2,484,281.47	98.96 3.91%	2,474,120.00 247.61	2.27% (10,161.47)	Aa1/AA+ AA+	4.00 3.68
91282CMZ1	UNITED STATES TREASURY 3.875 04/30/2030	2,700,000.00	05/29/2025 4.03%	2,681,542.97 2,684,687.65	99.89 3.90%	2,697,046.20 43,930.94	2.47% 12,358.55	Aa1/AA+ AA+	4.08 3.68
91282CHF1	UNITED STATES TREASURY 3.75 05/31/2030	2,600,000.00	-- 3.84%	2,589,183.60 2,590,687.74	99.39 3.91%	2,584,155.60 32,678.57	2.37% (6,532.14)	Aa1/AA+ AA+	4.17 3.77
91282CNN7	UNITED STATES TREASURY 3.875 07/31/2030	2,500,000.00	-- 3.68%	2,519,589.84 2,519,115.67	99.83 3.92%	2,495,800.00 16,056.63	2.29% (23,315.67)	Aa1/AA+ AA+	4.33 3.93
91282CNX5	UNITED STATES TREASURY 3.625 08/31/2030	2,400,000.00	09/29/2025 3.74%	2,387,625.00 2,388,892.11	98.77 3.93%	2,370,561.60 7,565.22	2.17% (18,330.51)	Aa1/AA+ AA+	4.42 4.02
Total US Treasury		40,400,000.00	3.77%	40,342,574.24 40,372,413.54	100.11 3.87%	40,438,791.20 302,777.58	37.09% 66,377.66		3.46 3.16
Total Portfolio		109,290,271.84	4.00%	108,719,033.72 108,860,229.58	99.54 4.04%	109,020,479.89 735,162.22	100.00% 160,250.30		3.05 2.58
Total Market Value + Accrued						109,755,642.11			

TRANSACTION LEDGER



City of Orange | Account #10888 | As of March 31, 2026

Transaction Type	Settlement Date	CUSIP	Quantity	Security Description	Price	Acq/Disp Yield	Amount	Interest Pur/Sold	Total Amount	Gain/Loss
ACQUISITIONS										
Purchase	03/02/2026	31846V203	206,143.80	FIRST AMER:GVT OBLG Y	1.000	3.30%	(206,143.80)	0.00	(206,143.80)	0.00
Purchase	03/03/2026	31846V203	2,022,962.27	FIRST AMER:GVT OBLG Y	1.000	3.31%	(2,022,962.27)	0.00	(2,022,962.27)	0.00
Purchase	03/16/2026	31846V203	110,579.44	FIRST AMER:GVT OBLG Y	1.000	3.28%	(110,579.44)	0.00	(110,579.44)	0.00
Purchase	03/20/2026	31846V203	3.17	FIRST AMER:GVT OBLG Y	1.000	3.26%	(3.17)	0.00	(3.17)	0.00
Purchase	03/20/2026	31846V203	18,526.12	FIRST AMER:GVT OBLG Y	1.000	3.26%	(18,526.12)	0.00	(18,526.12)	0.00
Purchase	03/23/2026	31846V203	54,129.75	FIRST AMER:GVT OBLG Y	1.000	3.26%	(54,129.75)	0.00	(54,129.75)	0.00
Purchase	03/25/2026	31846V203	61,253.84	FIRST AMER:GVT OBLG Y	1.000	3.27%	(61,253.84)	0.00	(61,253.84)	0.00
Purchase	03/26/2026	31846V203	27,163.50	FIRST AMER:GVT OBLG Y	1.000	3.28%	(27,163.50)	0.00	(27,163.50)	0.00
Purchase	03/31/2026	025816DY2	1,000,000.00	AMERICAN EXPRESS CO 5.085 01/30/2031	101.610	4.62%	(1,016,100.00)	(8,475.00)	(1,024,575.00)	0.00
Purchase	03/31/2026	24422EYF0	1,000,000.00	JOHN DEERE CAPITAL CORP 4.375 10/15/2030	99.742	4.44%	(997,420.00)	(20,173.61)	(1,017,593.61)	0.00
Purchase	03/31/2026	57636QAP9	1,200,000.00	MASTERCARD INC 3.35 03/26/2030	96.624	4.28%	(1,159,488.00)	(558.33)	(1,160,046.33)	0.00
Purchase	03/31/2026	91282CNN7	500,000.00	UNITED STATES TREASURY 3.875 07/31/2030	99.762	3.93%	(498,808.59)	(3,157.80)	(501,966.39)	0.00
Purchase	03/31/2026	91282CLC3	500,000.00	UNITED STATES TREASURY 4.0 07/31/2029	100.402	3.87%	(502,011.72)	(3,259.67)	(505,271.39)	0.00
Total Purchase			6,700,761.89				(6,674,590.20)	(35,624.41)	(6,710,214.61)	0.00
TOTAL ACQUISITIONS			6,700,761.89				(6,674,590.20)	(35,624.41)	(6,710,214.61)	0.00

TRANSACTION LEDGER



City of Orange | Account #10888 | As of March 31, 2026

Transaction Type	Settlement Date	CUSIP	Quantity	Security Description	Price	Acq/Disp Yield	Amount	Interest Pur/Sold	Total Amount	Gain/Loss
DISPOSITIONS										
Maturity	03/03/2026	74753DC37	(2,000,000.00)	QUALCOMM Incorporated 03/03/2026	100.000	3.65%	2,000,000.00	0.00	2,000,000.00	0.00
Total Maturity			(2,000,000.00)				2,000,000.00	0.00	2,000,000.00	0.00
Sale	03/02/2026	31846V203	(1,500.00)	FIRST AMER:GVT OBLG Y	1.000	3.30%	1,500.00	0.00	1,500.00	0.00
Sale	03/09/2026	31846V203	(985,461.25)	FIRST AMER:GVT OBLG Y	1.000	3.28%	985,461.25	0.00	985,461.25	0.00
Sale	03/12/2026	31846V203	(6,339.10)	FIRST AMER:GVT OBLG Y	1.000	3.27%	6,339.10	0.00	6,339.10	0.00
Sale	03/31/2026	06368LAQ9	(1,000,000.00)	BANK OF MONTREAL 4.7 09/14/2027	100.470	4.91%	1,004,700.00	(2,219.44)	1,006,919.44	7,461.30
Sale	03/31/2026	91282CKD2	(700,000.00)	UNITED STATES TREASURY 4.25 02/28/2029	101.066	4.18%	707,464.84	(2,506.11)	709,970.95	6,217.72
Sale	03/31/2026	31846V203	(2,346,124.83)	FIRST AMER:GVT OBLG Y	1.000	3.28%	2,346,124.83	0.00	2,346,124.83	0.00
Total Sale			(5,039,425.18)				5,051,590.02	(4,725.55)	5,056,315.57	13,679.02
TOTAL DISPOSITIONS			(7,039,425.18)				7,051,590.02	(4,725.55)	7,056,315.57	13,679.02
OTHER TRANSACTIONS										
Coupon	03/01/2026	3137FRUT6	0.00	FHMS K-106 A2 2.069 01/25/2030		4.23%	2,586.25	0.00	2,586.25	0.00
Coupon	03/01/2026	3137F8ZV8	0.00	FHMS K-123 A2 1.621 12/25/2030		3.98%	2,971.83	0.00	2,971.83	0.00
Coupon	03/01/2026	3137HB2L7	0.00	FHMS K-753 A2 4.4 10/25/2030		3.87%	7,333.33	0.00	7,333.33	0.00
Coupon	03/01/2026	3137FNX54	0.00	FHMS K-097 A2 2.508 07/25/2029		3.76%	4,180.00	0.00	4,180.00	0.00

TRANSACTION LEDGER



City of Orange | Account #10888 | As of March 31, 2026

Transaction Type	Settlement Date	CUSIP	Quantity	Security Description	Price	Acq/Disp Yield	Amount	Interest Pur/Sold	Total Amount	Gain/Loss
Coupon	03/01/2026	3137FG6X8	0.00	FHMS K-077 A2 3.85 05/25/2028		3.70%	7,058.33	0.00	7,058.33	0.00
Coupon	03/08/2026	24422EXD6	0.00	JOHN DEERE CAPITAL CORP 5.15 09/08/2026		5.18%	13,003.75	0.00	13,003.75	0.00
Coupon	03/14/2026	06368LAQ9	0.00	BANK OF MONTREAL 4.7 09/14/2027		4.91%	23,500.00	0.00	23,500.00	0.00
Coupon	03/15/2026	47786WAD2	0.00	JDOT 2024-B A3 5.2 03/15/2029		5.81%	2,210.00	0.00	2,210.00	0.00
Coupon	03/15/2026	44934QAD3	0.00	HART 2024-B A3 4.84 03/15/2029		5.45%	1,149.50	0.00	1,149.50	0.00
Coupon	03/15/2026	02582JKD1	0.00	AMXCA 2023-3 A 5.23 09/15/2026		5.29%	4,598.04	0.00	4,598.04	0.00
Coupon	03/15/2026	161571HT4	0.00	CHAIT 2023-1 A 5.16 09/15/2028		5.23%	4,558.00	0.00	4,558.00	0.00
Coupon	03/15/2026	47800DAD6	0.00	JDOT 2025 A3 4.23 09/17/2029		5.09%	1,762.50	0.00	1,762.50	0.00
Coupon	03/15/2026	05522RDJ4	0.00	BACCT 2024-1 A 4.93 05/15/2029		4.93%	2,074.71	0.00	2,074.71	0.00
Coupon	03/15/2026	02582JJZ4	0.00	AMXCA 2023-1 A 4.87 05/15/2026		4.92%	1,420.42	0.00	1,420.42	0.00
Coupon	03/15/2026	44935CAD3	0.00	HART 2025-A A3 4.32 10/15/2029		4.84%	2,286.00	0.00	2,286.00	0.00
Coupon	03/15/2026	58768YAD7	0.00	MBALT 2025-A A3 4.61 04/16/2029		4.66%	2,036.08	0.00	2,036.08	0.00
Coupon	03/15/2026	44935DAD1	0.00	HALST 2025-B A3 4.53 04/17/2028		4.53%	1,245.75	0.00	1,245.75	0.00
Coupon	03/15/2026	92970QAE5	0.00	WFCIT 2024-2 A 4.29 10/15/2029		4.29%	2,002.00	0.00	2,002.00	0.00
Coupon	03/15/2026	3133EPDJ1	0.00	FEDERAL FARM CREDIT BANKS FUNDING CORP 4.375 09/15/2027		3.81%	43,750.00	0.00	43,750.00	0.00
Coupon	03/15/2026	161571HZ0	0.00	CHAIT 2025-1 A 4.16 07/15/2030		3.70%	3,120.00	0.00	3,120.00	0.00

TRANSACTION LEDGER



City of Orange | Account #10888 | As of March 31, 2026

Transaction Type	Settlement Date	CUSIP	Quantity	Security Description	Price	Acq/Disp Yield	Amount	Interest Pur/Sold	Total Amount	Gain/Loss
Coupon	03/15/2026	47800CAC0	0.00	JDOT 2023 A3 5.01 11/15/2027		3.39%	483.82	0.00	483.82	0.00
Coupon	03/20/2026	362962AD4	0.00	GMALT 2025-2 A3 4.58 05/22/2028		4.80%	3,759.41	0.00	3,759.41	0.00
Coupon	03/20/2026	36271VAD9	0.00	GMALT 2025-1 A3 4.66 02/21/2028		4.66%	1,669.83	0.00	1,669.83	0.00
Coupon	03/20/2026	459058LR2	0.00	INTERNATIONAL BANK FOR RECONSTRUCTION AND DEVELOPM 4.125 03/20/2030		4.20%	13,100.05	0.00	13,100.05	0.00
Coupon	03/21/2026	438123AC5	0.00	HAROT 2023-4 A3 5.67 06/21/2028		5.74%	939.43	0.00	939.43	0.00
Coupon	03/21/2026	43815JAC7	0.00	HAROT 2023-1 A3 5.04 04/21/2027		5.09%	122.89	0.00	122.89	0.00
Coupon	03/21/2026	43813YAC6	0.00	HAROT 2024-3 A3 4.57 03/21/2029		4.66%	2,399.25	0.00	2,399.25	0.00
Coupon	03/21/2026	43814VAC1	0.00	HAROT 2025-1 A3 4.57 09/21/2029		4.57%	3,027.62	0.00	3,027.62	0.00
Coupon	03/25/2026	05592XAD2	0.00	BMWOT 2023-A A3 5.47 02/25/2028		5.47%	285.15	0.00	285.15	0.00
Coupon	03/25/2026	096919AD7	0.00	BMWOT 2024-A A3 5.18 02/26/2029		5.18%	1,654.96	0.00	1,654.96	0.00
Coupon	03/25/2026	096924AD7	0.00	BMWOT 2025-A A3 4.56 09/25/2029		4.56%	2,584.00	0.00	2,584.00	0.00
Coupon	03/26/2026	40139LBJ1	0.00	GUARDIAN LIFE GLOBAL FUNDING 4.179 09/26/2029		4.67%	27,163.50	0.00	27,163.50	0.00
Coupon	03/31/2026	91282CKG5	0.00	UNITED STATES TREASURY 4.125 03/31/2029		4.53%	45,375.00	0.00	45,375.00	0.00
Coupon	03/31/2026	91282CFL0	0.00	UNITED STATES TREASURY 3.875 09/30/2029		4.10%	42,625.00	0.00	42,625.00	0.00

TRANSACTION LEDGER



City of Orange | Account #10888 | As of March 31, 2026

Transaction Type	Settlement Date	CUSIP	Quantity	Security Description	Price	Acq/Disp Yield	Amount	Interest Pur/Sold	Total Amount	Gain/Loss
Coupon	03/31/2026	91282CGS4	0.00	UNITED STATES TREASURY 3.625 03/31/2030		3.80%	45,312.50	0.00	45,312.50	0.00
Coupon	03/31/2026	91282CCZ2	0.00	UNITED STATES TREASURY 0.875 09/30/2026		1.01%	13,125.00	0.00	13,125.00	0.00
Total Coupon			0.00				336,473.90	0.00	336,473.90	0.00
Custody Fee	03/25/2026	CCYUSD	(737.46)	Cash		0.00%	(737.46)	0.00	(737.46)	0.00
Total Custody Fee			(737.46)				(737.46)	0.00	(737.46)	0.00
Dividend	03/31/2026	31846V203	0.00	FIRST AMER:GVT OBLG Y		3.28%	6,950.57	0.00	6,950.57	0.00
Total Dividend			0.00				6,950.57	0.00	6,950.57	0.00
Management Fee	03/12/2026	CCYUSD	(6,339.10)	Cash		0.00%	(6,339.10)	0.00	(6,339.10)	0.00
Total Management Fee			(6,339.10)				(6,339.10)	0.00	(6,339.10)	0.00
Principal Paydown	03/15/2026	47786WAD2	1,871.83	JDOT 2024-B A3 5.2 03/15/2029		5.81%	1,871.83	--	1,871.83	0.00
Principal Paydown	03/15/2026	47800CAC0	12,510.79	JDOT 2023 A3 5.01 11/15/2027		3.39%	12,510.79	--	12,510.79	(0.00)
Principal Paydown	03/21/2026	438123AC5	16,080.03	HAROT 2023-4 A3 5.67 06/21/2028		5.74%	16,080.03	--	16,080.03	(0.00)
Principal Paydown	03/21/2026	43815JAC7	8,952.79	HAROT 2023-1 A3 5.04 04/21/2027		5.09%	8,952.79	--	8,952.79	0.00
Principal Paydown	03/21/2026	43813YAC6	22,607.74	HAROT 2024-3 A3 4.57 03/21/2029		4.66%	22,607.74	--	22,607.74	(0.00)
Principal Paydown	03/25/2026	05592XAD2	7,634.21	BMWOT 2023-A A3 5.47 02/25/2028		5.47%	7,634.21	--	7,634.21	0.00
Principal Paydown	03/25/2026	096919AD7	25,703.24	BMWOT 2024-A A3 5.18 02/26/2029		5.18%	25,703.24	--	25,703.24	0.01
Total Principal Paydown			95,360.63				95,360.63	--	95,360.63	0.01
TOTAL OTHER TRANSACTIONS			88,284.07				431,708.54	0.00	431,708.54	0.01

INCOME EARNED



City of Orange | Account #10888 | As of March 31, 2026

Cusip	Security Description	Trade Date Settle Date Units	Book Value: Begin Book Value: Acq Book Value: Disp Book Value: End	Prior Accrued Inc. Received Ending Accrued Total Interest	Accr. Of Discount Amort. Of Premium Net Accret/Amort Income Earned	Total Income
CASH & EQUIVALENTS						
31846V203	FIRST AMER:GVT OBLG Y	278,772.52	1,117,435.81 2,500,761.89 (3,339,425.18) 278,772.52	0.00 22,962.27 0.00 22,962.27	0.00 0.00 0.00 22,962.27	22,962.27
74753DC37	QUALCOMM Incorporated 03/03/2026	02/24/2026 02/24/2026 0.00	1,999,594.45 0.00 (2,000,000.00) 0.00	0.00 0.00 0.00 0.00	405.55 0.00 405.55 405.55	405.55
CCYUSD	Payable	0.00	(998,465.00) 0.00 0.00 0.00	0.00 0.00 0.00 0.00	0.00 0.00 0.00 0.00	0.00
CCYUSD	Receivable	6,950.57	227,606.07 0.00 0.00 6,950.57	0.00 0.00 0.00 0.00	0.00 0.00 0.00 0.00	0.00
Total Cash & Equivalents		285,723.09	2,346,171.33 2,500,761.89 (5,339,425.18) 285,723.09	0.00 22,962.27 0.00 22,962.27	405.55 0.00 405.55 23,367.82	23,367.82
FIXED INCOME						
002824BR0	ABBOTT LABORATORIES 3.7 03/09/2029	03/09/2026 1,000,000.00	998,465.00 0.00 0.00 998,497.21	0.00 0.00 2,261.11 2,261.11	32.21 0.00 32.21 2,293.32	2,293.32
02079KBK2	ALPHABET INC 4.1 02/15/2031	02/12/2026 02/17/2026 1,300,000.00	1,300,074.98 0.00 0.00 1,300,073.60	2,665.00 0.00 7,106.67 4,441.67	4.47 (5.85) (1.38) 4,440.28	4,440.28
025816DY2	AMERICAN EXPRESS CO 5.085 01/30/2031	03/30/2026 03/31/2026 1,000,000.00	0.00 1,016,100.00 0.00 1,016,088.51	0.00 (8,475.00) 8,616.25 141.25	0.00 (11.49) (11.49) 129.76	129.76

INCOME EARNED



City of Orange | Account #10888 | As of March 31, 2026

Cusip	Security Description	Trade Date Settle Date Units	Book Value: Begin Book Value: Acq Book Value: Disp Book Value: End	Prior Accrued Inc. Received Ending Accrued Total Interest	Accr. Of Discount Amort. Of Premium Net Accret/Amort Income Earned	Total Income
02582JJZ4	AMXCA 2023-1 A 4.87 05/15/2026	06/07/2023 06/14/2023 350,000.00	349,997.82 0.00 0.00 349,998.72	757.56 1,420.42 757.56 1,420.42	0.90 0.00 0.90 1,421.32	1,421.32
02582JKD1	AMXCA 2023-3 A 5.23 09/15/2026	09/12/2023 09/19/2023 1,055,000.00	1,054,991.45 0.00 0.00 1,054,992.79	2,452.29 4,598.04 2,452.29 4,598.04	1.34 0.00 1.34 4,599.38	4,599.38
05522RDJ4	BACCT 2024-1 A 4.93 05/15/2029	06/06/2024 06/13/2024 505,000.00	504,981.61 0.00 0.00 504,982.09	1,106.51 2,074.71 1,106.51 2,074.71	0.49 0.00 0.49 2,075.20	2,075.20
05592XAD2	BMWOT 2023-A A3 5.47 02/25/2028	07/11/2023 07/18/2023 54,922.56	62,551.98 0.00 (7,634.21) 54,918.54	57.03 285.15 50.07 278.19	0.76 0.00 0.76 278.95	278.95
06051GGF0	BANK OF AMERICA CORP 3.824 01/20/2028	06/27/2024 06/28/2024 1,250,000.00	1,234,782.99 0.00 0.00 1,236,234.46	5,443.89 0.00 9,427.22 3,983.33	1,451.47 0.00 1,451.47 5,434.80	5,434.80
06368LAQ9	BANK OF MONTREAL 4.7 09/14/2027	03/30/2023 03/31/2023 0.00	997,082.99 0.00 (997,238.70) 0.00	21,802.78 25,719.44 0.00 3,916.66	155.71 0.00 155.71 4,072.37	4,072.37
096919AD7	BMWOT 2024-A A3 5.18 02/26/2029	06/04/2024 06/11/2024 357,684.95	383,351.20 0.00 (25,703.23) 357,651.42	330.99 1,654.96 308.80 1,632.77	3.46 0.00 3.46 1,636.23	1,636.23
096924AD7	BMWOT 2025-A A3 4.56 09/25/2029	02/04/2025 02/12/2025 680,000.00	679,948.20 0.00 0.00 679,949.43	516.80 2,584.00 516.80 2,584.00	1.23 0.00 1.23 2,585.23	2,585.23
14913UAX8	CATERPILLAR FINANCIAL SERVICES CORP 4.8 01/08/2030	01/06/2025 01/08/2025 960,000.00	958,570.32 0.00 0.00 958,601.78	6,784.00 0.00 10,624.00 3,840.00	31.45 0.00 31.45 3,871.45	3,871.45

INCOME EARNED



City of Orange | Account #10888 | As of March 31, 2026

Cusip	Security Description	Trade Date Settle Date Units	Book Value: Begin Book Value: Acq Book Value: Disp Book Value: End	Prior Accrued Inc. Received Ending Accrued Total Interest	Accr. Of Discount Amort. Of Premium Net Accret/Amort Income Earned	Total Income
161571HT4	CHAIT 2023-1 A 5.16 09/15/2028	09/07/2023 09/15/2023 1,060,000.00	1,059,850.59 0.00 0.00 1,059,855.58	2,430.93 4,558.00 2,430.93 4,558.00	4.99 0.00 4.99 4,562.99	4,562.99
161571HZ0	CHAIT 2025-1 A 4.16 07/15/2030	02/26/2026 02/27/2026 900,000.00	910,066.62 0.00 0.00 909,706.68	1,664.00 3,120.00 1,664.00 3,120.00	0.00 (359.94) (359.94) 2,760.06	2,760.06
171239AL0	CHUBB INA HOLDINGS LLC 4.65 08/15/2029	09/26/2024 09/27/2024 1,250,000.00	1,271,605.71 0.00 0.00 1,271,062.06	2,583.33 0.00 7,427.08 4,843.75	0.00 (543.65) (543.65) 4,300.10	4,300.10
17275RBR2	CISCO SYSTEMS INC 4.85 02/26/2029	02/27/2024 02/29/2024 1,250,000.00	1,250,385.00 0.00 0.00 1,250,373.76	842.01 0.00 5,894.10 5,052.08	0.00 (11.24) (11.24) 5,040.85	5,040.85
24422EXD6	JOHN DEERE CAPITAL CORP 5.15 09/08/2026	09/05/2023 09/08/2023 505,000.00	504,937.52 0.00 0.00 504,947.66	12,498.05 13,003.75 1,661.59 2,167.29	10.14 0.00 10.14 2,177.43	2,177.43
24422EYF0	JOHN DEERE CAPITAL CORP 4.375 10/15/2030	03/30/2026 03/31/2026 1,000,000.00	0.00 997,420.00 0.00 997,421.56	0.00 (20,173.61) 20,173.61 0.00	1.56 0.00 1.56 1.56	1.56
3130AEB25	FEDERAL HOME LOAN BANKS 3.25 06/09/2028	07/24/2023 07/25/2023 2,000,000.00	1,963,223.23 0.00 0.00 1,964,595.17	14,805.56 0.00 20,222.22 5,416.67	1,371.94 0.00 1,371.94 6,788.60	6,788.60
3130ANDF4	FEDERAL HOME LOAN BANKS 0.9 07/29/2026	07/29/2021 07/29/2021 5,000,000.00	5,000,000.00 0.00 0.00 5,000,000.00	4,000.00 0.00 7,750.00 3,750.00	0.00 0.00 0.00 3,750.00	3,750.00
3130AXQK7	FEDERAL HOME LOAN BANKS 4.75 12/08/2028	01/29/2024 01/30/2024 2,000,000.00	2,034,638.43 0.00 0.00 2,033,578.42	21,902.78 0.00 29,819.44 7,916.67	0.00 (1,060.01) (1,060.01) 6,856.66	6,856.66

INCOME EARNED



City of Orange | Account #10888 | As of March 31, 2026

Cusip	Security Description	Trade Date Settle Date Units	Book Value: Begin Book Value: Acq Book Value: Disp Book Value: End	Prior Accrued Inc. Received Ending Accrued Total Interest	Accr. Of Discount Amort. Of Premium Net Accret/Amort Income Earned	Total Income
3133EPDJ1	FEDERAL FARM CREDIT BANKS FUNDING CORP 4.375 09/15/2027	03/27/2023	2,015,772.28	40,347.22	0.00	6,423.21
		03/28/2023	0.00	43,750.00	(868.46)	
		2,000,000.00	0.00	3,888.89	(868.46)	
			2,014,903.82	7,291.67	6,423.21	
3133ERDH1	FEDERAL FARM CREDIT BANKS FUNDING CORP 4.75 04/30/2029	04/29/2024	2,102,698.81	33,527.08	0.00	8,240.13
		04/30/2024	0.00	0.00	(72.37)	
		2,100,000.00	0.00	41,839.58	(72.37)	
			2,102,626.44	8,312.50	8,240.13	
3137F8ZV8	FHMS K-123 A2 1.621 12/25/2030	02/11/2026	1,978,181.75	2,971.83	3,961.04	6,932.87
		02/17/2026	0.00	2,971.83	0.00	
		2,200,000.00	0.00	2,971.83	3,961.04	
			1,982,142.79	2,971.83	6,932.87	
3137FG6X8	FHMS K-077 A2 3.85 05/25/2028	02/11/2026	2,202,708.96	7,058.33	0.00	6,952.30
		02/17/2026	0.00	7,058.33	(106.03)	
		2,200,000.00	0.00	7,058.33	(106.03)	
			2,202,602.92	7,058.33	6,952.30	
3137FNX54	FHMS K-097 A2 2.508 07/25/2029	02/18/2026	1,919,459.25	4,180.00	2,049.89	6,229.89
		02/23/2026	0.00	4,180.00	0.00	
		2,000,000.00	0.00	4,180.00	2,049.89	
			1,921,509.14	4,180.00	6,229.89	
3137FRUT6	FHMS K-106 A2 2.069 01/25/2030	06/12/2025	1,386,606.43	2,586.25	2,507.28	5,093.53
		06/17/2025	0.00	2,586.25	0.00	
		1,500,000.00	0.00	2,586.25	2,507.28	
			1,389,113.71	2,586.25	5,093.53	
3137HB2L7	FHMS K-753 A2 4.4 10/25/2030	02/18/2026	2,040,246.46	7,333.33	0.00	6,588.47
		02/23/2026	0.00	7,333.33	(744.86)	
		2,000,000.00	0.00	7,333.33	(744.86)	
			2,039,501.60	7,333.33	6,588.47	
36271VAD9	GMALT 2025-1 A3 4.66 02/21/2028	02/05/2025	429,966.82	612.27	1.42	1,671.25
		02/12/2025	0.00	1,669.83	0.00	
		430,000.00	0.00	612.27	1.42	
			429,968.24	1,669.83	1,671.25	
362962AD4	GMALT 2025-2 A3 4.58 05/22/2028	05/29/2025	985,352.52	1,378.45	0.23	3,736.29
		05/22/2028	0.00	3,759.41	(23.35)	
		985,000.00	0.00	1,378.45	(23.12)	
			985,329.40	3,759.41	3,736.29	

INCOME EARNED



City of Orange | Account #10888 | As of March 31, 2026

Cusip	Security Description	Trade Date Settle Date Units	Book Value: Begin Book Value: Acq Book Value: Disp Book Value: End	Prior Accrued Inc. Received Ending Accrued Total Interest	Accr. Of Discount Amort. Of Premium Net Accret/Amort Income Earned	Total Income
40139LBJ1	GUARDIAN LIFE GLOBAL FUNDING 4.179 09/26/2029	11/26/2024	1,279,534.29	23,390.79	486.16	5,013.41
		11/27/2024	0.00	27,163.50	0.00	
		1,300,000.00	0.00	754.54	486.16	
			1,280,020.44	4,527.25	5,013.41	
437076DC3	HOME DEPOT INC 4.75 06/25/2029	06/27/2024	1,247,332.34	10,885.42	68.23	5,016.15
		06/28/2024	0.00	0.00	0.00	
		1,250,000.00	0.00	15,833.33	68.23	
			1,247,400.57	4,947.92	5,016.15	
438123AC5	HAROT 2023-4 A3 5.67 06/21/2028	11/01/2023	198,804.11	313.14	2.01	916.11
		11/08/2023	0.00	939.43	0.00	
		182,741.57	(16,080.03)	287.82	2.01	
			182,726.09	914.10	916.11	
43813YAC6	HAROT 2024-3 A3 4.57 03/21/2029	08/09/2024	629,933.98	799.75	4.14	2,374.69
		08/21/2024	0.00	2,399.25	0.00	
		607,392.26	(22,607.74)	771.05	4.14	
			607,330.38	2,370.55	2,374.69	
43814VAC1	HAROT 2025-1 A3 4.57 09/21/2029	02/04/2025	794,981.08	1,009.21	0.45	3,028.07
		02/11/2025	0.00	3,027.62	0.00	
		795,000.00	0.00	1,009.21	0.45	
			794,981.53	3,027.62	3,028.07	
43815JAC7	HAROT 2023-1 A3 5.04 04/21/2027	02/16/2023	29,256.86	40.96	0.53	110.89
		02/24/2023	0.00	122.89	0.00	
		20,305.57	(8,952.79)	28.43	0.53	
			20,304.61	110.36	110.89	
44934QAD3	HART 2024-B A3 4.84 03/15/2029	07/16/2024	284,971.83	613.07	0.79	1,150.29
		07/24/2024	0.00	1,149.50	0.00	
		285,000.00	0.00	613.07	0.79	
			284,972.62	1,149.50	1,150.29	
44935CAD3	HART 2025-A A3 4.32 10/15/2029	03/04/2025	634,926.10	1,219.20	1.73	2,287.73
		03/12/2025	0.00	2,286.00	0.00	
		635,000.00	0.00	1,219.20	1.73	
			634,927.83	2,286.00	2,287.73	
44935DAD1	HALST 2025-B A3 4.53 04/17/2028	04/24/2025	329,978.59	664.40	0.85	1,246.60
		04/30/2025	0.00	1,245.75	0.00	
		330,000.00	0.00	664.40	0.85	
			329,979.45	1,245.75	1,246.60	

INCOME EARNED



City of Orange | Account #10888 | As of March 31, 2026

Cusip	Security Description	Trade Date Settle Date Units	Book Value: Begin Book Value: Acq Book Value: Disp Book Value: End	Prior Accrued Inc. Received Ending Accrued Total Interest	Accr. Of Discount Amort. Of Premium Net Accret/Amort Income Earned	Total Income
459058KT9	INTERNATIONAL BANK FOR RECONSTRUCTION AND DEVELOPM 3.5 07/12/2028	07/24/2023 07/26/2023 2,000,000.00	1,970,634.48 0.00 0.00 1,971,688.11	9,527.78 0.00 15,361.11 5,833.33	1,053.62 0.00 1,053.62 6,886.96	6,886.96
459058LR2	INTERNATIONAL BANK FOR RECONSTRUCTION AND DEVELOPM 4.125 03/20/2030	03/14/2025 03/20/2025 635,000.00	633,162.60 0.00 0.00 633,201.09	11,714.43 13,100.05 800.36 2,185.99	38.49 0.00 38.49 2,224.47	2,224.47
46647PEV4	JPMORGAN CHASE & CO 5.14 01/24/2031	02/11/2026 02/12/2026 1,300,000.00	1,342,753.95 0.00 0.00 1,341,823.87	6,867.61 0.00 12,435.94 5,568.33	0.00 (930.09) (930.09) 4,638.25	4,638.25
47786WAD2	JDOT 2024-B A3 5.2 03/15/2029	06/11/2024 06/18/2024 508,128.17	509,936.07 0.00 (1,871.83) 508,066.25	1,178.67 2,210.00 1,174.34 2,205.67	2.01 0.00 2.01 2,207.69	2,207.69
47800CAC0	JDOT 2023 A3 5.01 11/15/2027	02/22/2023 03/02/2023 103,373.67	115,876.79 0.00 (12,510.79) 103,367.17	258.04 483.82 230.18 455.96	1.17 0.00 1.17 457.13	457.13
47800DAD6	JDOT 2025 A3 4.23 09/17/2029	03/04/2025 03/11/2025 500,000.00	499,975.31 0.00 0.00 499,975.90	940.00 1,762.50 940.00 1,762.50	0.59 0.00 0.59 1,763.09	1,763.09
532457CQ9	ELI LILLY AND CO 4.2 08/14/2029	08/12/2024 08/14/2024 705,000.00	703,932.93 0.00 0.00 703,959.14	1,398.25 0.00 3,865.75 2,467.50	26.21 0.00 26.21 2,493.71	2,493.71
57629TBV8	MASSMUTUAL GLOBAL FUNDING II 4.95 01/10/2030	1,200,000.00	1,202,007.20 0.00 0.00 1,201,963.10	8,415.00 0.00 13,365.00 4,950.00	8.15 (52.25) (44.10) 4,905.90	4,905.90
57636QAP9	MASTERCARD INC 3.35 03/26/2030	03/30/2026 03/31/2026 1,200,000.00	0.00 1,159,488.00 0.00 1,159,515.82	0.00 (558.33) 558.33 0.00	27.82 0.00 27.82 27.83	27.83

INCOME EARNED



City of Orange | Account #10888 | As of March 31, 2026

Cusip	Security Description	Trade Date Settle Date Units	Book Value: Begin Book Value: Acq Book Value: Disp Book Value: End	Prior Accrued Inc. Received Ending Accrued Total Interest	Accr. Of Discount Amort. Of Premium Net Accret/Amort Income Earned	Total Income
58768YAD7	MBALT 2025-A A3 4.61 04/16/2029	05/14/2025 05/21/2025 530,000.00	529,948.26 0.00 0.00 529,949.66	1,085.91 2,036.08 1,085.91 2,036.08	1.40 0.00 1.40 2,037.48	2,037.48
58933YBH7	MERCK & CO INC 4.05 05/17/2028	09/26/2024 09/27/2024 1,250,000.00	1,257,057.74 0.00 0.00 1,256,776.52	14,625.00 0.00 18,843.75 4,218.75	0.00 (281.22) (281.22) 3,937.53	3,937.53
59217GFT1	METROPOLITAN LIFE GLOBAL FUNDING I 4.9 01/09/2030	01/02/2025 01/09/2025 820,000.00	818,695.63 0.00 0.00 818,724.31	5,803.78 0.00 9,152.11 3,348.33	28.68 0.00 28.68 3,377.01	3,377.01
61747YFU4	MORGAN STANLEY 4.654 10/18/2030	02/13/2026 02/17/2026 2,200,000.00	2,235,974.68 0.00 0.00 2,235,134.28	37,826.68 0.00 46,359.01 8,532.33	0.00 (840.40) (840.40) 7,691.93	7,691.93
62479MH30	MUFG Bank, Ltd., New York Branch 08/03/2026	02/13/2026 02/17/2026 2,200,000.00	2,165,236.94 0.00 0.00 2,172,189.55	0.00 0.00 0.00 0.00	6,952.61 0.00 6,952.61 6,952.61	6,952.61
64952WFK4	NEW YORK LIFE GLOBAL FUNDING 4.6 12/05/2029	12/02/2024 12/05/2024 830,000.00	829,643.75 0.00 0.00 829,651.78	9,120.78 0.00 12,302.44 3,181.67	8.03 0.00 8.03 3,189.70	3,189.70
69371RS80	PACCAR FINANCIAL CORP 4.6 01/31/2029	03/27/2024 03/28/2024 1,200,000.00	1,196,795.38 0.00 0.00 1,196,888.49	4,753.33 0.00 9,353.33 4,600.00	93.11 0.00 93.11 4,693.11	4,693.11
713448FL7	PEPSICO INC 3.6 02/18/2028	03/27/2024 03/28/2024 1,500,000.00	1,476,101.59 0.00 0.00 1,477,131.98	1,950.00 0.00 6,450.00 4,500.00	1,030.39 0.00 1,030.39 5,530.39	5,530.39
713448FW3	PEPSICO INC 5.125 11/10/2026	11/08/2023 11/10/2023 380,000.00	379,976.22 0.00 0.00 379,979.12	6,004.79 0.00 7,627.71 1,622.92	2.90 0.00 2.90 1,625.82	1,625.82

INCOME EARNED



City of Orange | Account #10888 | As of March 31, 2026

Cusip	Security Description	Trade Date Settle Date Units	Book Value: Begin Book Value: Acq Book Value: Disp Book Value: End	Prior Accrued Inc. Received Ending Accrued Total Interest	Accr. Of Discount Amort. Of Premium Net Accret/Amort Income Earned	Total Income
78016FZW7	ROYAL BANK OF CANADA 4.9 01/12/2028	03/30/2023 03/31/2023 1,000,000.00	999,215.78 0.00 0.00 999,251.42	6,669.44 0.00 10,752.78 4,083.33	35.65 0.00 35.65 4,118.98	4,118.98
828807EB9	SIMON PROPERTY GROUP LP 4.3 01/15/2031	02/18/2026 02/19/2026 1,400,000.00	1,403,897.73 0.00 0.00 1,403,828.68	8,026.67 0.00 13,043.33 5,016.67	0.00 (69.05) (69.05) 4,947.62	4,947.62
857477CU5	STATE STREET CORP 4.536 02/28/2028	02/25/2025 02/28/2025 1,285,000.00	1,285,000.00 0.00 0.00 1,285,000.00	485.73 29,143.80 5,343.03 34,001.10	0.00 0.00 0.00 34,001.10	34,001.10
91282CCZ2	UNITED STATES TREASURY 0.875 09/30/2026	09/30/2021 09/30/2021 3,000,000.00	2,997,730.82 0.00 0.00 2,998,061.08	10,961.54 13,125.00 71.72 2,235.18	330.26 0.00 330.26 2,565.44	2,565.44
91282CFJ5	UNITED STATES TREASURY 3.125 08/31/2029	10/30/2024 10/31/2024 2,000,000.00	1,938,518.33 0.00 0.00 1,940,008.50	169.84 31,250.00 5,434.78 36,514.95	1,490.17 0.00 1,490.17 38,005.12	38,005.12
91282CFL0	UNITED STATES TREASURY 3.875 09/30/2029	10/30/2024 10/31/2024 2,200,000.00	2,183,831.21 0.00 0.00 2,184,214.12	35,598.90 42,625.00 232.92 7,259.02	382.91 0.00 382.91 7,641.93	7,641.93
91282CFT3	UNITED STATES TREASURY 4.0 10/31/2029	04/29/2025 04/30/2025 2,500,000.00	2,519,171.50 0.00 0.00 2,518,727.98	33,425.41 0.00 41,988.95 8,563.54	0.00 (443.52) (443.52) 8,120.02	8,120.02
91282CGQ8	UNITED STATES TREASURY 4.0 02/28/2030	2,700,000.00	2,697,713.34 0.00 0.00 2,697,761.89	293.48 54,000.00 9,391.30 63,097.83	48.55 0.00 48.55 63,146.38	63,146.38
91282CGS4	UNITED STATES TREASURY 3.625 03/31/2030	04/29/2025 04/30/2025 2,500,000.00	2,483,947.72 0.00 0.00 2,484,281.47	37,843.41 45,312.50 247.61 7,716.70	333.75 0.00 333.75 8,050.45	8,050.45

INCOME EARNED



City of Orange | Account #10888 | As of March 31, 2026

Cusip	Security Description	Trade Date Settle Date Units	Book Value: Begin Book Value: Acq Book Value: Disp Book Value: End	Prior Accrued Inc. Received Ending Accrued Total Interest	Accr. Of Discount Amort. Of Premium Net Accret/Amort Income Earned	Total Income
91282CHF1	UNITED STATES TREASURY 3.75 05/31/2030	2,600,000.00	2,590,497.94 0.00 0.00 2,590,687.74	24,375.00 0.00 32,678.57 8,303.57	201.57 (11.78) 189.80 8,493.37	8,493.37
91282CKD2	UNITED STATES TREASURY 4.25 02/28/2029	03/27/2024 03/28/2024 1,500,000.00	2,204,029.94 0.00 (701,247.12) 1,502,669.89	254.08 49,256.11 5,543.48 54,545.51	0.00 (112.92) (112.92) 54,432.59	54,432.59
91282CKG5	UNITED STATES TREASURY 4.125 03/31/2029	05/28/2024 05/29/2024 2,200,000.00	2,175,247.28 0.00 0.00 2,175,928.75	37,895.60 45,375.00 247.95 7,727.35	681.47 0.00 681.47 8,408.82	8,408.82
91282CKP5	UNITED STATES TREASURY 4.625 04/30/2029	2,000,000.00	2,028,519.12 0.00 0.00 2,027,754.34	30,918.51 0.00 38,839.78 7,921.27	0.00 (764.79) (764.79) 7,156.48	7,156.48
91282CKT7	UNITED STATES TREASURY 4.5 05/31/2029	06/13/2024 06/14/2024 2,200,000.00	2,216,100.57 0.00 0.00 2,215,680.09	24,750.00 0.00 33,181.32 8,431.32	0.00 (420.49) (420.49) 8,010.83	8,010.83
91282CLC3	UNITED STATES TREASURY 4.0 07/31/2029	2,500,000.00	2,027,187.50 502,011.72 0.00 2,528,522.23	6,408.84 (3,259.67) 16,574.59 6,906.08	0.00 (676.98) (676.98) 6,229.09	6,229.09
91282CMA6	UNITED STATES TREASURY 4.125 11/30/2029	12/27/2024 12/30/2024 2,400,000.00	2,374,112.26 0.00 0.00 2,374,698.04	24,750.00 0.00 33,181.32 8,431.32	585.78 0.00 585.78 9,017.10	9,017.10
91282CMG3	UNITED STATES TREASURY 4.25 01/31/2030	04/29/2025 04/30/2025 2,500,000.00	2,541,623.04 0.00 0.00 2,540,721.98	8,511.74 0.00 17,610.50 9,098.76	0.00 (901.06) (901.06) 8,197.70	8,197.70
91282CMZ1	UNITED STATES TREASURY 3.875 04/30/2030	05/29/2025 05/30/2025 2,700,000.00	2,684,369.07 0.00 0.00 2,684,687.65	34,971.34 0.00 43,930.94 8,959.60	318.58 0.00 318.58 9,278.18	9,278.18

INCOME EARNED



City of Orange | Account #10888 | As of March 31, 2026

Cusip	Security Description	Trade Date Settle Date Units	Book Value: Begin Book Value: Acq Book Value: Disp Book Value: End	Prior Accrued Inc. Received Ending Accrued Total Interest	Accr. Of Discount Amort. Of Premium Net Accret/Amort Income Earned	Total Income
91282CNN7	UNITED STATES TREASURY 3.875 07/31/2030	2,500,000.00	2,020,704.23 498,808.59 0.00 2,519,115.67	6,208.56 (3,157.80) 16,056.63 6,690.27	0.75 (397.91) (397.16) 6,293.11	6,293.11
91282CNX5	UNITED STATES TREASURY 3.625 08/31/2030	09/29/2025 09/29/2025 2,400,000.00	2,388,678.63 0.00 0.00 2,388,892.11	236.41 43,500.00 7,565.22 50,828.80	213.48 0.00 213.48 51,042.29	51,042.29
91324PEU2	UNITEDHEALTH GROUP INC 4.25 01/15/2029	05/28/2024 05/29/2024 1,000,000.00	979,613.58 0.00 0.00 980,214.89	5,430.56 0.00 8,972.22 3,541.67	601.31 0.00 601.31 4,142.98	4,142.98
92970QAE5	WFCIT 2024-2 A 4.29 10/15/2029	10/17/2024 10/24/2024 560,000.00	559,939.36 0.00 0.00 559,940.78	1,067.73 2,002.00 1,067.73 2,002.00	1.42 0.00 1.42 2,003.42	2,003.42
Total Fixed Income		109,004,548.75	106,177,576.61 4,173,828.31 (1,793,846.44) 108,574,506.49	702,297.06 510,218.84 735,162.22 543,084.00	26,657.71 (9,709.69) 16,948.02 560,032.02	560,032.02
TOTAL PORTFOLIO		109,290,271.84	108,523,747.93 6,674,590.20 (7,133,271.62) 108,860,229.58	702,297.06 533,181.11 735,162.22 566,046.27	27,063.26 (9,709.69) 17,353.57 583,399.84	583,399.84

CASH FLOW REPORT



City of Orange | Account #10888 | As of March 31, 2026

Payment Date	Transaction Type	CUSIP	Quantity	Security Description	Principal Amount	Income	Total Amount
APRIL 2026							
04/01/2026	Dividend	31846V203	0.00	FIRST AMER:GVT OBLG Y	6,950.57		6,950.57
04/15/2026	Coupon	02582JJZ4	350,000.00	AMXCA 2023-1 A 4.87 05/15/2026		1,420.42	1,420.42
04/15/2026	Coupon	02582JKD1	1,055,000.00	AMXCA 2023-3 A 5.23 09/15/2026		4,598.04	4,598.04
04/15/2026	Coupon	05522RDJ4	505,000.00	BACCT 2024-1 A 4.93 05/15/2029		2,074.71	2,074.71
04/15/2026	Coupon	161571HT4	1,060,000.00	CHAIT 2023-1 A 5.16 09/15/2028		4,558.00	4,558.00
04/15/2026	Coupon	161571HZ0	900,000.00	CHAIT 2025-1 A 4.16 07/15/2030		3,120.00	3,120.00
04/15/2026	Coupon	24422EYF0	1,000,000.00	JOHN DEERE CAPITAL CORP 4.375 10/15/2030		21,875.00	21,875.00
04/15/2026	Coupon	44934QAD3	285,000.00	HART 2024-B A3 4.84 03/15/2029		1,149.50	1,149.50
04/15/2026	Principal Paydown	44934QAD3	285,000.00	HART 2024-B A3 4.84 03/15/2029	2,968.38		2,968.38
04/15/2026	Coupon	44935CAD3	635,000.00	HART 2025-A A3 4.32 10/15/2029		2,286.00	2,286.00
04/15/2026	Coupon	44935DAD1	330,000.00	HALST 2025-B A3 4.53 04/17/2028		1,245.75	1,245.75
04/15/2026	Coupon	47786WAD2	508,128.17	JDOT 2024-B A3 5.2 03/15/2029		2,201.89	2,201.89
04/15/2026	Principal Paydown	47786WAD2	508,128.17	JDOT 2024-B A3 5.2 03/15/2029	34,400.60		34,400.60
04/15/2026	Coupon	47800CAC0	103,373.67	JDOT 2023 A3 5.01 11/15/2027		458.24	458.24
04/15/2026	Principal Paydown	47800CAC0	103,373.67	JDOT 2023 A3 5.01 11/15/2027	14,961.06		14,961.06
04/15/2026	Coupon	47800DAD6	500,000.00	JDOT 2025 A3 4.23 09/17/2029		1,762.50	1,762.50
04/15/2026	Coupon	58768YAD7	530,000.00	MBALT 2025-A A3 4.61 04/16/2029		2,036.08	2,036.08
04/15/2026	Coupon	92970QAE5	560,000.00	WFCIT 2024-2 A 4.29 10/15/2029		2,002.00	2,002.00
04/20/2026	Coupon	36271VAD9	430,000.00	GMALT 2025-1 A3 4.66 02/21/2028		1,669.83	1,669.83
04/20/2026	Coupon	362962AD4	985,000.00	GMALT 2025-2 A3 4.58 05/22/2028		3,759.42	3,759.42
04/20/2026	Coupon	61747YFU4	2,200,000.00	MORGAN STANLEY 4.654 10/18/2030		51,194.00	51,194.00
04/21/2026	Coupon	438123AC5	182,741.57	HAROT 2023-4 A3 5.67 06/21/2028		888.50	888.50
04/21/2026	Principal Paydown	438123AC5	182,741.57	HAROT 2023-4 A3 5.67 06/21/2028	15,320.56		15,320.56
04/21/2026	Coupon	43813YAC6	607,392.26	HAROT 2024-3 A3 4.57 03/21/2029		2,399.25	2,399.25
04/21/2026	Principal Paydown	43813YAC6	607,392.26	HAROT 2024-3 A3 4.57 03/21/2029	18,287.21		18,287.21
04/21/2026	Coupon	43814VAC1	795,000.00	HAROT 2025-1 A3 4.57 09/21/2029		3,027.63	3,027.63
04/21/2026	Coupon	43815JAC7	20,305.57	HAROT 2023-1 A3 5.04 04/21/2027		116.66	116.66
04/21/2026	Principal Paydown	43815JAC7	20,305.57	HAROT 2023-1 A3 5.04 04/21/2027	8,875.13		8,875.13
04/27/2026	Coupon	05592XAD2	54,922.56	BMWOT 2023-A A3 5.47 02/25/2028		250.36	250.36
04/27/2026	Principal Paydown	05592XAD2	54,922.56	BMWOT 2023-A A3 5.47 02/25/2028	2,681.22		2,681.22
04/27/2026	Coupon	096919AD7	357,684.95	BMWOT 2024-A A3 5.18 02/26/2029		1,544.01	1,544.01

CASH FLOW REPORT



City of Orange | Account #10888 | As of March 31, 2026

Payment Date	Transaction Type	CUSIP	Quantity	Security Description	Principal Amount	Income	Total Amount
04/27/2026	Principal Paydown	096919AD7	357,684.95	BMWOT 2024-A A3 5.18 02/26/2029	5,329.01		5,329.01
04/27/2026	Coupon	096924AD7	680,000.00	BMWOT 2025-A A3 4.56 09/25/2029		2,584.00	2,584.00
04/27/2026	Coupon	3137F8ZV8	2,200,000.00	FHMS K-123 A2 1.621 12/25/2030		2,971.83	2,971.83
04/27/2026	Coupon	3137FG6X8	2,200,000.00	FHMS K-077 A2 3.85 05/25/2028		7,058.33	7,058.33
04/27/2026	Coupon	3137FNX54	2,000,000.00	FHMS K-097 A2 2.508 07/25/2029		4,180.00	4,180.00
04/27/2026	Coupon	3137FRUT6	1,500,000.00	FHMS K-106 A2 2.069 01/25/2030		2,586.25	2,586.25
04/27/2026	Coupon	3137HB2L7	2,000,000.00	FHMS K-753 A2 4.4 10/25/2030		7,333.33	7,333.33
04/30/2026	Coupon	3133ERDH1	2,100,000.00	FEDERAL FARM CREDIT BANKS FUNDING CORP 4.75 04/30/2029		49,875.00	49,875.00
04/30/2026	Coupon	91282CFT3	2,500,000.00	UNITED STATES TREASURY 4.0 10/31/2029		50,000.00	50,000.00
04/30/2026	Coupon	91282CKP5	2,000,000.00	UNITED STATES TREASURY 4.625 04/30/2029		46,250.00	46,250.00
04/30/2026	Coupon	91282CMZ1	2,700,000.00	UNITED STATES TREASURY 3.875 04/30/2030		52,312.50	52,312.50
April 2026 Total					109,773.73	340,789.02	450,562.75
MAY 2026							
05/11/2026	Coupon	713448FW3	380,000.00	PEPSICO INC 5.125 11/10/2026		9,737.50	9,737.50
05/15/2026	Coupon	02582JJZ4	350,000.00	AMXCA 2023-1 A 4.87 05/15/2026		1,420.42	1,420.42
05/15/2026	Final Maturity	02582JJZ4	350,000.00	AMXCA 2023-1 A 4.87 05/15/2026	350,000.00		350,000.00
05/15/2026	Coupon	02582JKD1	1,055,000.00	AMXCA 2023-3 A 5.23 09/15/2026		4,598.04	4,598.04
05/15/2026	Coupon	05522RDJ4	505,000.00	BACCT 2024-1 A 4.93 05/15/2029		2,074.71	2,074.71
05/15/2026	Coupon	161571HT4	1,060,000.00	CHAIT 2023-1 A 5.16 09/15/2028		4,558.00	4,558.00
05/15/2026	Coupon	161571HZ0	900,000.00	CHAIT 2025-1 A 4.16 07/15/2030		3,120.00	3,120.00
05/15/2026	Coupon	44934QAD3	285,000.00	HART 2024-B A3 4.84 03/15/2029		1,137.53	1,137.53
05/15/2026	Principal Paydown	44934QAD3	285,000.00	HART 2024-B A3 4.84 03/15/2029	15,883.28		15,883.28
05/15/2026	Coupon	44935CAD3	635,000.00	HART 2025-A A3 4.32 10/15/2029		2,286.00	2,286.00
05/15/2026	Coupon	44935DAD1	330,000.00	HALST 2025-B A3 4.53 04/17/2028		1,245.75	1,245.75
05/15/2026	Coupon	47786WAD2	508,128.17	JDOT 2024-B A3 5.2 03/15/2029		2,052.82	2,052.82
05/15/2026	Principal Paydown	47786WAD2	508,128.17	JDOT 2024-B A3 5.2 03/15/2029	31,665.68		31,665.68
05/15/2026	Coupon	47800CAC0	103,373.67	JDOT 2023 A3 5.01 11/15/2027		395.78	395.78
05/15/2026	Principal Paydown	47800CAC0	103,373.67	JDOT 2023 A3 5.01 11/15/2027	14,976.79		14,976.79
05/15/2026	Coupon	47800DAD6	500,000.00	JDOT 2025 A3 4.23 09/17/2029		1,762.50	1,762.50
05/15/2026	Coupon	58768YAD7	530,000.00	MBALT 2025-A A3 4.61 04/16/2029		2,036.08	2,036.08
05/15/2026	Coupon	92970QAE5	560,000.00	WFCIT 2024-2 A 4.29 10/15/2029		2,002.00	2,002.00

CASH FLOW REPORT



City of Orange | Account #10888 | As of March 31, 2026

Payment Date	Transaction Type	CUSIP	Quantity	Security Description	Principal Amount	Income	Total Amount
05/18/2026	Coupon	58933YBH7	1,250,000.00	MERCK & CO INC 4.05 05/17/2028		25,312.50	25,312.50
05/20/2026	Coupon	36271VAD9	430,000.00	GMALT 2025-1 A3 4.66 02/21/2028		1,669.83	1,669.83
05/20/2026	Coupon	362962AD4	985,000.00	GMALT 2025-2 A3 4.58 05/22/2028		3,759.42	3,759.42
05/21/2026	Coupon	438123AC5	182,741.57	HAROT 2023-4 A3 5.67 06/21/2028		816.11	816.11
05/21/2026	Principal Paydown	438123AC5	182,741.57	HAROT 2023-4 A3 5.67 06/21/2028	14,758.93		14,758.93
05/21/2026	Coupon	43813YAC6	607,392.26	HAROT 2024-3 A3 4.57 03/21/2029		2,329.61	2,329.61
05/21/2026	Principal Paydown	43813YAC6	607,392.26	HAROT 2024-3 A3 4.57 03/21/2029	37,522.75		37,522.75
05/21/2026	Coupon	43814VAC1	795,000.00	HAROT 2025-1 A3 4.57 09/21/2029		3,027.63	3,027.63
05/21/2026	Coupon	43815JAC7	20,305.57	HAROT 2023-1 A3 5.04 04/21/2027		79.39	79.39
05/21/2026	Principal Paydown	43815JAC7	20,305.57	HAROT 2023-1 A3 5.04 04/21/2027	8,556.61		8,556.61
05/25/2026	Coupon	05592XAD2	54,922.56	BMWOT 2023-A A3 5.47 02/25/2028		238.13	238.13
05/25/2026	Principal Paydown	05592XAD2	54,922.56	BMWOT 2023-A A3 5.47 02/25/2028	6,312.18		6,312.18
05/25/2026	Coupon	096919AD7	357,684.95	BMWOT 2024-A A3 5.18 02/26/2029		1,521.00	1,521.00
05/25/2026	Principal Paydown	096919AD7	357,684.95	BMWOT 2024-A A3 5.18 02/26/2029	21,829.22		21,829.22
05/25/2026	Coupon	096924AD7	680,000.00	BMWOT 2025-A A3 4.56 09/25/2029		2,584.00	2,584.00
05/25/2026	Coupon	3137F8ZV8	2,200,000.00	FHMS K-123 A2 1.621 12/25/2030		2,971.83	2,971.83
05/25/2026	Coupon	3137FG6X8	2,200,000.00	FHMS K-077 A2 3.85 05/25/2028		7,058.33	7,058.33
05/25/2026	Coupon	3137FNX54	2,000,000.00	FHMS K-097 A2 2.508 07/25/2029		4,180.00	4,180.00
05/25/2026	Coupon	3137FRUT6	1,500,000.00	FHMS K-106 A2 2.069 01/25/2030		2,586.25	2,586.25
05/25/2026	Coupon	3137HB2L7	2,000,000.00	FHMS K-753 A2 4.4 10/25/2030		7,333.33	7,333.33
May 2026 Total					501,505.43	103,894.49	605,399.92
JUNE 2026							
06/01/2026	Coupon	91282CHF1	2,600,000.00	UNITED STATES TREASURY 3.75 05/31/2030		48,750.00	48,750.00
06/01/2026	Coupon	91282CKT7	2,200,000.00	UNITED STATES TREASURY 4.5 05/31/2029		49,500.00	49,500.00
06/01/2026	Coupon	91282CMA6	2,400,000.00	UNITED STATES TREASURY 4.125 11/30/2029		49,500.00	49,500.00
06/05/2026	Coupon	64952WFK4	830,000.00	NEW YORK LIFE GLOBAL FUNDING 4.6 12/05/2029		19,090.00	19,090.00
06/08/2026	Coupon	3130AXQK7	2,000,000.00	FEDERAL HOME LOAN BANKS 4.75 12/08/2028		47,500.00	47,500.00
06/09/2026	Coupon	3130AEB25	2,000,000.00	FEDERAL HOME LOAN BANKS 3.25 06/09/2028		32,500.00	32,500.00
06/15/2026	Coupon	02582JKD1	1,055,000.00	AMXCA 2023-3 A 5.23 09/15/2026		4,598.04	4,598.04
06/15/2026	Coupon	05522RDJ4	505,000.00	BACCT 2024-1 A 4.93 05/15/2029		2,074.71	2,074.71
06/15/2026	Coupon	161571HT4	1,060,000.00	CHAIT 2023-1 A 5.16 09/15/2028		4,558.00	4,558.00

CASH FLOW REPORT



City of Orange | Account #10888 | As of March 31, 2026

Payment Date	Transaction Type	CUSIP	Quantity	Security Description	Principal Amount	Income	Total Amount
06/15/2026	Coupon	161571HZ0	900,000.00	CHAIT 2025-1 A 4.16 07/15/2030		3,120.00	3,120.00
06/15/2026	Coupon	44934QAD3	285,000.00	HART 2024-B A3 4.84 03/15/2029		1,073.47	1,073.47
06/15/2026	Principal Paydown	44934QAD3	285,000.00	HART 2024-B A3 4.84 03/15/2029	15,577.38		15,577.38
06/15/2026	Coupon	44935CAD3	635,000.00	HART 2025-A A3 4.32 10/15/2029		2,286.00	2,286.00
06/15/2026	Coupon	44935DAD1	330,000.00	HALST 2025-B A3 4.53 04/17/2028		1,245.75	1,245.75
06/15/2026	Coupon	47786WAD2	508,128.17	JDOT 2024-B A3 5.2 03/15/2029		1,915.60	1,915.60
06/15/2026	Principal Paydown	47786WAD2	508,128.17	JDOT 2024-B A3 5.2 03/15/2029	20,200.52		20,200.52
06/15/2026	Coupon	47800CAC0	103,373.67	JDOT 2023 A3 5.01 11/15/2027		333.25	333.25
06/15/2026	Principal Paydown	47800CAC0	103,373.67	JDOT 2023 A3 5.01 11/15/2027	13,100.06		13,100.06
06/15/2026	Coupon	47800DAD6	500,000.00	JDOT 2025 A3 4.23 09/17/2029		1,762.50	1,762.50
06/15/2026	Coupon	58768YAD7	530,000.00	MBALT 2025-A A3 4.61 04/16/2029		2,036.08	2,036.08
06/15/2026	Coupon	92970QAE5	560,000.00	WFCIT 2024-2 A 4.29 10/15/2029		2,002.00	2,002.00
06/22/2026	Coupon	36271VAD9	430,000.00	GMALT 2025-1 A3 4.66 02/21/2028		1,669.83	1,669.83
06/22/2026	Coupon	362962AD4	985,000.00	GMALT 2025-2 A3 4.58 05/22/2028		3,759.42	3,759.42
06/22/2026	Coupon	438123AC5	182,741.57	HAROT 2023-4 A3 5.67 06/21/2028		746.37	746.37
06/22/2026	Principal Paydown	438123AC5	182,741.57	HAROT 2023-4 A3 5.67 06/21/2028	12,416.46		12,416.46
06/22/2026	Coupon	43813YAC6	607,392.26	HAROT 2024-3 A3 4.57 03/21/2029		2,186.71	2,186.71
06/22/2026	Principal Paydown	43813YAC6	607,392.26	HAROT 2024-3 A3 4.57 03/21/2029	36,833.76		36,833.76
06/22/2026	Coupon	43814VAC1	795,000.00	HAROT 2025-1 A3 4.57 09/21/2029		3,027.63	3,027.63
06/22/2026	Coupon	43815JAC7	20,305.57	HAROT 2023-1 A3 5.04 04/21/2027		43.45	43.45
06/22/2026	Principal Paydown	43815JAC7	20,305.57	HAROT 2023-1 A3 5.04 04/21/2027	8,353.05		8,353.05
06/25/2026	Coupon	05592XAD2	54,922.56	BMWOT 2023-A A3 5.47 02/25/2028		209.36	209.36
06/25/2026	Principal Paydown	05592XAD2	54,922.56	BMWOT 2023-A A3 5.47 02/25/2028	6,199.18		6,199.18
06/25/2026	Coupon	096919AD7	357,684.95	BMWOT 2024-A A3 5.18 02/26/2029		1,426.77	1,426.77
06/25/2026	Principal Paydown	096919AD7	357,684.95	BMWOT 2024-A A3 5.18 02/26/2029	21,454.06		21,454.06
06/25/2026	Coupon	096924AD7	680,000.00	BMWOT 2025-A A3 4.56 09/25/2029		2,584.00	2,584.00
06/25/2026	Coupon	3137F8ZV8	2,200,000.00	FHMS K-123 A2 1.621 12/25/2030		2,971.83	2,971.83
06/25/2026	Coupon	3137FG6X8	2,200,000.00	FHMS K-077 A2 3.85 05/25/2028		7,058.33	7,058.33
06/25/2026	Coupon	3137FNX54	2,000,000.00	FHMS K-097 A2 2.508 07/25/2029		4,180.00	4,180.00
06/25/2026	Coupon	3137FRUT6	1,500,000.00	FHMS K-106 A2 2.069 01/25/2030		2,586.25	2,586.25
06/25/2026	Coupon	3137HB2L7	2,000,000.00	FHMS K-753 A2 4.4 10/25/2030		7,333.33	7,333.33
06/25/2026	Coupon	437076DC3	1,250,000.00	HOME DEPOT INC 4.75 06/25/2029		29,687.50	29,687.50

CASH FLOW REPORT



City of Orange | Account #10888 | As of March 31, 2026

Payment Date	Transaction Type	CUSIP	Quantity	Security Description	Principal Amount	Income	Total Amount
June 2026 Total					134,134.47	343,316.19	477,450.65
JULY 2026							
07/08/2026	Coupon	14913UAX8	960,000.00	CATERPILLAR FINANCIAL SERVICES CORP 4.8 01/08/2030		23,040.00	23,040.00
07/09/2026	Coupon	59217GFT1	820,000.00	METROPOLITAN LIFE GLOBAL FUNDING I 4.9 01/09/2030		20,090.00	20,090.00
07/10/2026	Coupon	57629TBV8	1,200,000.00	MASSMUTUAL GLOBAL FUNDING II 4.95 01/10/2030		29,700.00	29,700.00
07/13/2026	Coupon	459058KT9	2,000,000.00	INTERNATIONAL BANK FOR RECONSTRUCTION AND DEVELOPM 3.5 07/12/2028		35,000.00	35,000.00
07/13/2026	Coupon	78016FZW7	1,000,000.00	ROYAL BANK OF CANADA 4.9 01/12/2028		24,500.00	24,500.00
07/15/2026	Coupon	02582JKD1	1,055,000.00	AMXCA 2023-3 A 5.23 09/15/2026		4,598.04	4,598.04
07/15/2026	Coupon	05522RDJ4	505,000.00	BACCT 2024-1 A 4.93 05/15/2029		2,074.71	2,074.71
07/15/2026	Coupon	161571HT4	1,060,000.00	CHAIT 2023-1 A 5.16 09/15/2028		4,558.00	4,558.00
07/15/2026	Coupon	161571HZ0	900,000.00	CHAIT 2025-1 A 4.16 07/15/2030		3,120.00	3,120.00
07/15/2026	Coupon	44934QAD3	285,000.00	HART 2024-B A3 4.84 03/15/2029		1,010.64	1,010.64
07/15/2026	Principal Paydown	44934QAD3	285,000.00	HART 2024-B A3 4.84 03/15/2029	15,280.31		15,280.31
07/15/2026	Coupon	44935CAD3	635,000.00	HART 2025-A A3 4.32 10/15/2029		2,286.00	2,286.00
07/15/2026	Coupon	44935DAD1	330,000.00	HALST 2025-B A3 4.53 04/17/2028		1,245.75	1,245.75
07/15/2026	Coupon	47786WAD2	508,128.17	JDOT 2024-B A3 5.2 03/15/2029		1,828.07	1,828.07
07/15/2026	Principal Paydown	47786WAD2	508,128.17	JDOT 2024-B A3 5.2 03/15/2029	22,782.70		22,782.70
07/15/2026	Coupon	47800CAC0	103,373.67	JDOT 2023 A3 5.01 11/15/2027		278.56	278.56
07/15/2026	Principal Paydown	47800CAC0	103,373.67	JDOT 2023 A3 5.01 11/15/2027	13,573.30		13,573.30
07/15/2026	Coupon	47800DAD6	500,000.00	JDOT 2025 A3 4.23 09/17/2029		1,762.50	1,762.50
07/15/2026	Coupon	58768YAD7	530,000.00	MBALT 2025-A A3 4.61 04/16/2029		2,036.08	2,036.08
07/15/2026	Coupon	828807EB9	1,400,000.00	SIMON PROPERTY GROUP LP 4.3 01/15/2031		30,434.44	30,434.44
07/15/2026	Coupon	91324PEU2	1,000,000.00	UNITEDHEALTH GROUP INC 4.25 01/15/2029		21,250.00	21,250.00
07/15/2026	Coupon	92970QAE5	560,000.00	WFCIT 2024-2 A 4.29 10/15/2029		2,002.00	2,002.00
07/20/2026	Coupon	06051GGF0	1,250,000.00	BANK OF AMERICA CORP 3.824 01/20/2028		23,900.00	23,900.00
07/20/2026	Coupon	36271VAD9	430,000.00	GMALT 2025-1 A3 4.66 02/21/2028		1,669.83	1,669.83
07/20/2026	Principal Paydown	36271VAD9	430,000.00	GMALT 2025-1 A3 4.66 02/21/2028	9,347.29		9,347.29
07/20/2026	Coupon	362962AD4	985,000.00	GMALT 2025-2 A3 4.58 05/22/2028		3,759.42	3,759.42

CASH FLOW REPORT



City of Orange | Account #10888 | As of March 31, 2026

Payment Date	Transaction Type	CUSIP	Quantity	Security Description	Principal Amount	Income	Total Amount
07/21/2026	Coupon	438123AC5	182,741.57	HAROT 2023-4 A3 5.67 06/21/2028		687.70	687.70
07/21/2026	Principal Paydown	438123AC5	182,741.57	HAROT 2023-4 A3 5.67 06/21/2028	12,141.75		12,141.75
07/21/2026	Coupon	43813YAC6	607,392.26	HAROT 2024-3 A3 4.57 03/21/2029		2,046.43	2,046.43
07/21/2026	Principal Paydown	43813YAC6	607,392.26	HAROT 2024-3 A3 4.57 03/21/2029	36,059.58		36,059.58
07/21/2026	Coupon	43814VAC1	795,000.00	HAROT 2025-1 A3 4.57 09/21/2029		3,027.63	3,027.63
07/21/2026	Coupon	43815JAC7	20,305.57	HAROT 2023-1 A3 5.04 04/21/2027		8.37	8.37
07/21/2026	Effective Maturity	43815JAC7	20,305.57	HAROT 2023-1 A3 5.04 04/21/2027	1,992.11		1,992.11
07/24/2026	Coupon	46647PEV4	1,300,000.00	JPMORGAN CHASE & CO 5.14 01/24/2031		33,410.00	33,410.00
07/27/2026	Coupon	05592XAD2	54,922.56	BMWOT 2023-A A3 5.47 02/25/2028		181.10	181.10
07/27/2026	Principal Paydown	05592XAD2	54,922.56	BMWOT 2023-A A3 5.47 02/25/2028	6,078.71		6,078.71
07/27/2026	Coupon	096919AD7	357,684.95	BMWOT 2024-A A3 5.18 02/26/2029		1,334.16	1,334.16
07/27/2026	Principal Paydown	096919AD7	357,684.95	BMWOT 2024-A A3 5.18 02/26/2029	21,093.61		21,093.61
07/27/2026	Coupon	096924AD7	680,000.00	BMWOT 2025-A A3 4.56 09/25/2029		2,584.00	2,584.00
07/27/2026	Coupon	3137F8ZV8	2,200,000.00	FHMS K-123 A2 1.621 12/25/2030		2,971.83	2,971.83
07/27/2026	Coupon	3137FG6X8	2,200,000.00	FHMS K-077 A2 3.85 05/25/2028		7,058.33	7,058.33
07/27/2026	Coupon	3137FNX54	2,000,000.00	FHMS K-097 A2 2.508 07/25/2029		4,180.00	4,180.00
07/27/2026	Coupon	3137FRUT6	1,500,000.00	FHMS K-106 A2 2.069 01/25/2030		2,586.25	2,586.25
07/27/2026	Coupon	3137HB2L7	2,000,000.00	FHMS K-753 A2 4.4 10/25/2030		7,333.33	7,333.33
07/29/2026	Coupon	3130ANDF4	5,000,000.00	FEDERAL HOME LOAN BANKS 0.9 07/29/2026		22,500.00	22,500.00
07/29/2026	Final Maturity	3130ANDF4	5,000,000.00	FEDERAL HOME LOAN BANKS 0.9 07/29/2026	5,000,000.00		5,000,000.00
07/30/2026	Coupon	025816DY2	1,000,000.00	AMERICAN EXPRESS CO 5.085 01/30/2031		25,425.00	25,425.00
07/31/2026	Coupon	69371RS80	1,200,000.00	PACCAR FINANCIAL CORP 4.6 01/31/2029		27,600.00	27,600.00
07/31/2026	Coupon	91282CLC3	2,500,000.00	UNITED STATES TREASURY 4.0 07/31/2029		50,000.00	50,000.00
07/31/2026	Coupon	91282CMG3	2,500,000.00	UNITED STATES TREASURY 4.25 01/31/2030		53,125.00	53,125.00
07/31/2026	Coupon	91282CNN7	2,500,000.00	UNITED STATES TREASURY 3.875 07/31/2030		48,437.50	48,437.50
July 2026 Total					5,138,349.35	534,640.68	5,672,990.03
AUGUST 2026							
08/03/2026	Final Maturity	62479MH30	2,200,000.00	MUFG Bank, Ltd., New York Branch 08/03/2026	2,200,000.00		2,200,000.00
08/14/2026	Coupon	532457CQ9	705,000.00	ELI LILLY AND CO 4.2 08/14/2029		14,805.00	14,805.00
08/17/2026	Coupon	02079KBK2	1,300,000.00	ALPHABET INC 4.1 02/15/2031		26,946.11	26,946.11
08/17/2026	Coupon	02582JKD1	1,055,000.00	AMXCA 2023-3 A 5.23 09/15/2026		4,598.04	4,598.04
08/17/2026	Coupon	05522RDJ4	505,000.00	BACCT 2024-1 A 4.93 05/15/2029		2,074.71	2,074.71

CASH FLOW REPORT



City of Orange | Account #10888 | As of March 31, 2026

Payment Date	Transaction Type	CUSIP	Quantity	Security Description	Principal Amount	Income	Total Amount
08/17/2026	Coupon	161571HT4	1,060,000.00	CHAIT 2023-1 A 5.16 09/15/2028		4,558.00	4,558.00
08/17/2026	Coupon	161571HZ0	900,000.00	CHAIT 2025-1 A 4.16 07/15/2030		3,120.00	3,120.00
08/17/2026	Coupon	171239AL0	1,250,000.00	CHUBB INA HOLDINGS LLC 4.65 08/15/2029		29,062.50	29,062.50
08/17/2026	Coupon	44934QAD3	285,000.00	HART 2024-B A3 4.84 03/15/2029		949.01	949.01
08/17/2026	Principal Paydown	44934QAD3	285,000.00	HART 2024-B A3 4.84 03/15/2029	14,878.34		14,878.34
08/17/2026	Coupon	44935CAD3	635,000.00	HART 2025-A A3 4.32 10/15/2029		2,286.00	2,286.00
08/17/2026	Coupon	44935DAD1	330,000.00	HALST 2025-B A3 4.53 04/17/2028		1,245.75	1,245.75
08/17/2026	Coupon	47786WAD2	508,128.17	JDOT 2024-B A3 5.2 03/15/2029		1,729.34	1,729.34
08/17/2026	Principal Paydown	47786WAD2	508,128.17	JDOT 2024-B A3 5.2 03/15/2029	23,562.69		23,562.69
08/17/2026	Coupon	47800CAC0	103,373.67	JDOT 2023 A3 5.01 11/15/2027		221.89	221.89
08/17/2026	Principal Paydown	47800CAC0	103,373.67	JDOT 2023 A3 5.01 11/15/2027	12,616.20		12,616.20
08/17/2026	Coupon	47800DAD6	500,000.00	JDOT 2025 A3 4.23 09/17/2029		1,762.50	1,762.50
08/17/2026	Coupon	58768YAD7	530,000.00	MBALT 2025-A A3 4.61 04/16/2029		2,036.08	2,036.08
08/17/2026	Coupon	92970QAE5	560,000.00	WFCIT 2024-2 A 4.29 10/15/2029		2,002.00	2,002.00
08/18/2026	Coupon	713448FL7	1,500,000.00	PEPSICO INC 3.6 02/18/2028		27,000.00	27,000.00
08/20/2026	Coupon	36271VAD9	430,000.00	GMALT 2025-1 A3 4.66 02/21/2028		1,633.53	1,633.53
08/20/2026	Principal Paydown	36271VAD9	430,000.00	GMALT 2025-1 A3 4.66 02/21/2028	50,663.44		50,663.44
08/20/2026	Coupon	362962AD4	985,000.00	GMALT 2025-2 A3 4.58 05/22/2028		3,759.42	3,759.42
08/21/2026	Coupon	438123AC5	182,741.57	HAROT 2023-4 A3 5.67 06/21/2028		630.33	630.33
08/21/2026	Principal Paydown	438123AC5	182,741.57	HAROT 2023-4 A3 5.67 06/21/2028	11,812.31		11,812.31
08/21/2026	Coupon	43813YAC6	607,392.26	HAROT 2024-3 A3 4.57 03/21/2029		1,909.10	1,909.10
08/21/2026	Principal Paydown	43813YAC6	607,392.26	HAROT 2024-3 A3 4.57 03/21/2029	35,014.90		35,014.90
08/21/2026	Coupon	43814VAC1	795,000.00	HAROT 2025-1 A3 4.57 09/21/2029		3,027.63	3,027.63
08/25/2026	Coupon	05592XAD2	54,922.56	BMWOT 2023-A A3 5.47 02/25/2028		153.39	153.39
08/25/2026	Principal Paydown	05592XAD2	54,922.56	BMWOT 2023-A A3 5.47 02/25/2028	5,932.13		5,932.13
08/25/2026	Coupon	096919AD7	357,684.95	BMWOT 2024-A A3 5.18 02/26/2029		1,243.11	1,243.11
08/25/2026	Principal Paydown	096919AD7	357,684.95	BMWOT 2024-A A3 5.18 02/26/2029	20,547.40		20,547.40
08/25/2026	Coupon	096924AD7	680,000.00	BMWOT 2025-A A3 4.56 09/25/2029		2,584.00	2,584.00
08/25/2026	Principal Paydown	096924AD7	680,000.00	BMWOT 2025-A A3 4.56 09/25/2029	19,386.21		19,386.21
08/25/2026	Coupon	3137F8ZV8	2,200,000.00	FHMS K-123 A2 1.621 12/25/2030		2,971.83	2,971.83
08/25/2026	Coupon	3137FG6X8	2,200,000.00	FHMS K-077 A2 3.85 05/25/2028		7,058.33	7,058.33
08/25/2026	Coupon	3137FNX54	2,000,000.00	FHMS K-097 A2 2.508 07/25/2029		4,180.00	4,180.00

CASH FLOW REPORT



City of Orange | Account #10888 | As of March 31, 2026

Payment Date	Transaction Type	CUSIP	Quantity	Security Description	Principal Amount	Income	Total Amount
08/25/2026	Coupon	3137FRUT6	1,500,000.00	FHMS K-106 A2 2.069 01/25/2030		2,586.25	2,586.25
08/25/2026	Coupon	3137HB2L7	2,000,000.00	FHMS K-753 A2 4.4 10/25/2030		7,333.33	7,333.33
08/26/2026	Coupon	17275RBR2	1,250,000.00	CISCO SYSTEMS INC 4.85 02/26/2029		30,312.50	30,312.50
08/28/2026	Coupon	857477CU5	1,285,000.00	STATE STREET CORP 4.536 02/28/2028		29,143.80	29,143.80
08/31/2026	Coupon	91282CFJ5	2,000,000.00	UNITED STATES TREASURY 3.125 08/31/2029		31,250.00	31,250.00
08/31/2026	Coupon	91282CGQ8	2,700,000.00	UNITED STATES TREASURY 4.0 02/28/2030		54,000.00	54,000.00
08/31/2026	Coupon	91282CKD2	1,500,000.00	UNITED STATES TREASURY 4.25 02/28/2029		31,875.00	31,875.00
08/31/2026	Coupon	91282CNX5	2,400,000.00	UNITED STATES TREASURY 3.625 08/31/2030		43,500.00	43,500.00
August 2026 Total					2,394,413.63	383,548.50	2,777,962.13
SEPTEMBER 2026							
09/08/2026	Coupon	24422EXD6	505,000.00	JOHN DEERE CAPITAL CORP 5.15 09/08/2026		13,003.75	13,003.75
09/08/2026	Final Maturity	24422EXD6	505,000.00	JOHN DEERE CAPITAL CORP 5.15 09/08/2026	505,000.00		505,000.00
09/09/2026	Coupon	002824BR0	1,000,000.00	ABBOTT LABORATORIES 3.7 03/09/2029		18,500.00	18,500.00
09/15/2026	Coupon	02582JKD1	1,055,000.00	AMXCA 2023-3 A 5.23 09/15/2026		4,598.04	4,598.04
09/15/2026	Final Maturity	02582JKD1	1,055,000.00	AMXCA 2023-3 A 5.23 09/15/2026	1,055,000.00		1,055,000.00
09/15/2026	Coupon	05522RDJ4	505,000.00	BACCT 2024-1 A 4.93 05/15/2029		2,074.71	2,074.71
09/15/2026	Coupon	161571HT4	1,060,000.00	CHAIT 2023-1 A 5.16 09/15/2028		4,558.00	4,558.00
09/15/2026	Effective Maturity	161571HT4	1,060,000.00	CHAIT 2023-1 A 5.16 09/15/2028	1,060,000.00		1,060,000.00
09/15/2026	Coupon	161571HZ0	900,000.00	CHAIT 2025-1 A 4.16 07/15/2030		3,120.00	3,120.00
09/15/2026	Coupon	3133EPDJ1	2,000,000.00	FEDERAL FARM CREDIT BANKS FUNDING CORP 4.375 09/15/2027		43,750.00	43,750.00
09/15/2026	Coupon	44934QAD3	285,000.00	HART 2024-B A3 4.84 03/15/2029		889.00	889.00
09/15/2026	Principal Paydown	44934QAD3	285,000.00	HART 2024-B A3 4.84 03/15/2029	14,627.73		14,627.73
09/15/2026	Coupon	44935CAD3	635,000.00	HART 2025-A A3 4.32 10/15/2029		2,286.00	2,286.00
09/15/2026	Coupon	44935DAD1	330,000.00	HALST 2025-B A3 4.53 04/17/2028		1,245.75	1,245.75
09/15/2026	Coupon	47786WAD2	508,128.17	JDOT 2024-B A3 5.2 03/15/2029		1,627.24	1,627.24
09/15/2026	Principal Paydown	47786WAD2	508,128.17	JDOT 2024-B A3 5.2 03/15/2029	25,659.50		25,659.50
09/15/2026	Coupon	47800CAC0	103,373.67	JDOT 2023 A3 5.01 11/15/2027		169.22	169.22
09/15/2026	Principal Paydown	47800CAC0	103,373.67	JDOT 2023 A3 5.01 11/15/2027	12,206.40		12,206.40
09/15/2026	Coupon	47800DAD6	500,000.00	JDOT 2025 A3 4.23 09/17/2029		1,762.50	1,762.50
09/15/2026	Coupon	58768YAD7	530,000.00	MBALT 2025-A A3 4.61 04/16/2029		2,036.08	2,036.08
09/15/2026	Coupon	92970QAE5	560,000.00	WFCIT 2024-2 A 4.29 10/15/2029		2,002.00	2,002.00

CASH FLOW REPORT



City of Orange | Account #10888 | As of March 31, 2026

Payment Date	Transaction Type	CUSIP	Quantity	Security Description	Principal Amount	Income	Total Amount
09/21/2026	Coupon	36271VAD9	430,000.00	GMALT 2025-1 A3 4.66 02/21/2028		1,436.79	1,436.79
09/21/2026	Principal Paydown	36271VAD9	430,000.00	GMALT 2025-1 A3 4.66 02/21/2028	62,024.38		62,024.38
09/21/2026	Coupon	362962AD4	985,000.00	GMALT 2025-2 A3 4.58 05/22/2028		3,759.42	3,759.42
09/21/2026	Coupon	438123AC5	182,741.57	HAROT 2023-4 A3 5.67 06/21/2028		574.52	574.52
09/21/2026	Principal Paydown	438123AC5	182,741.57	HAROT 2023-4 A3 5.67 06/21/2028	11,567.46		11,567.46
09/21/2026	Coupon	43813YAC6	607,392.26	HAROT 2024-3 A3 4.57 03/21/2029		1,775.76	1,775.76
09/21/2026	Principal Paydown	43813YAC6	607,392.26	HAROT 2024-3 A3 4.57 03/21/2029	34,268.55		34,268.55
09/21/2026	Coupon	43814VAC1	795,000.00	HAROT 2025-1 A3 4.57 09/21/2029		3,027.63	3,027.63
09/21/2026	Principal Paydown	43814VAC1	795,000.00	HAROT 2025-1 A3 4.57 09/21/2029	15,697.64		15,697.64
09/21/2026	Coupon	459058LR2	635,000.00	INTERNATIONAL BANK FOR RECONSTRUCTION AND DEVELOPM 4.125 03/20/2030		13,096.88	13,096.88
09/25/2026	Coupon	05592XAD2	54,922.56	BMWOT 2023-A A3 5.47 02/25/2028		126.35	126.35
09/25/2026	Principal Paydown	05592XAD2	54,922.56	BMWOT 2023-A A3 5.47 02/25/2028	5,823.62		5,823.62
09/25/2026	Coupon	096919AD7	357,684.95	BMWOT 2024-A A3 5.18 02/26/2029		1,154.41	1,154.41
09/25/2026	Principal Paydown	096919AD7	357,684.95	BMWOT 2024-A A3 5.18 02/26/2029	20,179.14		20,179.14
09/25/2026	Coupon	096924AD7	680,000.00	BMWOT 2025-A A3 4.56 09/25/2029		2,510.33	2,510.33
09/25/2026	Principal Paydown	096924AD7	680,000.00	BMWOT 2025-A A3 4.56 09/25/2029	37,607.86		37,607.86
09/25/2026	Coupon	3137F8ZV8	2,200,000.00	FHMS K-123 A2 1.621 12/25/2030		2,971.83	2,971.83
09/25/2026	Coupon	3137FG6X8	2,200,000.00	FHMS K-077 A2 3.85 05/25/2028		7,058.33	7,058.33
09/25/2026	Coupon	3137FNX54	2,000,000.00	FHMS K-097 A2 2.508 07/25/2029		4,180.00	4,180.00
09/25/2026	Coupon	3137FRUT6	1,500,000.00	FHMS K-106 A2 2.069 01/25/2030		2,586.25	2,586.25
09/25/2026	Coupon	3137HB2L7	2,000,000.00	FHMS K-753 A2 4.4 10/25/2030		7,333.33	7,333.33
09/28/2026	Coupon	40139LBJ1	1,300,000.00	GUARDIAN LIFE GLOBAL FUNDING 4.179 09/26/2029		27,163.50	27,163.50
09/28/2026	Coupon	57636QAP9	1,200,000.00	MASTERCARD INC 3.35 03/26/2030		20,100.00	20,100.00
09/30/2026	Coupon	91282CCZ2	3,000,000.00	UNITED STATES TREASURY 0.875 09/30/2026		13,125.00	13,125.00
09/30/2026	Final Maturity	91282CCZ2	3,000,000.00	UNITED STATES TREASURY 0.875 09/30/2026	3,000,000.00		3,000,000.00
09/30/2026	Coupon	91282CFL0	2,200,000.00	UNITED STATES TREASURY 3.875 09/30/2029		42,625.00	42,625.00
09/30/2026	Coupon	91282CGS4	2,500,000.00	UNITED STATES TREASURY 3.625 03/31/2030		45,312.50	45,312.50
09/30/2026	Coupon	91282CKG5	2,200,000.00	UNITED STATES TREASURY 4.125 03/31/2029		45,375.00	45,375.00
September 2026 Total					5,859,662.27	346,915.11	6,206,577.39

CASH FLOW REPORT



City of Orange | Account #10888 | As of March 31, 2026

Payment Date	Transaction Type	CUSIP	Quantity	Security Description	Principal Amount	Income	Total Amount
OCTOBER 2026							
10/13/2026	Coupon	713448FW3	380,000.00	PEPSICO INC 5.125 11/10/2026		8,114.58	8,114.58
10/13/2026	Effective Maturity	713448FW3	380,000.00	PEPSICO INC 5.125 11/10/2026	380,000.00		380,000.00
10/15/2026	Coupon	05522RDJ4	505,000.00	BACCT 2024-1 A 4.93 05/15/2029		2,074.71	2,074.71
10/15/2026	Coupon	161571HZ0	900,000.00	CHAIT 2025-1 A 4.16 07/15/2030		3,120.00	3,120.00
10/15/2026	Coupon	24422EYF0	1,000,000.00	JOHN DEERE CAPITAL CORP 4.375 10/15/2030		21,875.00	21,875.00
10/15/2026	Coupon	44934QAD3	285,000.00	HART 2024-B A3 4.84 03/15/2029		830.00	830.00
10/15/2026	Principal Paydown	44934QAD3	285,000.00	HART 2024-B A3 4.84 03/15/2029	14,077.87		14,077.87
10/15/2026	Coupon	44935CAD3	635,000.00	HART 2025-A A3 4.32 10/15/2029		2,286.00	2,286.00
10/15/2026	Coupon	44935DAD1	330,000.00	HALST 2025-B A3 4.53 04/17/2028		1,245.75	1,245.75
10/15/2026	Coupon	47786WAD2	508,128.17	JDOT 2024-B A3 5.2 03/15/2029		1,516.04	1,516.04
10/15/2026	Principal Paydown	47786WAD2	508,128.17	JDOT 2024-B A3 5.2 03/15/2029	24,343.56		24,343.56
10/15/2026	Coupon	47800CAC0	103,373.67	JDOT 2023 A3 5.01 11/15/2027		118.25	118.25
10/15/2026	Principal Paydown	47800CAC0	103,373.67	JDOT 2023 A3 5.01 11/15/2027	14,878.76		14,878.76
10/15/2026	Coupon	47800DAD6	500,000.00	JDOT 2025 A3 4.23 09/17/2029		1,762.50	1,762.50
10/15/2026	Coupon	58768YAD7	530,000.00	MBALT 2025-A A3 4.61 04/16/2029		2,036.08	2,036.08
10/15/2026	Coupon	92970QAE5	560,000.00	WFCIT 2024-2 A 4.29 10/15/2029		2,002.00	2,002.00
10/19/2026	Coupon	61747YFU4	2,200,000.00	MORGAN STANLEY 4.654 10/18/2030		51,194.00	51,194.00
10/20/2026	Coupon	36271VAD9	430,000.00	GMALT 2025-1 A3 4.66 02/21/2028		1,195.93	1,195.93
10/20/2026	Principal Paydown	36271VAD9	430,000.00	GMALT 2025-1 A3 4.66 02/21/2028	62,483.81		62,483.81
10/20/2026	Coupon	362962AD4	985,000.00	GMALT 2025-2 A3 4.58 05/22/2028		3,759.42	3,759.42
10/20/2026	Principal Paydown	362962AD4	985,000.00	GMALT 2025-2 A3 4.58 05/22/2028	108,820.97		108,820.97
10/21/2026	Coupon	438123AC5	182,741.57	HAROT 2023-4 A3 5.67 06/21/2028		519.86	519.86
10/21/2026	Principal Paydown	438123AC5	182,741.57	HAROT 2023-4 A3 5.67 06/21/2028	11,168.99		11,168.99
10/21/2026	Coupon	43813YAC6	607,392.26	HAROT 2024-3 A3 4.57 03/21/2029		1,645.25	1,645.25
10/21/2026	Principal Paydown	43813YAC6	607,392.26	HAROT 2024-3 A3 4.57 03/21/2029	32,970.33		32,970.33
10/21/2026	Coupon	43814VAC1	795,000.00	HAROT 2025-1 A3 4.57 09/21/2029		2,967.84	2,967.84
10/21/2026	Principal Paydown	43814VAC1	795,000.00	HAROT 2025-1 A3 4.57 09/21/2029	45,456.41		45,456.41
10/26/2026	Coupon	05592XAD2	54,922.56	BMWOT 2023-A A3 5.47 02/25/2028		99.81	99.81
10/26/2026	Principal Paydown	05592XAD2	54,922.56	BMWOT 2023-A A3 5.47 02/25/2028	5,112.32		5,112.32
10/26/2026	Coupon	096919AD7	357,684.95	BMWOT 2024-A A3 5.18 02/26/2029		1,067.31	1,067.31
10/26/2026	Principal Paydown	096919AD7	357,684.95	BMWOT 2024-A A3 5.18 02/26/2029	18,471.98		18,471.98

CASH FLOW REPORT



City of Orange | Account #10888 | As of March 31, 2026

Payment Date	Transaction Type	CUSIP	Quantity	Security Description	Principal Amount	Income	Total Amount
10/26/2026	Coupon	096924AD7	680,000.00	BMWOT 2025-A A3 4.56 09/25/2029		2,367.42	2,367.42
10/26/2026	Principal Paydown	096924AD7	680,000.00	BMWOT 2025-A A3 4.56 09/25/2029	36,162.51		36,162.51
10/26/2026	Coupon	3137F8ZV8	2,200,000.00	FHMS K-123 A2 1.621 12/25/2030		2,971.83	2,971.83
10/26/2026	Coupon	3137FG6X8	2,200,000.00	FHMS K-077 A2 3.85 05/25/2028		7,058.33	7,058.33
10/26/2026	Coupon	3137FNX54	2,000,000.00	FHMS K-097 A2 2.508 07/25/2029		4,180.00	4,180.00
10/26/2026	Coupon	3137FRUT6	1,500,000.00	FHMS K-106 A2 2.069 01/25/2030		2,586.25	2,586.25
10/26/2026	Coupon	3137HB2L7	2,000,000.00	FHMS K-753 A2 4.4 10/25/2030		7,333.33	7,333.33
10/30/2026	Coupon	3133ERDH1	2,100,000.00	FEDERAL FARM CREDIT BANKS FUNDING CORP 4.75 04/30/2029		49,875.00	49,875.00
October 2026 Total					753,947.52	185,802.51	939,750.03
NOVEMBER 2026							
11/02/2026	Coupon	91282CFT3	2,500,000.00	UNITED STATES TREASURY 4.0 10/31/2029		50,000.00	50,000.00
11/02/2026	Coupon	91282CKP5	2,000,000.00	UNITED STATES TREASURY 4.625 04/30/2029		46,250.00	46,250.00
11/02/2026	Coupon	91282CMZ1	2,700,000.00	UNITED STATES TREASURY 3.875 04/30/2030		52,312.50	52,312.50
11/16/2026	Coupon	05522RDJ4	505,000.00	BACCT 2024-1 A 4.93 05/15/2029		2,074.71	2,074.71
11/16/2026	Coupon	161571HZ0	900,000.00	CHAIT 2025-1 A 4.16 07/15/2030		3,120.00	3,120.00
11/16/2026	Coupon	44934QAD3	285,000.00	HART 2024-B A3 4.84 03/15/2029		773.22	773.22
11/16/2026	Principal Paydown	44934QAD3	285,000.00	HART 2024-B A3 4.84 03/15/2029	13,806.85		13,806.85
11/16/2026	Coupon	44935CAD3	635,000.00	HART 2025-A A3 4.32 10/15/2029		2,286.00	2,286.00
11/16/2026	Principal Paydown	44935CAD3	635,000.00	HART 2025-A A3 4.32 10/15/2029	5,212.01		5,212.01
11/16/2026	Coupon	44935DAD1	330,000.00	HALST 2025-B A3 4.53 04/17/2028		1,245.75	1,245.75
11/16/2026	Principal Paydown	44935DAD1	330,000.00	HALST 2025-B A3 4.53 04/17/2028	26,230.75		26,230.75
11/16/2026	Coupon	47786WAD2	508,128.17	JDOT 2024-B A3 5.2 03/15/2029		1,410.56	1,410.56
11/16/2026	Principal Paydown	47786WAD2	508,128.17	JDOT 2024-B A3 5.2 03/15/2029	28,855.91		28,855.91
11/16/2026	Coupon	47800CAC0	103,373.67	JDOT 2023 A3 5.01 11/15/2027		56.14	56.14
11/16/2026	Effective Maturity	47800CAC0	103,373.67	JDOT 2023 A3 5.01 11/15/2027	13,445.69		13,445.69
11/16/2026	Coupon	47800DAD6	500,000.00	JDOT 2025 A3 4.23 09/17/2029		1,762.50	1,762.50
11/16/2026	Coupon	58768YAD7	530,000.00	MBALT 2025-A A3 4.61 04/16/2029		2,036.08	2,036.08
11/16/2026	Coupon	92970QAE5	560,000.00	WFCIT 2024-2 A 4.29 10/15/2029		2,002.00	2,002.00
11/17/2026	Coupon	58933YBH7	1,250,000.00	MERCK & CO INC 4.05 05/17/2028		25,312.50	25,312.50
11/20/2026	Coupon	36271VAD9	430,000.00	GMALT 2025-1 A3 4.66 02/21/2028		953.28	953.28
11/20/2026	Principal Paydown	36271VAD9	430,000.00	GMALT 2025-1 A3 4.66 02/21/2028	56,513.56		56,513.56

CASH FLOW REPORT



City of Orange | Account #10888 | As of March 31, 2026

Payment Date	Transaction Type	CUSIP	Quantity	Security Description	Principal Amount	Income	Total Amount
11/20/2026	Coupon	362962AD4	985,000.00	GMALT 2025-2 A3 4.58 05/22/2028		3,344.08	3,344.08
11/20/2026	Principal Paydown	362962AD4	985,000.00	GMALT 2025-2 A3 4.58 05/22/2028	106,222.01		106,222.01
11/23/2026	Coupon	438123AC5	182,741.57	HAROT 2023-4 A3 5.67 06/21/2028		467.09	467.09
11/23/2026	Principal Paydown	438123AC5	182,741.57	HAROT 2023-4 A3 5.67 06/21/2028	10,921.25		10,921.25
11/23/2026	Coupon	43813YAC6	607,392.26	HAROT 2024-3 A3 4.57 03/21/2029		1,519.69	1,519.69
11/23/2026	Principal Paydown	43813YAC6	607,392.26	HAROT 2024-3 A3 4.57 03/21/2029	32,171.22		32,171.22
11/23/2026	Coupon	43814VAC1	795,000.00	HAROT 2025-1 A3 4.57 09/21/2029		2,794.73	2,794.73
11/23/2026	Principal Paydown	43814VAC1	795,000.00	HAROT 2025-1 A3 4.57 09/21/2029	44,380.59		44,380.59
11/25/2026	Coupon	05592XAD2	54,922.56	BMWOT 2023-A A3 5.47 02/25/2028		76.50	76.50
11/25/2026	Principal Paydown	05592XAD2	54,922.56	BMWOT 2023-A A3 5.47 02/25/2028	4,881.78		4,881.78
11/25/2026	Coupon	096919AD7	357,684.95	BMWOT 2024-A A3 5.18 02/26/2029		987.57	987.57
11/25/2026	Principal Paydown	096919AD7	357,684.95	BMWOT 2024-A A3 5.18 02/26/2029	18,115.48		18,115.48
11/25/2026	Coupon	096924AD7	680,000.00	BMWOT 2025-A A3 4.56 09/25/2029		2,230.01	2,230.01
11/25/2026	Principal Paydown	096924AD7	680,000.00	BMWOT 2025-A A3 4.56 09/25/2029	35,454.00		35,454.00
11/25/2026	Coupon	3137F8ZV8	2,200,000.00	FHMS K-123 A2 1.621 12/25/2030		2,971.83	2,971.83
11/25/2026	Coupon	3137FG6X8	2,200,000.00	FHMS K-077 A2 3.85 05/25/2028		7,058.33	7,058.33
11/25/2026	Coupon	3137FNX54	2,000,000.00	FHMS K-097 A2 2.508 07/25/2029		4,180.00	4,180.00
11/25/2026	Coupon	3137FRUT6	1,500,000.00	FHMS K-106 A2 2.069 01/25/2030		2,586.25	2,586.25
11/25/2026	Coupon	3137HB2L7	2,000,000.00	FHMS K-753 A2 4.4 10/25/2030		7,333.33	7,333.33
11/30/2026	Coupon	91282CHF1	2,600,000.00	UNITED STATES TREASURY 3.75 05/31/2030		48,750.00	48,750.00
11/30/2026	Coupon	91282CKT7	2,200,000.00	UNITED STATES TREASURY 4.5 05/31/2029		49,500.00	49,500.00
11/30/2026	Coupon	91282CMA6	2,400,000.00	UNITED STATES TREASURY 4.125 11/30/2029		49,500.00	49,500.00
November 2026							
Total					396,211.10	374,894.65	771,105.75
DECEMBER 2026							
12/07/2026	Coupon	64952WFK4	830,000.00	NEW YORK LIFE GLOBAL FUNDING 4.6 12/05/2029		19,090.00	19,090.00
12/08/2026	Coupon	3130AXQK7	2,000,000.00	FEDERAL HOME LOAN BANKS 4.75 12/08/2028		47,500.00	47,500.00
12/09/2026	Coupon	3130AEB25	2,000,000.00	FEDERAL HOME LOAN BANKS 3.25 06/09/2028		32,500.00	32,500.00
12/15/2026	Coupon	05522RDJ4	505,000.00	BACCT 2024-1 A 4.93 05/15/2029		2,074.71	2,074.71
12/15/2026	Coupon	161571HZ0	900,000.00	CHAIT 2025-1 A 4.16 07/15/2030		3,120.00	3,120.00
12/15/2026	Coupon	44934QAD3	285,000.00	HART 2024-B A3 4.84 03/15/2029		717.53	717.53

CASH FLOW REPORT



City of Orange | Account #10888 | As of March 31, 2026

Payment Date	Transaction Type	CUSIP	Quantity	Security Description	Principal Amount	Income	Total Amount
12/15/2026	Principal Paydown	44934QAD3	285,000.00	HART 2024-B A3 4.84 03/15/2029	13,112.79		13,112.79
12/15/2026	Coupon	44935CAD3	635,000.00	HART 2025-A A3 4.32 10/15/2029		2,267.24	2,267.24
12/15/2026	Principal Paydown	44935CAD3	635,000.00	HART 2025-A A3 4.32 10/15/2029	36,379.35		36,379.35
12/15/2026	Coupon	44935DAD1	330,000.00	HALST 2025-B A3 4.53 04/17/2028		1,146.73	1,146.73
12/15/2026	Principal Paydown	44935DAD1	330,000.00	HALST 2025-B A3 4.53 04/17/2028	43,409.20		43,409.20
12/15/2026	Coupon	47786WAD2	508,128.17	JDOT 2024-B A3 5.2 03/15/2029		1,285.51	1,285.51
12/15/2026	Principal Paydown	47786WAD2	508,128.17	JDOT 2024-B A3 5.2 03/15/2029	19,078.55		19,078.55
12/15/2026	Coupon	47800DAD6	500,000.00	JDOT 2025 A3 4.23 09/17/2029		1,762.50	1,762.50
12/15/2026	Coupon	58768YAD7	530,000.00	MBALT 2025-A A3 4.61 04/16/2029		2,036.08	2,036.08
12/15/2026	Coupon	92970QAE5	560,000.00	WFCIT 2024-2 A 4.29 10/15/2029		2,002.00	2,002.00
12/21/2026	Coupon	36271VAD9	430,000.00	GMALT 2025-1 A3 4.66 02/21/2028		733.82	733.82
12/21/2026	Principal Paydown	36271VAD9	430,000.00	GMALT 2025-1 A3 4.66 02/21/2028	47,056.18		47,056.18
12/21/2026	Coupon	362962AD4	985,000.00	GMALT 2025-2 A3 4.58 05/22/2028		2,938.67	2,938.67
12/21/2026	Principal Paydown	362962AD4	985,000.00	GMALT 2025-2 A3 4.58 05/22/2028	135,135.17		135,135.17
12/21/2026	Coupon	438123AC5	182,741.57	HAROT 2023-4 A3 5.67 06/21/2028		415.49	415.49
12/21/2026	Principal Paydown	438123AC5	182,741.57	HAROT 2023-4 A3 5.67 06/21/2028	10,466.47		10,466.47
12/21/2026	Coupon	43813YAC6	607,392.26	HAROT 2024-3 A3 4.57 03/21/2029		1,397.17	1,397.17
12/21/2026	Principal Paydown	43813YAC6	607,392.26	HAROT 2024-3 A3 4.57 03/21/2029	30,680.06		30,680.06
12/21/2026	Coupon	43814VAC1	795,000.00	HAROT 2025-1 A3 4.57 09/21/2029		2,625.71	2,625.71
12/21/2026	Principal Paydown	43814VAC1	795,000.00	HAROT 2025-1 A3 4.57 09/21/2029	42,069.04		42,069.04
12/25/2026	Coupon	05592XAD2	54,922.56	BMWOT 2023-A A3 5.47 02/25/2028		54.25	54.25
12/25/2026	Principal Paydown	05592XAD2	54,922.56	BMWOT 2023-A A3 5.47 02/25/2028	4,700.18		4,700.18
12/25/2026	Coupon	096919AD7	357,684.95	BMWOT 2024-A A3 5.18 02/26/2029		909.37	909.37
12/25/2026	Principal Paydown	096919AD7	357,684.95	BMWOT 2024-A A3 5.18 02/26/2029	17,288.17		17,288.17
12/25/2026	Coupon	096924AD7	680,000.00	BMWOT 2025-A A3 4.56 09/25/2029		2,095.28	2,095.28
12/25/2026	Principal Paydown	096924AD7	680,000.00	BMWOT 2025-A A3 4.56 09/25/2029	32,310.29		32,310.29
12/25/2026	Coupon	3137F8ZV8	2,200,000.00	FHMS K-123 A2 1.621 12/25/2030		2,971.83	2,971.83
12/25/2026	Coupon	3137FG6X8	2,200,000.00	FHMS K-077 A2 3.85 05/25/2028		7,058.33	7,058.33
12/25/2026	Coupon	3137FNX54	2,000,000.00	FHMS K-097 A2 2.508 07/25/2029		4,180.00	4,180.00
12/25/2026	Coupon	3137FRUT6	1,500,000.00	FHMS K-106 A2 2.069 01/25/2030		2,586.25	2,586.25
12/25/2026	Coupon	3137HB2L7	2,000,000.00	FHMS K-753 A2 4.4 10/25/2030		7,333.33	7,333.33
12/28/2026	Coupon	437076DC3	1,250,000.00	HOME DEPOT INC 4.75 06/25/2029		29,687.50	29,687.50

CASH FLOW REPORT



City of Orange | Account #10888 | As of March 31, 2026

Payment Date	Transaction Type	CUSIP	Quantity	Security Description	Principal Amount	Income	Total Amount
December 2026							
Total					431,685.45	180,489.31	612,174.76
JANUARY 2027							
01/08/2027	Coupon	14913UAX8	960,000.00	CATERPILLAR FINANCIAL SERVICES CORP 4.8 01/08/2030		23,040.00	23,040.00
01/11/2027	Coupon	57629TBV8	1,200,000.00	MASSMUTUAL GLOBAL FUNDING II 4.95 01/10/2030		29,700.00	29,700.00
01/11/2027	Coupon	59217GFT1	820,000.00	METROPOLITAN LIFE GLOBAL FUNDING I 4.9 01/09/2030		20,090.00	20,090.00
01/12/2027	Coupon	459058KT9	2,000,000.00	INTERNATIONAL BANK FOR RECONSTRUCTION AND DEVELOPM 3.5 07/12/2028		35,000.00	35,000.00
01/12/2027	Coupon	78016FZW7	1,000,000.00	ROYAL BANK OF CANADA 4.9 01/12/2028		24,500.00	24,500.00
01/15/2027	Coupon	05522RDJ4	505,000.00	BACCT 2024-1 A 4.93 05/15/2029		2,074.71	2,074.71
01/15/2027	Coupon	161571HZ0	900,000.00	CHAIT 2025-1 A 4.16 07/15/2030		3,120.00	3,120.00
01/15/2027	Coupon	44934QAD3	285,000.00	HART 2024-B A3 4.84 03/15/2029		664.64	664.64
01/15/2027	Principal Paydown	44934QAD3	285,000.00	HART 2024-B A3 4.84 03/15/2029	12,894.96		12,894.96
01/15/2027	Coupon	44935CAD3	635,000.00	HART 2025-A A3 4.32 10/15/2029		2,136.27	2,136.27
01/15/2027	Principal Paydown	44935CAD3	635,000.00	HART 2025-A A3 4.32 10/15/2029	35,628.99		35,628.99
01/15/2027	Coupon	44935DAD1	330,000.00	HALST 2025-B A3 4.53 04/17/2028		982.86	982.86
01/15/2027	Principal Paydown	44935DAD1	330,000.00	HALST 2025-B A3 4.53 04/17/2028	38,047.28		38,047.28
01/15/2027	Coupon	47786WAD2	508,128.17	JDOT 2024-B A3 5.2 03/15/2029		1,202.84	1,202.84
01/15/2027	Principal Paydown	47786WAD2	508,128.17	JDOT 2024-B A3 5.2 03/15/2029	27,332.63		27,332.63
01/15/2027	Coupon	47800DAD6	500,000.00	JDOT 2025 A3 4.23 09/17/2029		1,762.50	1,762.50
01/15/2027	Principal Paydown	47800DAD6	500,000.00	JDOT 2025 A3 4.23 09/17/2029	4,189.40		4,189.40
01/15/2027	Coupon	58768YAD7	530,000.00	MBALT 2025-A A3 4.61 04/16/2029		2,036.08	2,036.08
01/15/2027	Coupon	828807EB9	1,400,000.00	SIMON PROPERTY GROUP LP 4.3 01/15/2031		30,100.00	30,100.00
01/15/2027	Coupon	91324PEU2	1,000,000.00	UNITEDHEALTH GROUP INC 4.25 01/15/2029		21,250.00	21,250.00
01/15/2027	Coupon	92970QAE5	560,000.00	WFCIT 2024-2 A 4.29 10/15/2029		2,002.00	2,002.00
01/20/2027	Coupon	06051GGF0	1,250,000.00	BANK OF AMERICA CORP 3.824 01/20/2028		23,900.00	23,900.00
01/20/2027	Effective Maturity	06051GGF0	1,250,000.00	BANK OF AMERICA CORP 3.824 01/20/2028	1,250,000.00		1,250,000.00
01/20/2027	Coupon	36271VAD9	430,000.00	GMALT 2025-1 A3 4.66 02/21/2028		551.09	551.09
01/20/2027	Principal Paydown	36271VAD9	430,000.00	GMALT 2025-1 A3 4.66 02/21/2028	42,883.87		42,883.87
01/20/2027	Coupon	362962AD4	985,000.00	GMALT 2025-2 A3 4.58 05/22/2028		2,422.90	2,422.90

CASH FLOW REPORT



City of Orange | Account #10888 | As of March 31, 2026

Payment Date	Transaction Type	CUSIP	Quantity	Security Description	Principal Amount	Income	Total Amount
01/20/2027	Principal Paydown	362962AD4	985,000.00	GMALT 2025-2 A3 4.58 05/22/2028	138,454.58		138,454.58
01/21/2027	Coupon	438123AC5	182,741.57	HAROT 2023-4 A3 5.67 06/21/2028		366.03	366.03
01/21/2027	Principal Paydown	438123AC5	182,741.57	HAROT 2023-4 A3 5.67 06/21/2028	10,258.79		10,258.79
01/21/2027	Coupon	43813YAC6	607,392.26	HAROT 2024-3 A3 4.57 03/21/2029		1,280.33	1,280.33
01/21/2027	Principal Paydown	43813YAC6	607,392.26	HAROT 2024-3 A3 4.57 03/21/2029	30,037.78		30,037.78
01/21/2027	Coupon	43814VAC1	795,000.00	HAROT 2025-1 A3 4.57 09/21/2029		2,465.50	2,465.50
01/21/2027	Principal Paydown	43814VAC1	795,000.00	HAROT 2025-1 A3 4.57 09/21/2029	41,224.95		41,224.95
01/25/2027	Coupon	05592XAD2	54,922.56	BMWOT 2023-A A3 5.47 02/25/2028		32.83	32.83
01/25/2027	Principal Paydown	05592XAD2	54,922.56	BMWOT 2023-A A3 5.47 02/25/2028	4,626.89		4,626.89
01/25/2027	Coupon	096919AD7	357,684.95	BMWOT 2024-A A3 5.18 02/26/2029		834.74	834.74
01/25/2027	Principal Paydown	096919AD7	357,684.95	BMWOT 2024-A A3 5.18 02/26/2029	17,001.63		17,001.63
01/25/2027	Coupon	096924AD7	680,000.00	BMWOT 2025-A A3 4.56 09/25/2029		1,972.50	1,972.50
01/25/2027	Principal Paydown	096924AD7	680,000.00	BMWOT 2025-A A3 4.56 09/25/2029	31,773.33		31,773.33
01/25/2027	Coupon	3137F8ZV8	2,200,000.00	FHMS K-123 A2 1.621 12/25/2030		2,971.83	2,971.83
01/25/2027	Coupon	3137FG6X8	2,200,000.00	FHMS K-077 A2 3.85 05/25/2028		7,058.33	7,058.33
01/25/2027	Coupon	3137FNX54	2,000,000.00	FHMS K-097 A2 2.508 07/25/2029		4,180.00	4,180.00
01/25/2027	Coupon	3137FRUT6	1,500,000.00	FHMS K-106 A2 2.069 01/25/2030		2,586.25	2,586.25
01/25/2027	Coupon	3137HB2L7	2,000,000.00	FHMS K-753 A2 4.4 10/25/2030		7,333.33	7,333.33
01/25/2027	Coupon	46647PEV4	1,300,000.00	JPMORGAN CHASE & CO 5.14 01/24/2031		33,410.00	33,410.00
January 2027 Total					1,684,355.08	291,027.58	1,975,382.66
FEBRUARY 2027							
02/01/2027	Coupon	025816DY2	1,000,000.00	AMERICAN EXPRESS CO 5.085 01/30/2031		25,425.00	25,425.00
02/01/2027	Coupon	69371RS80	1,200,000.00	PACCAR FINANCIAL CORP 4.6 01/31/2029		27,600.00	27,600.00
02/01/2027	Coupon	91282CLC3	2,500,000.00	UNITED STATES TREASURY 4.0 07/31/2029		50,000.00	50,000.00
02/01/2027	Coupon	91282CMG3	2,500,000.00	UNITED STATES TREASURY 4.25 01/31/2030		53,125.00	53,125.00
02/01/2027	Coupon	91282CNN7	2,500,000.00	UNITED STATES TREASURY 3.875 07/31/2030		48,437.50	48,437.50
02/15/2027	Coupon	05522RDJ4	505,000.00	BACCT 2024-1 A 4.93 05/15/2029		2,074.71	2,074.71
02/15/2027	Coupon	161571HZ0	900,000.00	CHAIT 2025-1 A 4.16 07/15/2030		3,120.00	3,120.00
02/15/2027	Coupon	44934QAD3	285,000.00	HART 2024-B A3 4.84 03/15/2029		612.63	612.63
02/15/2027	Principal Paydown	44934QAD3	285,000.00	HART 2024-B A3 4.84 03/15/2029	12,242.96		12,242.96
02/15/2027	Coupon	44935CAD3	635,000.00	HART 2025-A A3 4.32 10/15/2029		2,008.01	2,008.01
02/15/2027	Principal Paydown	44935CAD3	635,000.00	HART 2025-A A3 4.32 10/15/2029	35,285.83		35,285.83

CASH FLOW REPORT



City of Orange | Account #10888 | As of March 31, 2026

Payment Date	Transaction Type	CUSIP	Quantity	Security Description	Principal Amount	Income	Total Amount
02/15/2027	Coupon	44935DAD1	330,000.00	HALST 2025-B A3 4.53 04/17/2028		839.23	839.23
02/15/2027	Principal Paydown	44935DAD1	330,000.00	HALST 2025-B A3 4.53 04/17/2028	41,147.40		41,147.40
02/15/2027	Coupon	47786WAD2	508,128.17	JDOT 2024-B A3 5.2 03/15/2029		1,084.40	1,084.40
02/15/2027	Principal Paydown	47786WAD2	508,128.17	JDOT 2024-B A3 5.2 03/15/2029	24,769.55		24,769.55
02/15/2027	Coupon	47800DAD6	500,000.00	JDOT 2025 A3 4.23 09/17/2029		1,747.73	1,747.73
02/15/2027	Principal Paydown	47800DAD6	500,000.00	JDOT 2025 A3 4.23 09/17/2029	34,107.44		34,107.44
02/15/2027	Coupon	58768YAD7	530,000.00	MBALT 2025-A A3 4.61 04/16/2029		2,036.08	2,036.08
02/15/2027	Principal Paydown	58768YAD7	530,000.00	MBALT 2025-A A3 4.61 04/16/2029	21,958.94		21,958.94
02/16/2027	Coupon	02079KBK2	1,300,000.00	ALPHABET INC 4.1 02/15/2031		26,650.00	26,650.00
02/16/2027	Coupon	171239AL0	1,250,000.00	CHUBB INA HOLDINGS LLC 4.65 08/15/2029		29,062.50	29,062.50
02/16/2027	Coupon	532457CQ9	705,000.00	ELI LILLY AND CO 4.2 08/14/2029		14,805.00	14,805.00
02/16/2027	Coupon	92970QAE5	560,000.00	WFCIT 2024-2 A 4.29 10/15/2029		2,002.00	2,002.00
02/18/2027	Coupon	713448FL7	1,500,000.00	PEPSICO INC 3.6 02/18/2028		27,000.00	27,000.00
02/22/2027	Coupon	36271VAD9	430,000.00	GMALT 2025-1 A3 4.66 02/21/2028		384.56	384.56
02/22/2027	Principal Paydown	36271VAD9	430,000.00	GMALT 2025-1 A3 4.66 02/21/2028	41,913.43		41,913.43
02/22/2027	Coupon	362962AD4	985,000.00	GMALT 2025-2 A3 4.58 05/22/2028		1,894.47	1,894.47
02/22/2027	Principal Paydown	362962AD4	985,000.00	GMALT 2025-2 A3 4.58 05/22/2028	112,062.74		112,062.74
02/22/2027	Coupon	438123AC5	182,741.57	HAROT 2023-4 A3 5.67 06/21/2028		317.56	317.56
02/22/2027	Principal Paydown	438123AC5	182,741.57	HAROT 2023-4 A3 5.67 06/21/2028	10,089.26		10,089.26
02/22/2027	Coupon	43813YAC6	607,392.26	HAROT 2024-3 A3 4.57 03/21/2029		1,165.94	1,165.94
02/22/2027	Principal Paydown	43813YAC6	607,392.26	HAROT 2024-3 A3 4.57 03/21/2029	29,520.74		29,520.74
02/22/2027	Coupon	43814VAC1	795,000.00	HAROT 2025-1 A3 4.57 09/21/2029		2,308.50	2,308.50
02/22/2027	Principal Paydown	43814VAC1	795,000.00	HAROT 2025-1 A3 4.57 09/21/2029	40,606.86		40,606.86
02/25/2027	Coupon	05592XAD2	54,922.56	BMWOT 2023-A A3 5.47 02/25/2028		11.73	11.73
02/25/2027	Effective Maturity	05592XAD2	54,922.56	BMWOT 2023-A A3 5.47 02/25/2028	2,574.36		2,574.36
02/25/2027	Coupon	096919AD7	357,684.95	BMWOT 2024-A A3 5.18 02/26/2029		761.35	761.35
02/25/2027	Principal Paydown	096919AD7	357,684.95	BMWOT 2024-A A3 5.18 02/26/2029	16,802.64		16,802.64
02/25/2027	Coupon	096924AD7	680,000.00	BMWOT 2025-A A3 4.56 09/25/2029		1,851.76	1,851.76
02/25/2027	Principal Paydown	096924AD7	680,000.00	BMWOT 2025-A A3 4.56 09/25/2029	31,451.56		31,451.56
02/25/2027	Coupon	3137F8ZV8	2,200,000.00	FHMS K-123 A2 1.621 12/25/2030		2,971.83	2,971.83
02/25/2027	Coupon	3137FG6X8	2,200,000.00	FHMS K-077 A2 3.85 05/25/2028		7,058.33	7,058.33
02/25/2027	Coupon	3137FNX54	2,000,000.00	FHMS K-097 A2 2.508 07/25/2029		4,180.00	4,180.00

CASH FLOW REPORT



City of Orange | Account #10888 | As of March 31, 2026

Payment Date	Transaction Type	CUSIP	Quantity	Security Description	Principal Amount	Income	Total Amount
02/25/2027	Coupon	3137FRUT6	1,500,000.00	FHMS K-106 A2 2.069 01/25/2030		2,586.25	2,586.25
02/25/2027	Coupon	3137HB2L7	2,000,000.00	FHMS K-753 A2 4.4 10/25/2030		7,333.33	7,333.33
02/26/2027	Coupon	17275RBR2	1,250,000.00	CISCO SYSTEMS INC 4.85 02/26/2029		30,312.50	30,312.50
February 2027							
Total					454,533.69	380,767.91	835,301.60
Grand Total			420,965,552.46		17,858,571.71	3,466,085.96	21,324,657.66

IMPORTANT DISCLOSURES



City of Orange | Account #10888 | As of March 31, 2026

Chandler Asset Management, Inc. (“Chandler”) is an SEC registered investment adviser. For additional information about our firm, please see our current disclosures (Form ADV). To obtain a copy of our current disclosures, you may contact your client service representative by calling the number on the front of this statement or you may visit our website at www.chandlerasset.com.

Information contained in this monthly statement is confidential and is provided for informational purposes only and should not be construed as specific investment or legal advice. The information contained herein was obtained from sources believed to be reliable as of the date of this statement, but may become outdated or superseded at any time without notice.

Custody: Your qualified custodian bank maintains control of all assets reflected in this statement and we urge you to compare this statement to the one you receive from your qualified custodian. Chandler does not have any authority to withdraw or deposit funds from/to the custodian account.

Valuation: Prices are provided by IDC, an independent pricing source. In the event IDC does not provide a price or if the price provided is not reflective of fair market value, Chandler will obtain pricing from an alternative approved third party pricing source in accordance with our written valuation policy and procedures. Our valuation procedures are also disclosed in Item 5 of our Form ADV Part 2A.

Performance: Performance results are presented gross-of-advisory fees and represent the client’s Total Return. The deduction of advisory fees lowers performance results. These results include the reinvestment of dividends and other earnings. Past performance may not be indicative of future results. Therefore, clients should not assume that future performance of any specific investment or investment strategy will be profitable or equal to past performance levels. All investment strategies have the potential for profit or loss. Economic factors, market conditions or changes in investment strategies, contributions or withdrawals may materially alter the performance and results of your portfolio.

Source ICE Data Indices, LLC (“ICE”), used with permission. ICE PERMITS USE OF THE ICE INDICES AND RELATED DATA ON AN “AS IS” BASIS; ICE, ITS AFFILIATES AND THEIR RESPECTIVE THIRD PARTY SUPPLIERS DISCLAIM ANY AND ALL WARRANTIES AND REPRESENTATIONS, EXPRESS AND/OR IMPLIED, INCLUDING ANY WARRANTIES OF MERCHANTABILITY OR FITNESS FOR A PARTICULAR PURPOSE OR USE, INCLUDING THE INDICES, INDEX DATA AND ANY DATA INCLUDED IN, RELATED TO, OR DERIVED THEREFROM. NEITHER ICE DATA, ITS AFFILIATES OR THEIR RESPECTIVE THIRD PARTY PROVIDERS GUARANTEE THE QUALITY, ADEQUACY, ACCURACY, TIMELINESS OR COMPLETENESS OF THE INDICES OR THE INDEX DATA OR ANY COMPONENT THEREOF, AND THE INDICES AND INDEX DATA AND ALL COMPONENTS THEREOF ARE PROVIDED ON AN “AS IS” BASIS AND LICENSEE’S USE IS AT LICENSEE’S OWN RISK. ICE DATA, ITS AFFILIATES AND THEIR RESPECTIVE THIRD PARTY DO NOT SPONSOR, ENDORSE, OR RECOMMEND CHANDLER, OR ANY OF ITS PRODUCTS OR SERVICES.

Index returns assume reinvestment of all distributions. Historical performance results for investment indexes generally do not reflect the deduction of transaction and/or custodial charges or the deduction of an investment management fee, the incurrence of which would have the effect of decreasing historical performance results. It is not possible to invest directly in an index.

Ratings: Ratings information have been provided by Moody’s, S&P and Fitch through data feeds we believe to be reliable as of the date of this statement, however we cannot guarantee its accuracy.

Security level ratings for U.S. Agency issued mortgage-backed securities (“MBS”) reflect the issuer rating because the securities themselves are not rated. The issuing U.S. Agency guarantees the full and timely payment of both principal and interest.

LGIP Yields: Reported yields for local government investment pools may be presented as either the 30-day yield or the monthly distribution yield, as applicable. For certain funds, the 30-day yield is calculated using reported daily yield data. Yield calculations are subject to change and may not be directly comparable across funds.

LAIF Yields: Additional Disclosure for CA Clients - As a result of a reporting lag from the Local Agency Investment Fund (LAIF), reported LAIF yields represent the most recently available Daily Effective Yield and may reflect data from approximately 7–10 days prior to month-end.

BENCHMARK INDEX & DISCLOSURES



City of Orange | Account #10888 | As of March 31, 2026

Benchmark	Disclosure
ICE BofA 1-5 Yr US Treasury & Agency Index	The ICE BofA 1-5 Year US Treasury & Agency Index tracks the performance of US dollar denominated US Treasury and nonsubordinated US agency debt issued in the US domestic market. Qualifying securities must have an investment grade rating (based on an average of Moody's, S&P and Fitch). Qualifying securities must have at least one year remaining term to final maturity and less than five years remaining term to final maturity, at least 18 months to maturity at time of issuance, a fixed coupon schedule, and a minimum amount outstanding of \$1 billion for sovereigns and \$250 million for agencies.



City of Orange
Portfolio Earnings Estimate
03/20/2026 - 06/30/2027
CAM Account 10888

Holdings As Of 03/20/2026

Interest Earnings Projection

03/20/2026 - 06/30/2027

	FY 2025-26 (Remaining)	FY 2026-27
Start Date	3/20/2026	7/1/2026
End Date	6/30/2026	6/30/2027
Portfolio Beginning Balance	\$ 109,395,652	\$ 110,610,896
Securities Maturing During Period	\$ 2,511,096	\$ 11,017,456
Prior Period Income		\$ 1,215,244
Total Reinvestment	\$ 2,511,096	\$ 12,232,700
Reinvestment Rate, EDSF at Period Start	3.79%	3.79%
Reinvestment Income	\$ 95,120	\$ 463,864
Maturities After Period	\$ 106,884,556	\$ 95,867,100
Purchase Yield	4.00%	4.25%
Current Income	\$ 1,188,821	\$ 4,065,204
Prior Period(s) Reinvestment		\$ 2,511,096
Prior Period(s) Reinvestment Income Carried Forward		\$ 95,120
Total Income	\$ 1,215,244	\$ 4,624,188
Portfolio Ending Balance	\$ 110,610,896	\$ 115,235,084
Period Growth (%)	*1.11%	4.18%

**Period Growth (%) rate is not annualized*

Please note: The estimates in this report are based on current portfolio holdings and use assumptions derived from currently available data, and may fluctuate depending on market conditions, portfolio activity and other factors. While the firm uses best efforts when compiling these projections, there is no guarantee that these estimates will be realized. Past performance is not indicative of future results.

INVESTMENT REPORT

City of Orange | As of March 31, 2026

CHANDLER ASSET MANAGEMENT | chandlerasset.com

Chandler Team:

For questions about your account, please call (800) 317-4747,
or contact clientservice@chandlerasset.com

[ECONOMIC UPDATE](#)

[ACCOUNT PROFILE](#)

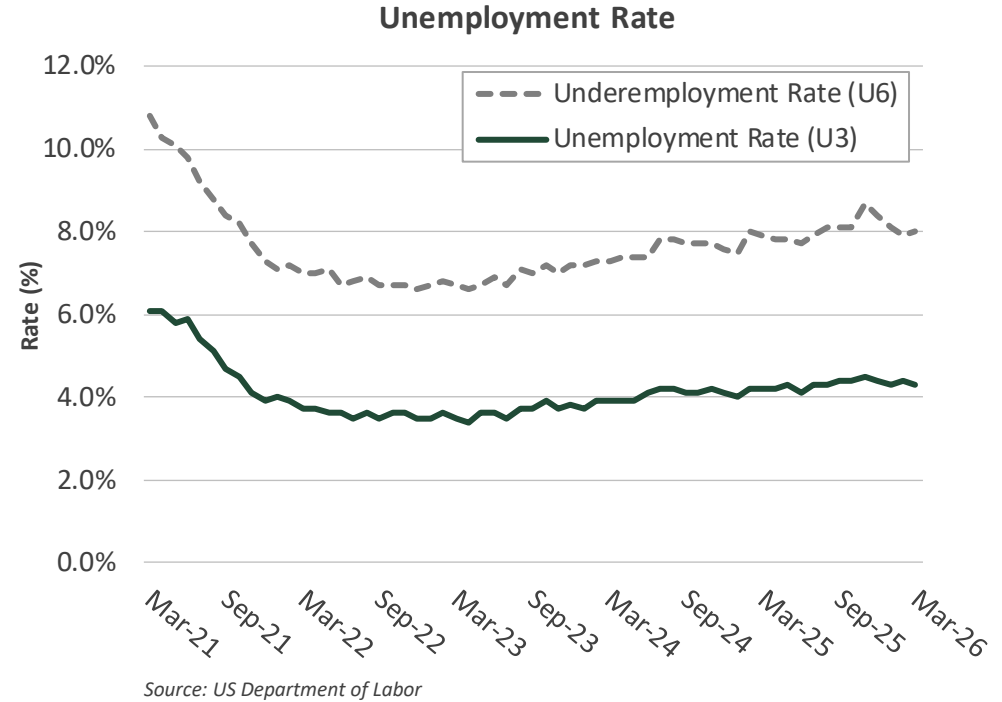
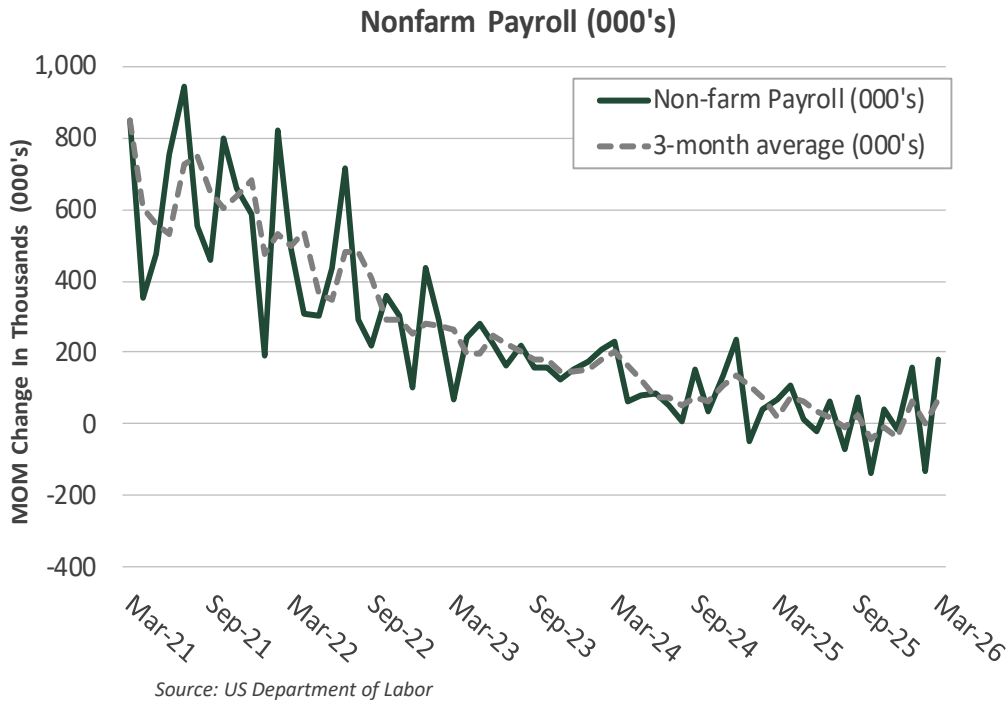
[CONSOLIDATED INFORMATION](#)

[PORTFOLIO HOLDINGS](#)

[TRANSACTIONS](#)

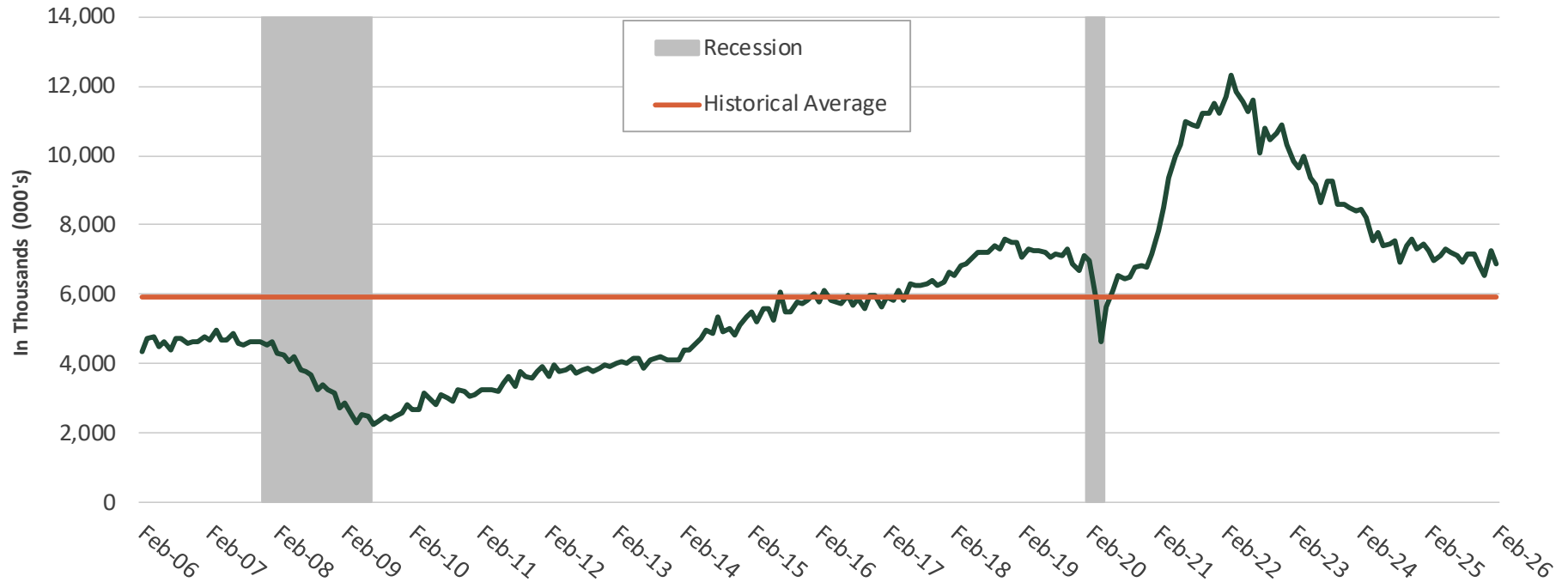
ECONOMIC UPDATE

- March payrolls rebounded by 178,000 after February's revised 133,000 decline, but the war in Iran and its disruption of the Strait of Hormuz have pushed crude oil above \$112, injecting a potential inflationary shock into an economy contending with sticky core prices above 3%. The Federal Reserve has held the funds rate at 3.50–3.75% and is signaling a cautionary stance, keeping open the option of delaying cuts if oil-related inflation proves persistent rather than transitory. As the data flow normalizes, the Chandler team anticipates additional yield curve steepening as the Federal Reserve gradually guides the policy rate toward a more neutral range. The Federal Reserve's March dot plot still projects one cut this year, yet the Iran-driven energy shock has narrowed the path toward easing.
- The Federal Reserve's March 2026 FOMC meeting ended with policymakers again holding the target range at 3.50%–3.75%, as the Committee maintained its pause following three late-2025 rate cuts. Governor Stephen Miran dissented in favor of an additional quarter-point reduction, while Christopher Waller joined the majority, tipping the vote 11–1 to leave the benchmark rate unchanged. Meanwhile, President Trump's nomination of Kevin Warsh to succeed Jerome Powell as chair has hit a roadblock after a Republican senator vowed to block Warsh's confirmation amid the Justice Department's ongoing probe of the central bank.
- Treasury yields exhibited considerable first-quarter volatility as the Iran conflict injected energy-driven inflation fears into a market grappling with sticky core prices. At March month-end, the 2-year yield stood at 3.79%, up 32 basis points year-to-date, the 10-year at 4.32%, and the 30-year at 4.86%. The 2-year to 10-year spread narrowed to 52 basis points, reflecting pronounced flattening as short rates rose faster than longer maturities. One year ago, that spread stood near 32 basis points, providing context on normalization since the 2022 through 2024 yield curve inversion. The 3-month to 10-year spread was approximately 64 basis points at March month-end.



March nonfarm payrolls rose by 178,000, a decisive reversal from February’s revised 133,000 decline that had been distorted by a Kaiser Permanente strike affecting over 30,000 healthcare workers and severe winter weather. Healthcare contributed 76,000 positions as striking nurses returned, while construction and leisure rebounded from weather-induced troughs. The unemployment rate edged lower to 4.3%, though partly from a labor force reduction rather than a hiring acceleration. Meanwhile, the underemployment rate edged up to 8.0% from 7.9% in February. Average hourly earnings rose 0.2% over the month and 3.5% year over year—the slowest annual pace since May 2021.

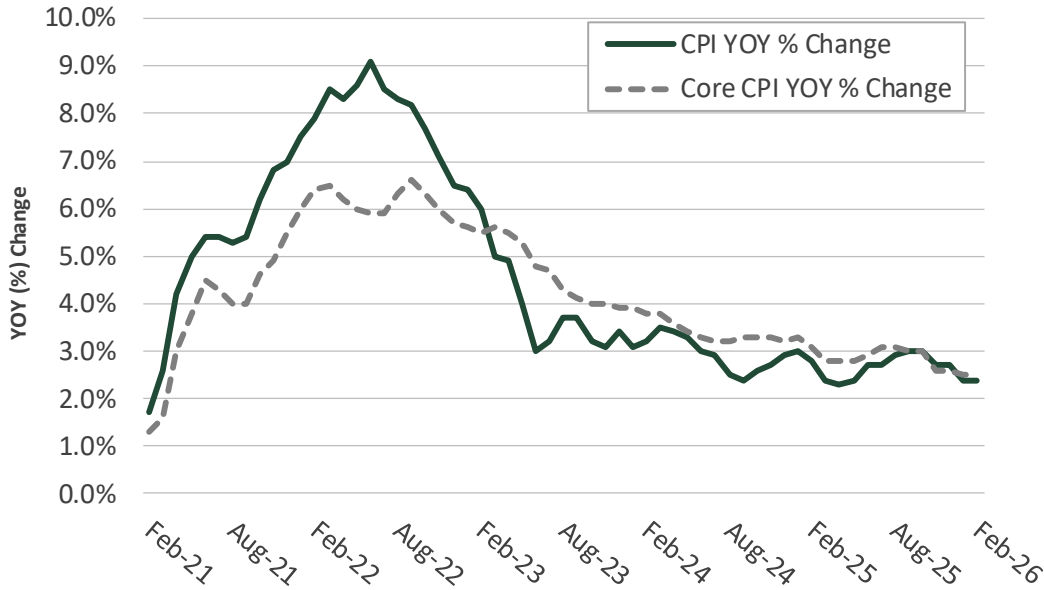
Job Openings



Source: US Department of Labor

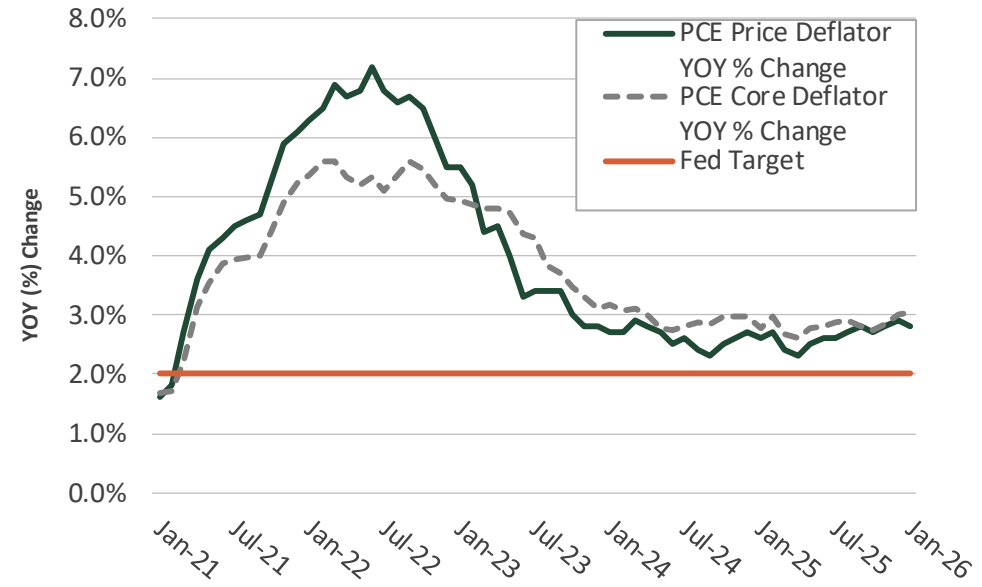
Job openings fell to 6.9 million in February from a revised 7.2 million in January, according to the Bureau of Labor Statistics’ Job Openings and Labor Turnover Survey. The ratio of openings to unemployed workers slipped to 0.9, reinforcing the gradual rebalancing of demand and supply. Hires decreased to 4.8 million, the lowest since April 2020, suggesting employers have grown selective about adding headcount. Quits were little changed at 3 million. The data reflects a labor market consistent with the Federal Reserve’s characterization of a no-hire, no-fire environment.

Consumer Price Index (CPI)



Source: US Department of Labor

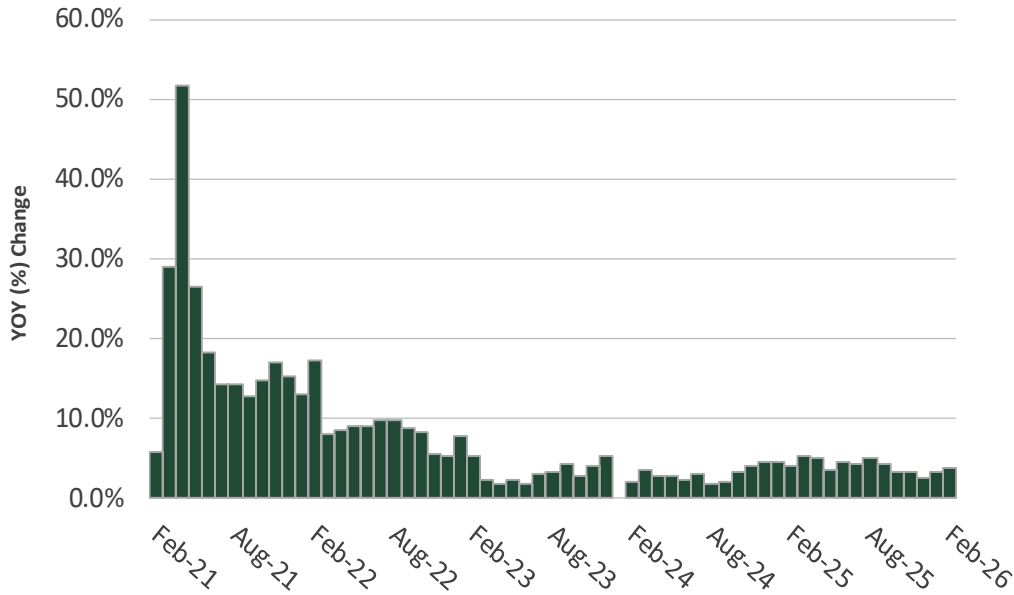
Personal Consumption Expenditures (PCE)



Source: US Department of Commerce

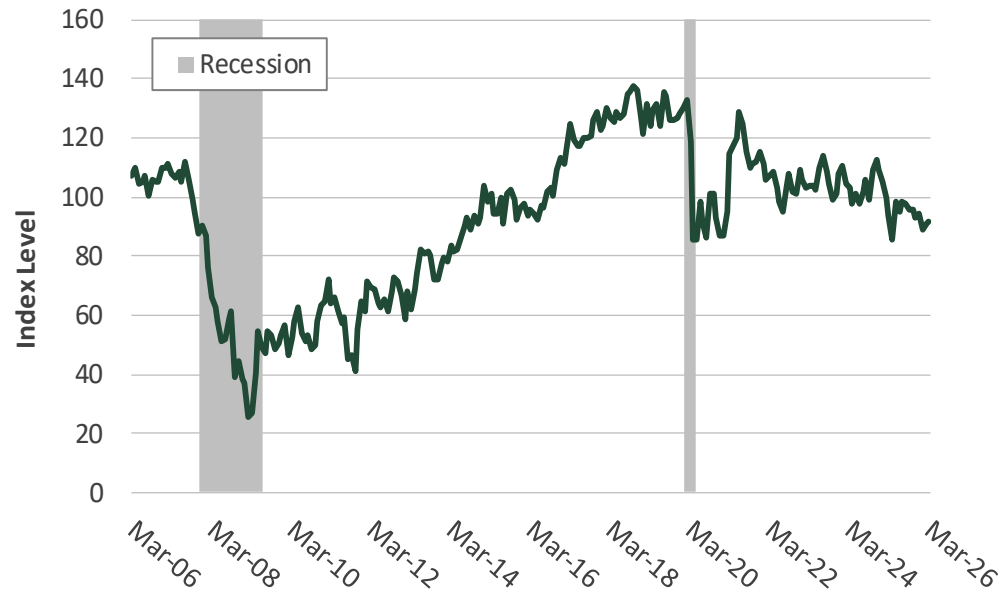
Inflation firmed slightly in February on a headline basis, with the Consumer Price Index (CPI) rising 0.3% for the month, following a 0.2% increase in January. On an annual basis, headline CPI rose 2.4%, unchanged from January. Core CPI, which excludes volatile food and energy prices, increased 0.2% in February, down from January’s 0.3% pace, while the annual rate held steady at 2.5%. The Personal Consumption Expenditures (PCE) Index rose 0.3% in January, easing from a 0.4% gain in December. On a year-over-year basis, headline PCE also edged down to 2.8% from 2.9% the prior month. Core PCE held steady at 0.4% on the month but ticked up to 3.1% annually from 3.0% in December, driven largely by higher healthcare services costs.

Retail Sales YOY % Change



Source: US Department of Commerce

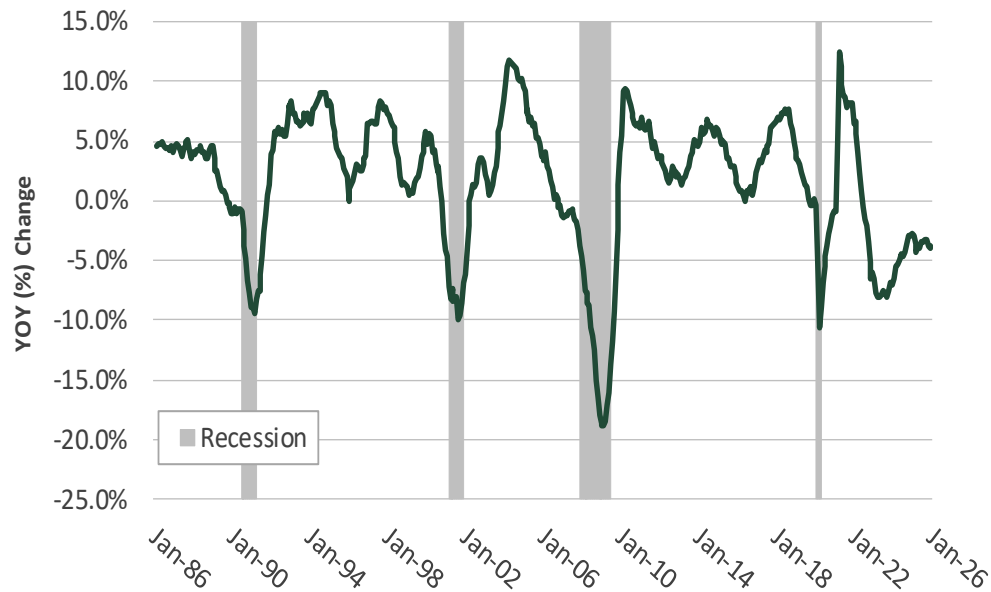
Consumer Confidence



Source: The Conference Board
All time high is 144.70 (1/31/00); All time low is 25.30 (2/28/09)

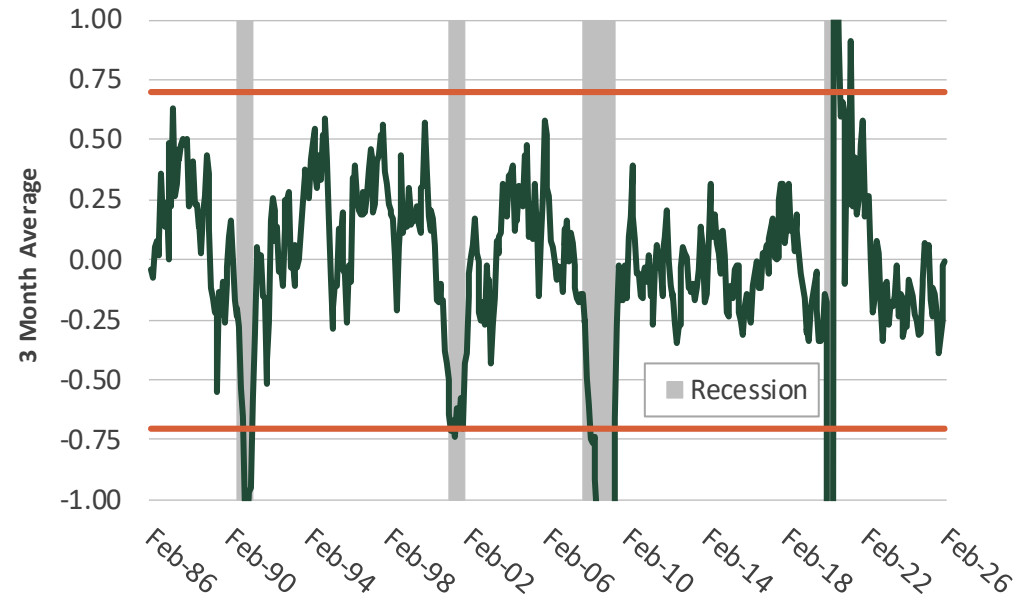
The Conference Board’s Consumer Confidence Index edged up to 91.8 in March from 91.0 in February, a second consecutive gain that nonetheless sits well below the all-time peak of 144.7 from early 2000. The Present Situation component rose 4.6 points to 123.3 on favorable assessments of business and labor conditions, while the Expectations Index slipped 1.7 points to 70.9. Inflation expectations climbed to their highest since August 2025, reflecting tariff passthrough and elevated gasoline prices. February retail sales rebounded 0.6% from January, with stronger auto and broad-based discretionary spending offsetting January’s weather- and vehicle-related weakness; the control group also advanced 0.5%, signaling firmer underlying consumer demand.

Leading Economic Indicators (LEI)



Source: The Conference Board

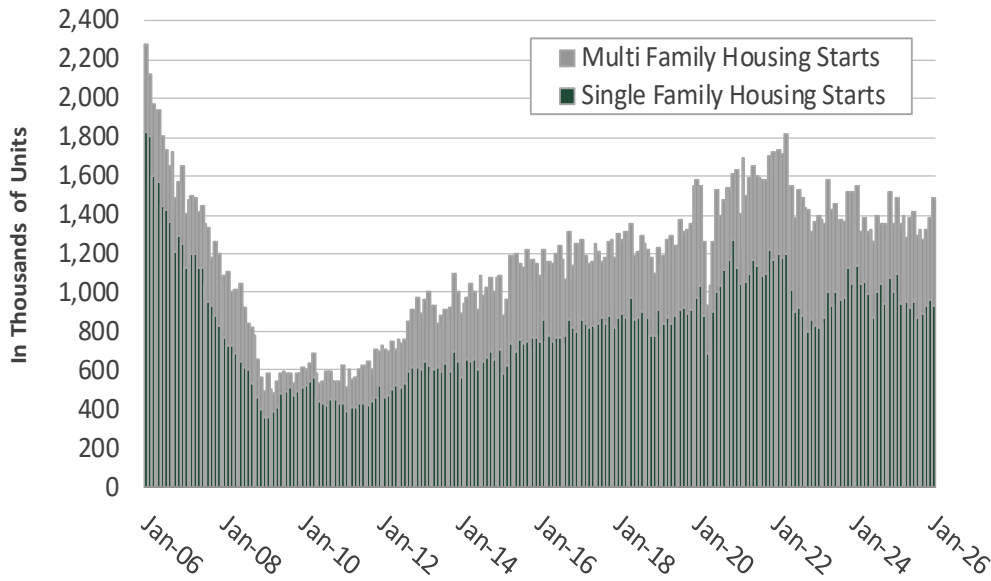
Chicago Fed National Activity Index (CFNAI)



Source: Federal Reserve Bank of Chicago

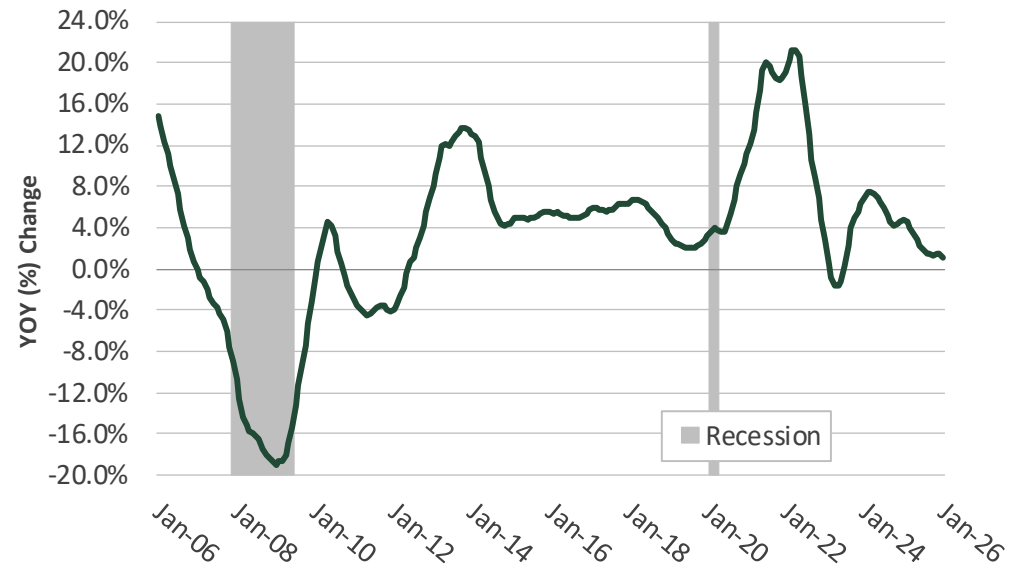
The Chicago Fed National Activity Index (CFNAI) fell to -0.11 in February, following a positive revision to 0.20 in January. The index's three-month moving average edged up to -0.01 from -0.02 the prior month. Production and employment related indicators turned negative in February, while sales, orders, and inventories also remained in negative territory. The personal consumption and housing categories slipped modestly but stayed in positive territory. The Conference Board's Leading Economic Index (LEI) declined 0.1% in January, an improvement from -0.2% in December, with consumer expectations and building permits the largest drags on the index. On a year-over-year basis, the LEI fell 3.8%, continuing to signal slower economic growth heading into 2026. Notably, the latest LEI data do not yet reflect the impact of the war in Iran.

Annualized Housing Starts



Source: US Department of Commerce

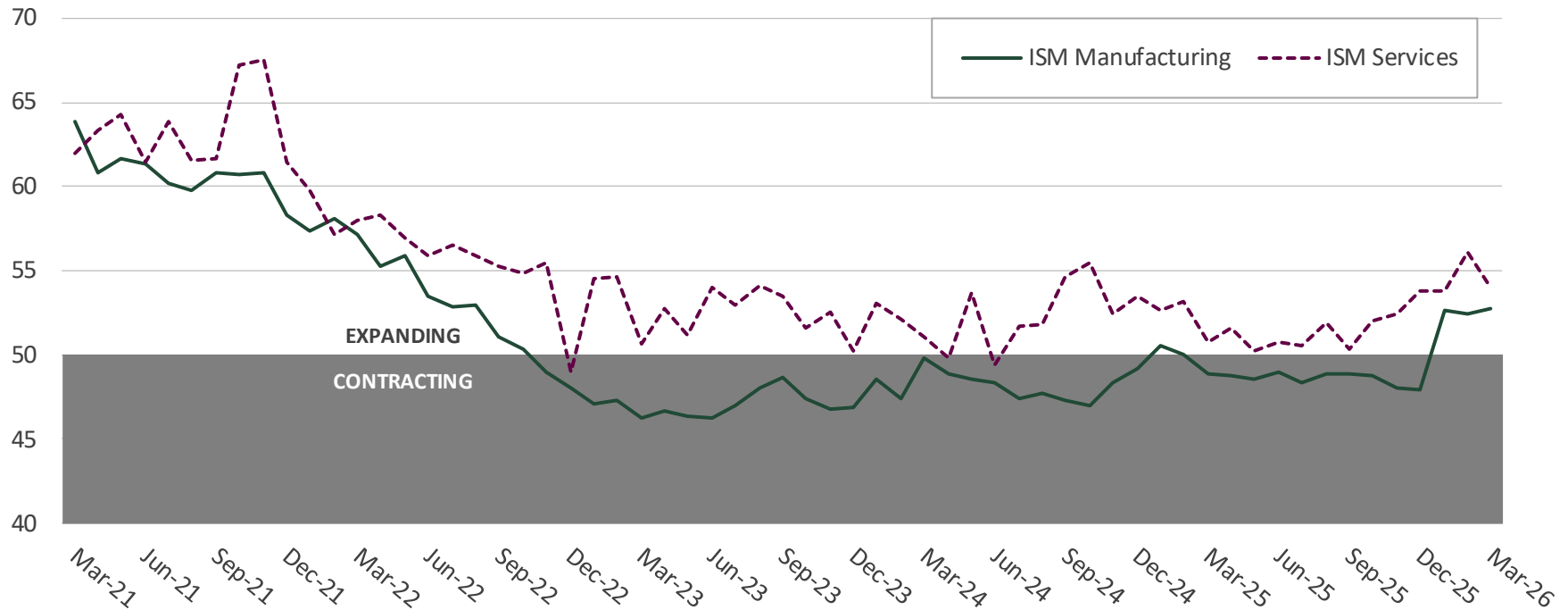
S&P/Case-Shiller 20 City Composite Home Price Index



Source: S&P

Housing starts rose 7.2% in January to an annualized pace of 1.487 million units, including 935,000 single-family and 552,000 multifamily starts. The January S&P Cotality Case-Shiller 20-City Composite posted a 1.18% year-over-year gain, continuing deceleration from December’s revised 1.43% annual increase. Inflation again outpaced home price appreciation, extending the erosion of real housing returns that began in the second half of 2025. The Freddie Mac 30-year fixed mortgage rate climbed to 6.46% as of April 2, its fifth consecutive weekly rise, reversing progress made when rates dipped below 6% in February. Higher borrowing costs and elevated prices continue to constrain affordability.

Institute of Supply Management (ISM) Surveys



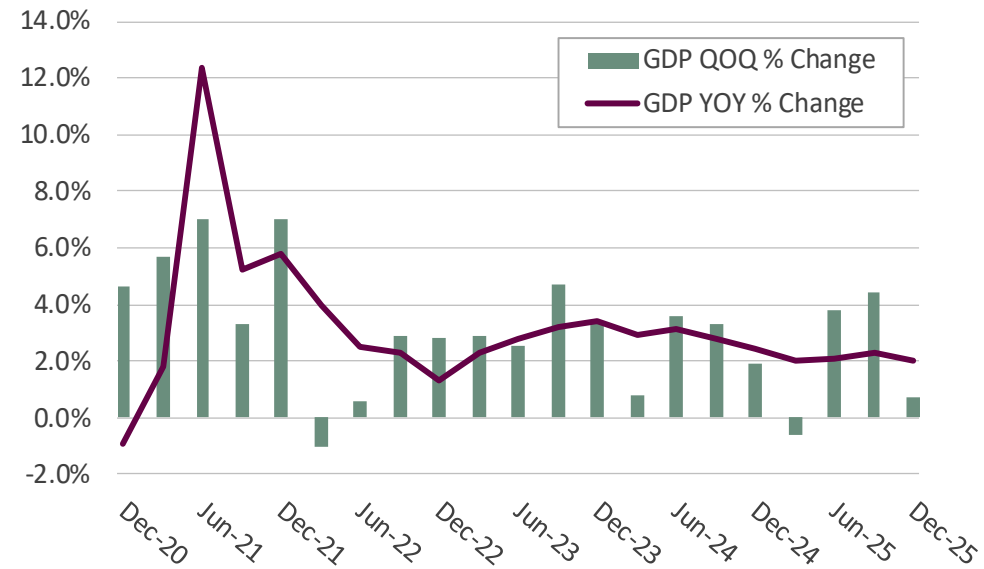
Source: Institute for Supply Management

The Institute for Supply Management’s Manufacturing Index rose to 52.7 in March from 52.4, the fastest factory expansion since August 2022 and a third consecutive month above 50. Production accelerated to 55.1 from 53.5, though new orders decelerated to 53.5 from 55.8. The prices subindex leaped to 78.3 from 70.5, reflecting elevated energy costs, metals tariffs, and Iran-related supply disruptions. Employment remained in contraction at 48.7. The Services Index eased to 54.0 in March from 56.1 in February but still posted its 21st consecutive month of expansion. With both measures above the 50 threshold, ISM data point toward a resilient if cost-pressured economy.

Components of GDP	3/25	6/25	9/25	12/25
Personal Consumption Expenditures	0.4%	1.7%	2.3%	1.3%
Gross Private Domestic Investment	3.8%	-2.7%	0.0%	0.6%
Net Exports and Imports	-4.7%	4.8%	1.6%	-0.2%
Federal Government Expenditures	-0.4%	-0.4%	0.2%	-1.2%
State and Local (Consumption and Gross Investment)	0.2%	0.3%	0.2%	0.1%
Total	-0.6%	3.8%	4.4%	0.7%

Source: US Department of Commerce

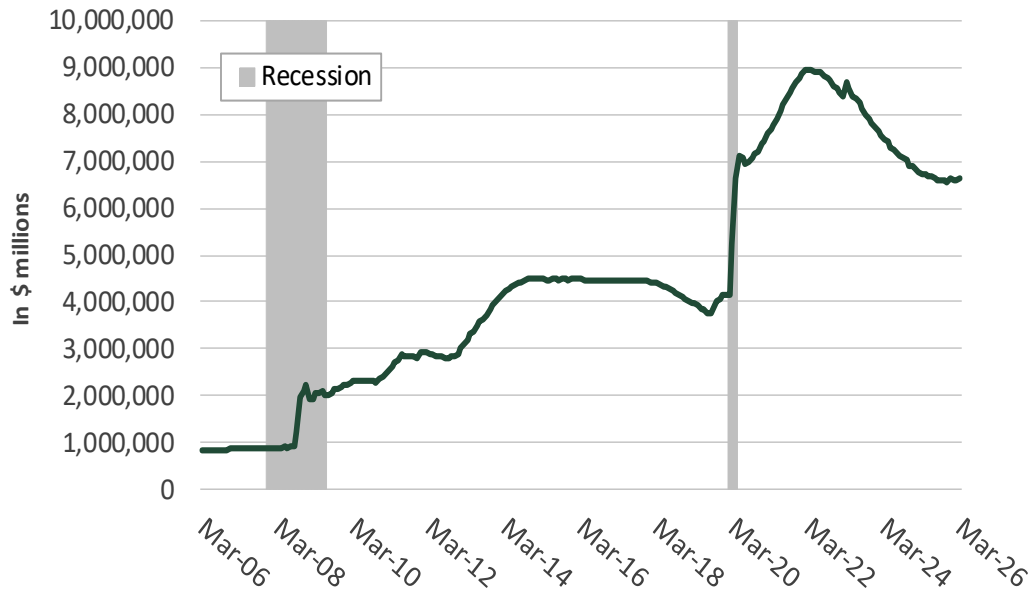
Gross Domestic Product (GDP)



Source: US Department of Commerce

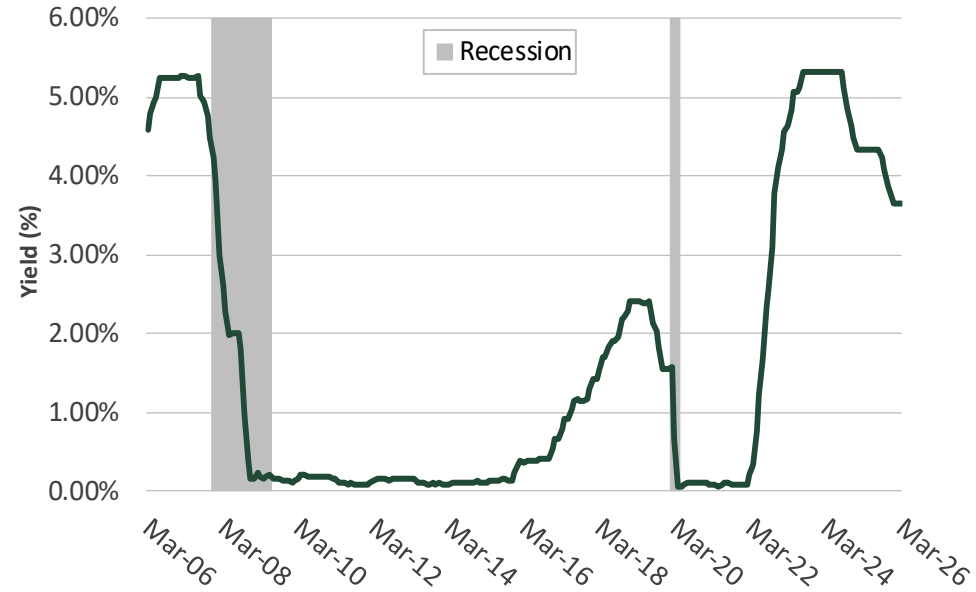
The second estimate of real gross domestic product (GDP) showed fourth-quarter growth revised down to 0.7% from the initial 1.4% estimate. The slowdown from 4.4% in the third quarter primarily reflected a sharp pullback in government spending, as the federal government shutdown weighed on activity. Personal Consumption Expenditures also declined across both goods and services.

Federal Reserve Balance Sheet Assets



Source: Federal Reserve

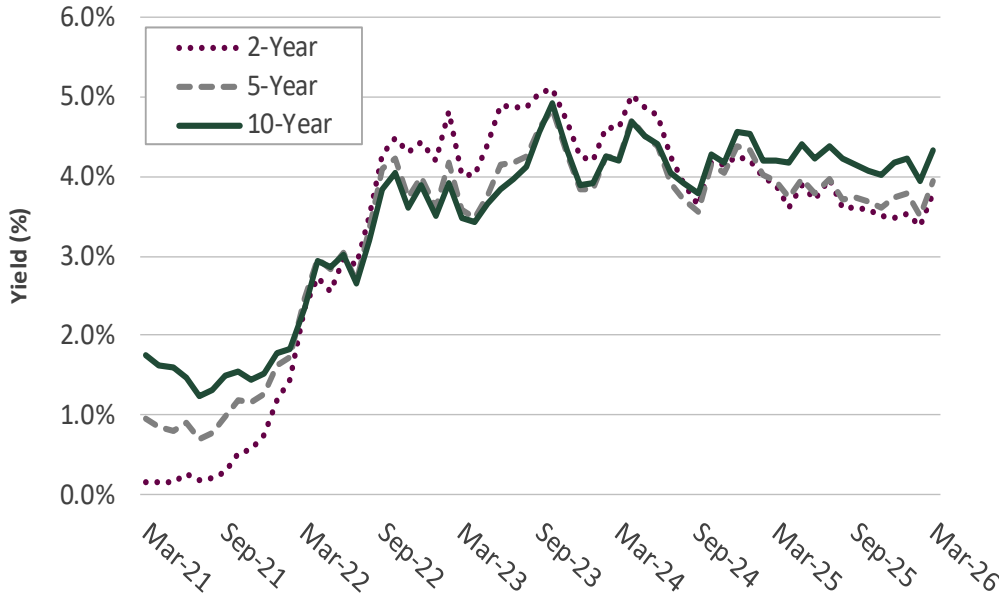
Effective Federal Funds Rate



Source: Bloomberg

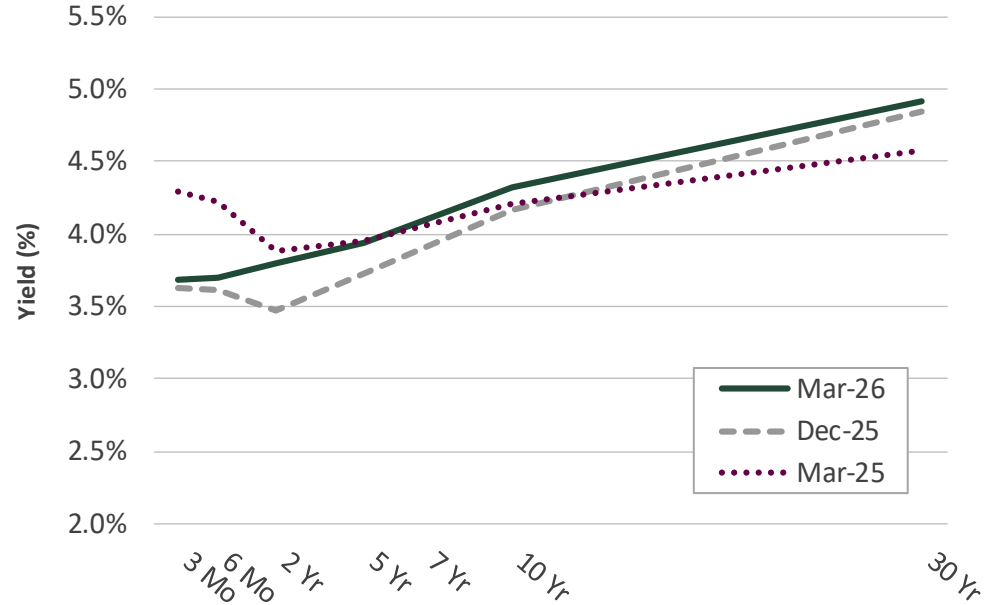
The Federal Reserve left its benchmark interest rate unchanged in March, keeping the target range at 3.50% to 3.75% following three late-2025 rate cuts that were justified by signs of softening in the labor market. However, policymakers have grown wary of potential inflationary pressures stemming from tariffs, the war in Iran, and the ensuing spike in commodity prices. The Federal Reserve now projects just one rate cut in 2026, even as inflation expectations rise. The Committee also reaffirmed its December decision to halt balance sheet runoff and to reinvest principal and interest payments from its securities holdings, signaling a continued emphasis on maintaining ample reserves and supporting orderly market functioning.

US Treasury Note Yields



Source: Bloomberg

US Treasury Yield Curve



Source: Bloomberg

At March month-end, the 2-year Treasury yield stood at 3.79%, down approximately 9 basis points from one year ago, while the 10-year finished at 4.32%, roughly 11 basis points higher year-over-year. The spread between the two narrowed to 52 basis points, wider by 20 basis points year-over-year. The prior 2-year to 10-year inversion from July 2022 through August 2024 was historically long. The average spread since 2005 is approximately 95 basis points, suggesting the current slope sits well below its long-run norm. The 3-month to 10-year spread stood near 64 basis points at March month-end.

ACCOUNT PROFILE

Investment Objectives

The investment objectives of the City of Orange are first, to provide safety of principal to ensure the preservation of capital in the overall portfolio; second, to provide adequate liquidity to meet all requirements which might be reasonably anticipated; and third, to earn a commensurate rate of return.

Chandler Asset Management Performance Objective

The performance objective for the portfolio is to achieve a rate of return over a market cycle that equals or exceeds the return on a market index of similar duration and sector allocation.

Strategy

In order to achieve these objectives, the portfolio invests in high quality fixed income securities consistent with the investment policy and California Government Code.

STATEMENT OF COMPLIANCE



City of Orange Cons | Account #10897 | As of March 31, 2026

Rules Name	Limit	Actual	Compliance Status	Notes
AGENCY MORTGAGE SECURITIES				
Max % (BV; ABS, CMO & MBS)	20.0	12.9	Compliant	
Max Maturity (Years)	5.0	4.7	Compliant	
Min Rating (AA- by 1)	0.0	0.0	Compliant	
ASSET-BACKED SECURITIES (ABS)				
Max % (BV)	20.0	7.0	Compliant	
Max % Issuer (BV)	5.0	0.7	Compliant	
Max Maturity (Years)	5	4	Compliant	
Min Rating (AA- by 1)	0.0	0.0	Compliant	
COMMERCIAL PAPER				
Max % (BV)	40.0	1.3	Compliant	
Max % Issuer (BV)	5.0	1.3	Compliant	
Max Maturity (Days)	270	125	Compliant	
Min Rating (A-1 by 1 or A- by 1)	0.0	0.0	Compliant	
CORPORATE MEDIUM TERM NOTES				
Max % (BV)	30.0	18.0	Compliant	
Max % Issuer (BV)	5.0	1.4	Compliant	
Max Maturity (Years)	5	4	Compliant	
Min Rating (A- by 1)	0.0	0.0	Compliant	
FEDERAL AGENCIES				
Max % (BV)	75.0	8.1	Compliant	
Max % Issuer (BV)	30.0	5.5	Compliant	
Max Callables (BV)	20.0	3.1	Compliant	
Max Maturity (Years)	5	3	Compliant	
LOCAL AGENCY INVESTMENT FUND (LAIF)				
Max Concentration (BV)	75.0	41.7	Compliant	
LOCAL GOVERNMENT INVESTMENT POOL (LGIP)				
Max % (BV)	100.0	0.0	Compliant	
MONEY MARKET MUTUAL FUNDS				

STATEMENT OF COMPLIANCE



City of Orange Cons | Account #10897 | As of March 31, 2026

Rules Name	Limit	Actual	Compliance Status	Notes
Max % (BV)	20.0	0.2	Compliant	
Max % Issuer (BV)	20.0	0.2	Compliant	
Min Rating (AAA by 2)	0.0	0.0	Compliant	
MORTGAGE-BACKED SECURITIES (NON-AGENCY)				
Max % (BV)	20.0	0.0	Compliant	
Max % Issuer (BV)	5.0	0.0	Compliant	
Max Maturity (Years)	5.0	0.0	Compliant	
Min Rating (AA- by 1)	0.0	0.0	Compliant	
MUNICIPAL SECURITIES (CA, LOCAL AGENCY)				
Max % (BV)	20.0	0.0	Compliant	
Max % Issuer (BV)	5.0	0.0	Compliant	
Max Maturity (Years)	5	0.0	Compliant	
Min Rating (A- by 1)	0.0	0.0	Compliant	
MUNICIPAL SECURITIES (CA, OTHER STATES)				
Max % (BV)	20.0	0.0	Compliant	
Max % Issuer (BV)	5.0	0.0	Compliant	
Max Maturity (Years)	5	0.0	Compliant	
Min Rating (A- by 1)	0.0	0.0	Compliant	
SUPRANATIONAL OBLIGATIONS				
Max % (BV)	30.0	1.6	Compliant	
Max % Issuer (BV)	10.0	1.6	Compliant	
Max Maturity (Years)	5	3	Compliant	
Min Rating (AA- by 1)	0.0	0.0	Compliant	
U.S. TREASURIES				
Max % (BV)	100.0	24.8	Compliant	
Max Maturity (Years)	5	4	Compliant	

PORTFOLIO CHARACTERISTICS



City of Orange | Account #10888 | As of March 31, 2026

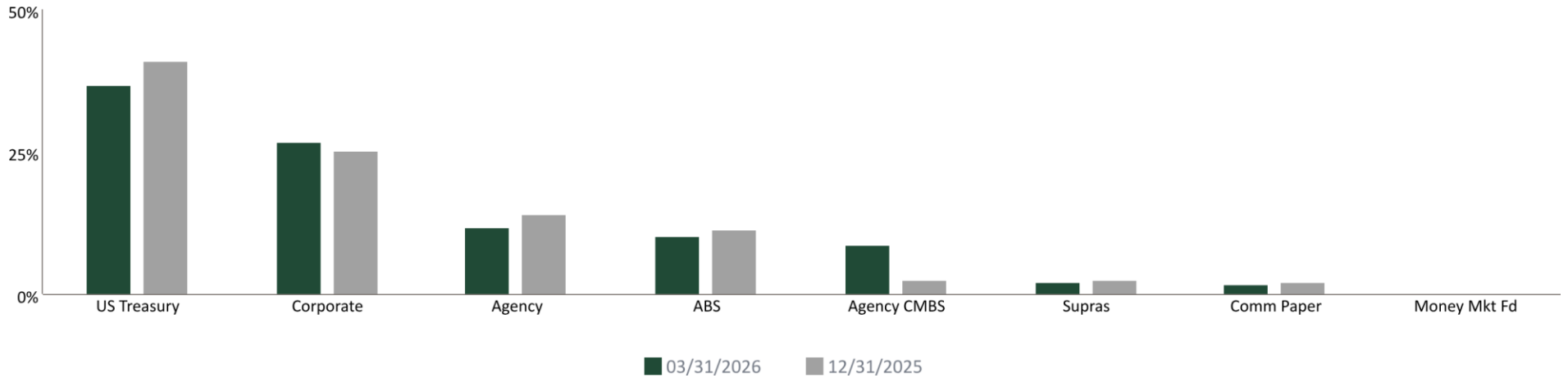
	Benchmark*	3/31/2026 Portfolio	12/31/2025 Portfolio
Average Maturity (yrs)	2.65	3.05	2.90
Average Modified Duration	2.47	2.58	2.47
Average Purchase Yield		4.00%	3.94%
Average Market Yield	3.84%	4.04%	3.76%
Average Quality**	AA+	AA+	AA+
Total Market Value		109,755,642	94,541,792

*Benchmark: ICE BofA 1-5 Year Unsubordinated US Treasury & Agency Index

**The credit quality is a weighted average calculation of the highest of S&P, Moody's and Fitch.

SECTOR DISTRIBUTION

City of Orange | Account #10888 | As of March 31, 2026



Sector as a Percentage of Market Value

Sector	03/31/2026	12/31/2025
US Treasury	37.10%	41.01%
Corporate	26.98%	25.47%
Agency	12.06%	14.05%
ABS	10.54%	11.63%
Agency CMBS	8.67%	2.65%
Supras	2.41%	2.82%
Comm Paper	1.99%	2.12%
Money Mkt Fd	0.26%	0.24%

ISSUERS

City of Orange | Account #10888 | As of March 31, 2026

Issuer	Investment Type	% Portfolio
United States	US Treasury	37.09%
Federal Home Loan Mortgage Corp	Agency CMBS	8.67%
Federal Home Loan Banks	Agency	8.23%
Farm Credit System	Agency	3.83%
International Bank for Recon and Dev	Supras	2.41%
Morgan Stanley	Corporate	2.02%
Mitsubishi UFJ Financial Group, Inc.	Comm Paper	1.99%
Chase Issuance Trust	ABS	1.81%
PepsiCo, Inc.	Corporate	1.72%
Honda Auto Receivables Owner Trust	ABS	1.48%
Deere & Company	Corporate	1.38%
GM Financial Auto Leasing Trust	ABS	1.30%
American Express Credit Master Trust	ABS	1.29%
Simon Property Group, Inc.	Corporate	1.27%
JPMorgan Chase & Co.	Corporate	1.21%
State Street Corporation	Corporate	1.19%
Alphabet Inc.	Corporate	1.18%
Guardian Life Global Funding	Corporate	1.18%
Cisco Systems, Inc.	Corporate	1.17%
The Home Depot, Inc.	Corporate	1.16%
Chubb Limited	Corporate	1.16%
Merck & Co., Inc.	Corporate	1.15%
Bank of America Corporation	Corporate	1.14%
PACCAR Inc	Corporate	1.12%
Massachusetts Mutual Life Insurance	Corporate	1.11%
Mastercard Incorporated	Corporate	1.06%
John Deere Owner Trust	ABS	1.03%
BMW Vehicle Owner Trust	ABS	1.01%
American Express Company	Corporate	0.93%
Royal Bank of Canada	Corporate	0.93%

ISSUERS

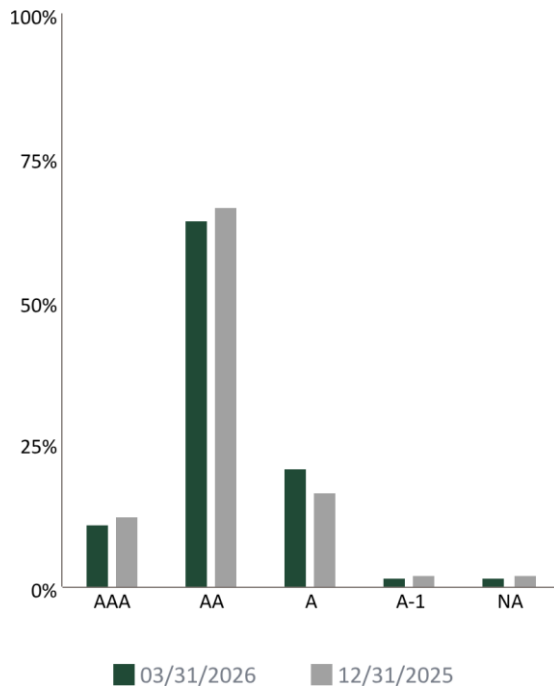
City of Orange | Account #10888 | As of March 31, 2026

Issuer	Investment Type	% Portfolio
UnitedHealth Group Incorporated	Corporate	0.92%
Abbott Laboratories	Corporate	0.91%
Caterpillar Inc.	Corporate	0.90%
Hyundai Auto Receivables Trust	ABS	0.85%
New York Life Insurance Company	Corporate	0.77%
Metropolitan Life Global Funding I	Corporate	0.76%
Eli Lilly and Company	Corporate	0.65%
WF Card Issuance Trust	ABS	0.52%
Mercedes-Benz Auto Receivables Trust	ABS	0.49%
Bank of America Credit Card Trust	ABS	0.47%
Hyundai Auto Lease Sec Trust	ABS	0.30%
First American Govt Oblig Fund	Money Mkt Fd	0.26%
Cash	Cash	0.01%
TOTAL		100.00%

QUALITY DISTRIBUTION

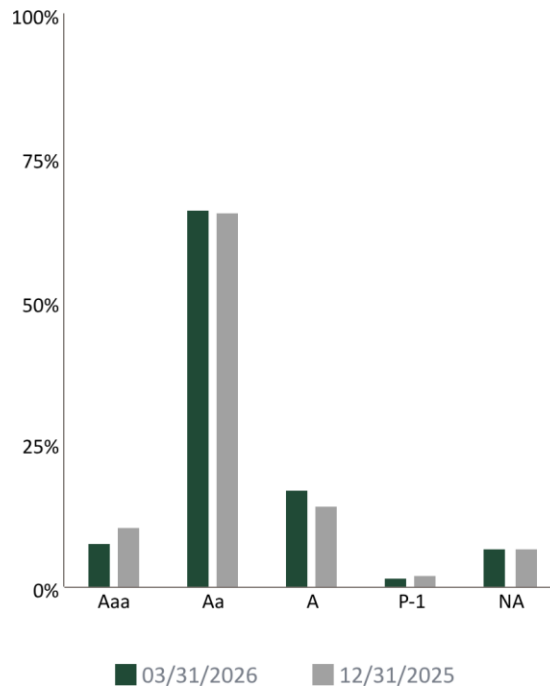
City of Orange | Account #10888 | As of March 31, 2026

S&P Rating



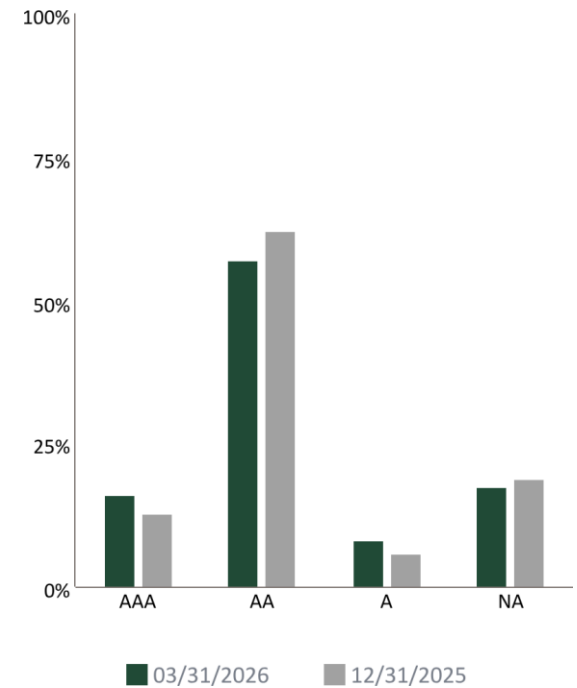
Rating	03/31/2026	12/31/2025
AAA	11.39%	12.41%
AA	64.00%	66.74%
A	20.87%	16.52%
A-1	1.98%	2.11%
NA	1.76%	2.22%

Moody's Rating



Rating	03/31/2026	12/31/2025
Aaa	8.10%	10.81%
Aa	66.05%	65.70%
A	17.08%	14.39%
P-1	1.98%	2.11%
NA	6.80%	6.99%

Fitch Rating

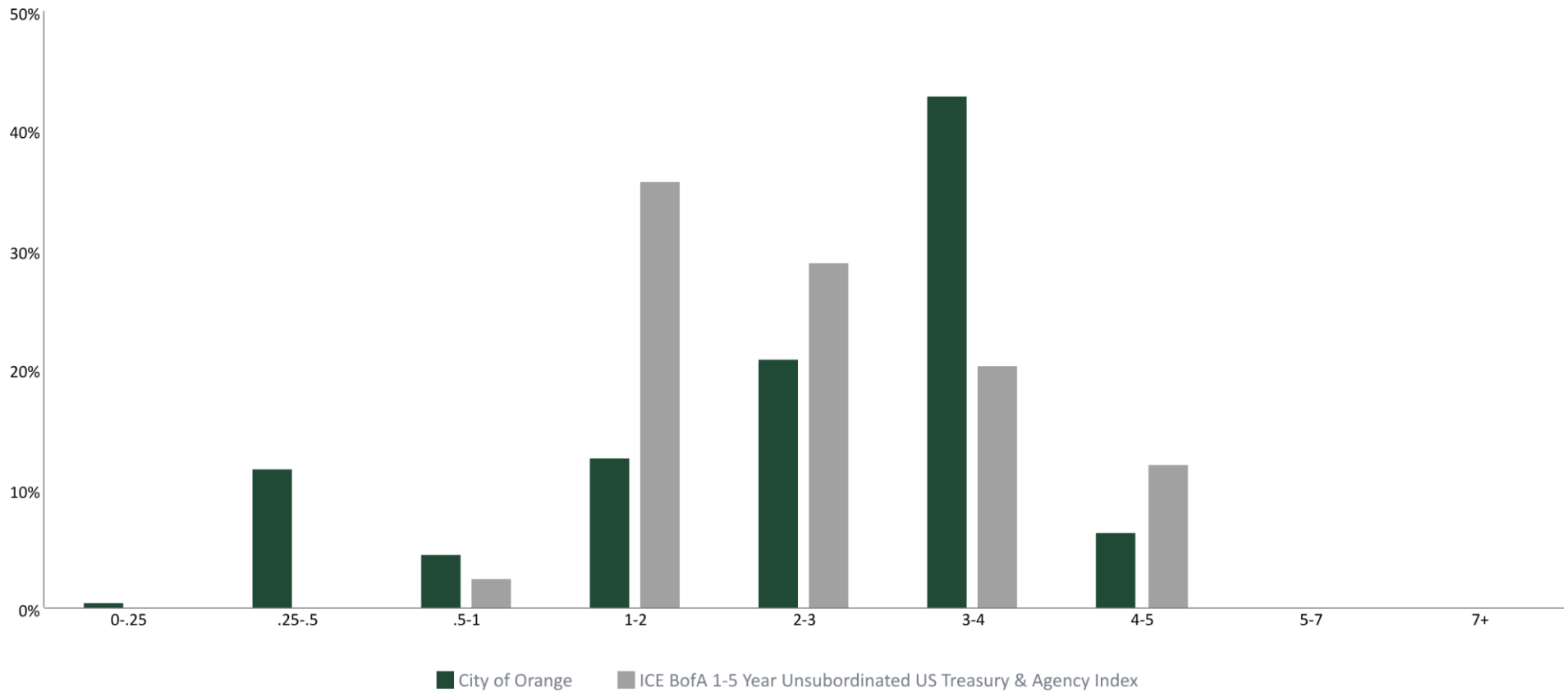


Rating	03/31/2026	12/31/2025
AAA	16.49%	12.98%
AA	57.28%	62.21%
A	8.52%	5.94%
NA	17.71%	18.87%

DURATION DISTRIBUTION

City of Orange | Account #10888 | As of March 31, 2026

Portfolio Compared to the Benchmark



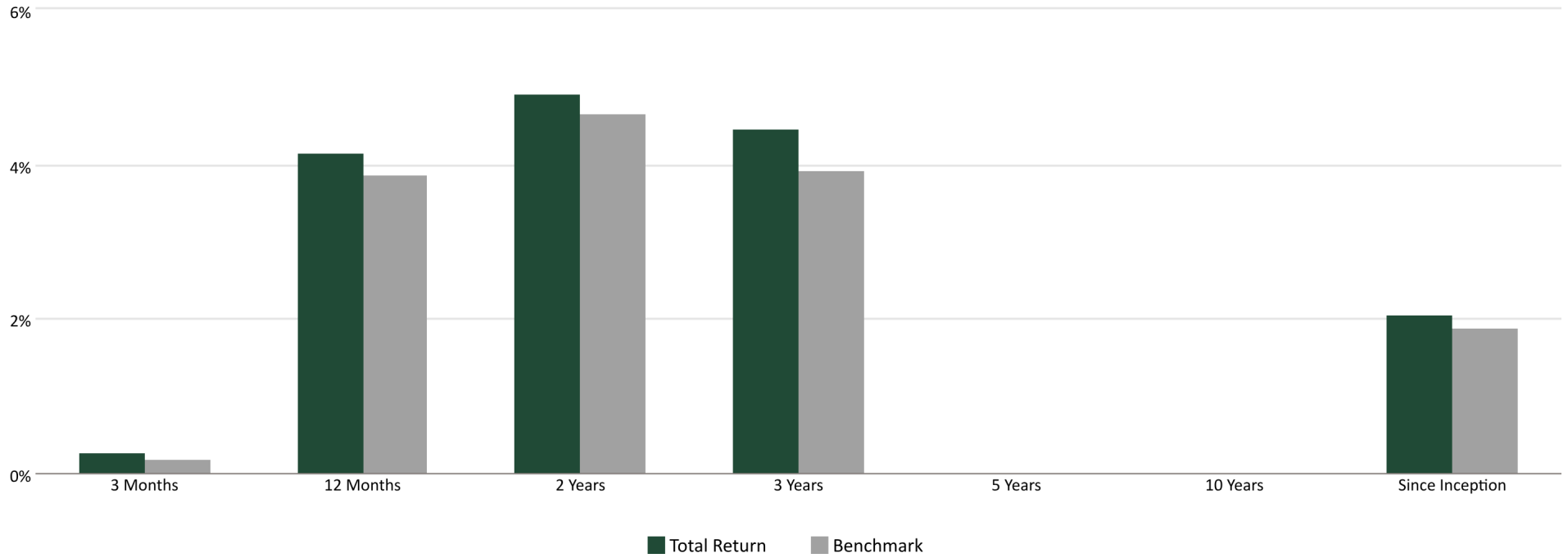
	0-25	.25-.5	.5-1	1-2	2-3	3-4	4-5	5-7	7+
Portfolio	0.6%	11.7%	4.6%	12.6%	21.0%	43.0%	6.4%	0.0%	0.0%
ICE BofA 1-5 Year Unsubordinated US Treasury & Agency Index	0.0%	0.0%	2.5%	35.8%	29.1%	20.5%	12.1%	0.0%	0.0%

INVESTMENT PERFORMANCE



City of Orange | Account #10888 | As of March 31, 2026

Total Rate of Return : Inception | 01/01/2022



TOTAL RATE OF RETURN*	3 Months	12 Months	2 Years	3 Years	5 Years	10 Years	Since Inception
City of Orange	0.27%	4.16%	4.93%	4.47%			2.07%
Benchmark	0.20%	3.87%	4.68%	3.93%			1.89%

*Periods over 1 year are annualized.

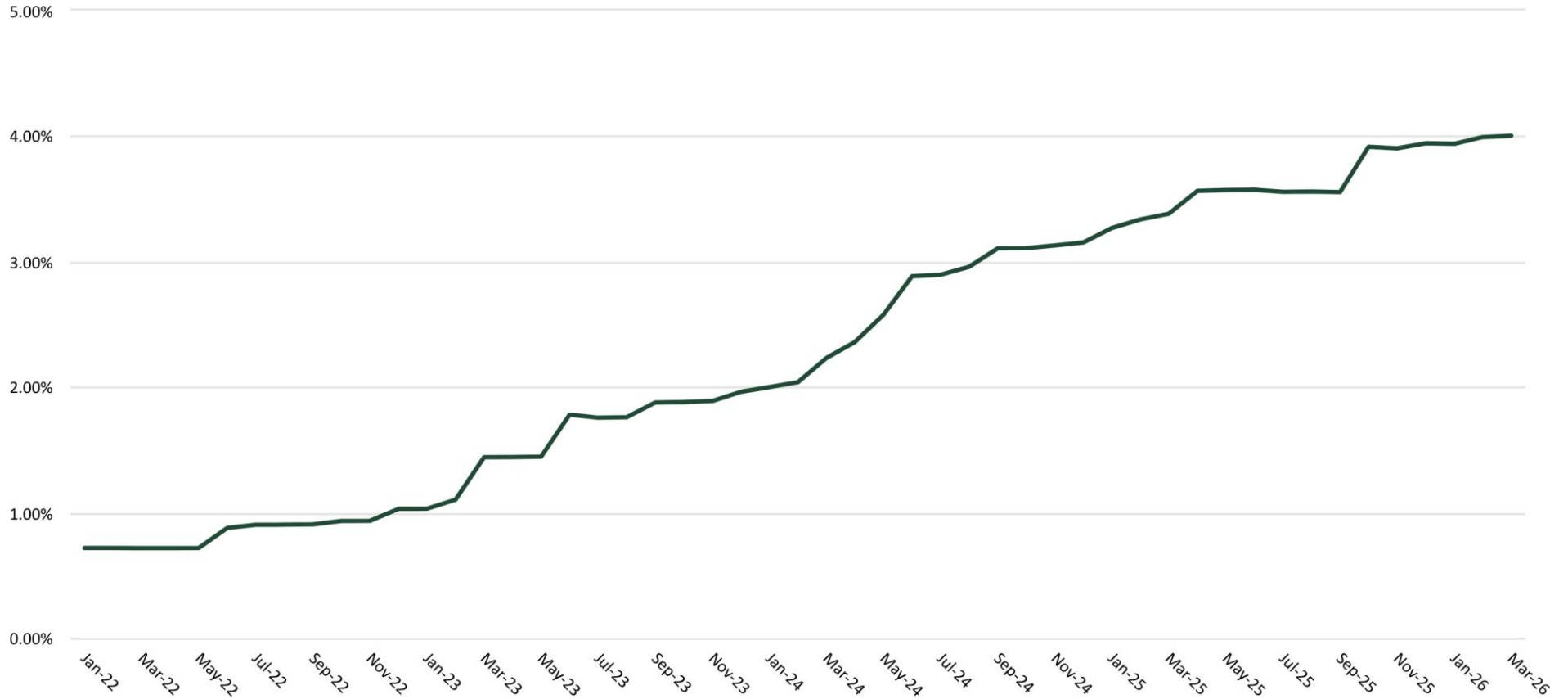
Total rate of return: A measure of a portfolio's performance over time. It is the internal rate of return, which equates the beginning value of the portfolio with the ending market value; it includes interest earnings, realized and unrealized gains and losses in the portfolio.

Benchmark: ICE BofA 1-5 Year Unsubordinated US Treasury & Agency Index

HISTORICAL AVERAGE PURCHASE YIELD

City of Orange | Account #10888 | As of March 31, 2026

Purchase Yield as of 03/31/26 = 4.00%



CONSOLIDATED INFORMATION

PORTFOLIO CHARACTERISTICS



City of Orange Cons | Account #10897 | As of March 31, 2026

	3/31/2026 Portfolio	12/31/2025 Portfolio
Average Maturity (yrs)	2.04	1.69
Average Modified Duration	1.73	1.44
Average Purchase Yield	3.91%	3.89%
Average Market Yield	3.93%	3.78%
Average Quality**	AA+	AA+
Total Market Value	163,794,677	161,935,832

*Benchmark: NO BENCHMARK REQUIRED

**The credit quality is a weighted average calculation of the highest of S&P, Moody's and Fitch.

PORTFOLIO HOLDINGS

HOLDINGS REPORT



City of Orange | Account #10888 | As of March 31, 2026

Cusip	Security Description	Par Value/ Units	Purchase Date Purchase Yield	Cost Value Book Value	Mkt Price Mkt YTM	Market Value Accrued Int.	% of Port. Gain/Loss	Moody's/ S&P/ Fitch	Maturity Duration
ABS									
43815JAC7	HAROT 2023-1 A3 5.04 04/21/2027	20,305.57	02/16/2023 5.09%	20,301.79 20,304.61	100.12 4.12%	20,329.28 28.43	0.02% 24.67	Aaa/NA AAA	1.06 0.12
47800CAC0	JDOT 2023 A3 5.01 11/15/2027	103,373.67	02/22/2023 3.39%	103,354.83 103,367.17	100.29 4.10%	103,670.14 230.18	0.10% 302.97	Aaa/NA AAA	1.63 0.29
36271VAD9	GMALT 2025-1 A3 4.66 02/21/2028	430,000.00	02/05/2025 4.66%	429,949.26 429,968.24	100.41 4.13%	431,781.06 612.27	0.40% 1,812.82	NA/AAA AAA	1.90 0.72
05592XAD2	BMWOT 2023-A A3 5.47 02/25/2028	54,922.56	07/11/2023 5.47%	54,912.83 54,918.54	100.51 4.01%	55,201.62 50.07	0.05% 283.08	NA/AAA AAA	1.91 0.33
44935DAD1	HALST 2025-B A3 4.53 04/17/2028	330,000.00	04/24/2025 4.53%	329,970.20 329,979.45	100.39 4.20%	331,285.02 664.40	0.30% 1,305.57	NA/AAA AAA	2.05 1.04
02582JJZ4	AMXCA 2023-1 A 4.87 05/15/2026	350,000.00	06/07/2023 4.92%	349,968.96 349,998.72	100.10 4.09%	350,348.25 757.56	0.32% 349.53	NA/AAA AAA	0.12 0.12
362962AD4	GMALT 2025-2 A3 4.58 05/22/2028	985,000.00	-- 4.80%	985,558.36 985,329.40	100.47 4.11%	989,674.81 1,378.45	0.91% 4,345.41	NA/AAA AAA	2.14 0.92
438123AC5	HAROT 2023-4 A3 5.67 06/21/2028	182,741.57	11/01/2023 5.74%	182,709.39 182,726.09	100.87 4.23%	184,329.78 287.82	0.17% 1,603.69	Aaa/NA AAA	2.22 0.55
161571HT4	CHAIT 2023-1 A 5.16 09/15/2028	1,060,000.00	09/07/2023 5.23%	1,059,706.17 1,059,855.58	100.54 3.99%	1,065,750.50 2,430.93	0.98% 5,894.92	NA/AAA AAA	2.46 0.44
02582JKD1	AMXCA 2023-3 A 5.23 09/15/2026	1,055,000.00	09/12/2023 5.29%	1,054,952.84 1,054,992.79	100.58 3.98%	1,061,109.51 2,452.29	0.97% 6,116.72	NA/AAA AAA	0.46 0.44
096919AD7	BMWOT 2024-A A3 5.18 02/26/2029	357,684.95	06/04/2024 5.18%	357,630.62 357,651.42	100.66 4.30%	360,041.37 308.80	0.33% 2,389.95	Aaa/AAA NA	2.91 0.70
47786WAD2	JDOT 2024-B A3 5.2 03/15/2029	508,128.17	06/11/2024 5.81%	508,028.84 508,066.25	100.96 4.07%	513,009.25 1,174.34	0.47% 4,943.00	Aaa/NA AAA	2.96 0.80
44934QAD3	HART 2024-B A3 4.84 03/15/2029	285,000.00	07/16/2024 5.45%	284,956.99 284,972.62	100.59 4.13%	286,668.68 613.07	0.26% 1,696.06	NA/AAA AAA	2.96 0.77
43813YAC6	HAROT 2024-3 A3 4.57 03/21/2029	607,392.26	08/09/2024 4.66%	607,296.84 607,330.38	100.36 4.13%	609,559.43 771.05	0.56% 2,229.06	Aaa/NA AAA	2.97 0.72
58768YAD7	MBALT 2025-A A3 4.61 04/16/2029	530,000.00	05/14/2025 4.66%	529,935.39 529,949.66	100.72 4.21%	533,839.32 1,085.91	0.49% 3,889.66	NA/AAA AAA	3.04 1.61
05522RDJ4	BACCT 2024-1 A 4.93 05/15/2029	505,000.00	06/06/2024 4.93%	504,971.67 504,982.09	101.03 4.02%	510,223.72 1,106.51	0.47% 5,241.63	Aaa/AAA NA	3.12 1.07

HOLDINGS REPORT



City of Orange | Account #10888 | As of March 31, 2026

Cusip	Security Description	Par Value/ Units	Purchase Date Purchase Yield	Cost Value Book Value	Mkt Price Mkt YTM	Market Value Accrued Int.	% of Port. Gain/Loss	Moody's/ S&P/ Fitch	Maturity Duration
47800DAD6	JDOT 2025 A3 4.23 09/17/2029	500,000.00	03/04/2025 5.09%	499,968.55 499,975.90	100.28 4.08%	501,397.00 940.00	0.46% 1,421.10	Aaa/NA AAA	3.47 1.49
43814VAC1	HAROT 2025-1 A3 4.57 09/21/2029	795,000.00	02/04/2025 4.57%	794,975.51 794,981.53	100.66 4.03%	800,255.75 1,009.21	0.73% 5,274.21	NA/AAA AAA	3.48 1.12
096924AD7	BMWOT 2025-A A3 4.56 09/25/2029	680,000.00	02/04/2025 4.56%	679,933.02 679,949.43	100.53 4.10%	683,636.64 516.80	0.63% 3,687.21	Aaa/AAA NA	3.49 1.05
92970QAE5	WFCIT 2024-2 A 4.29 10/15/2029	560,000.00	10/17/2024 4.29%	559,916.78 559,940.78	100.41 4.05%	562,292.08 1,067.73	0.52% 2,351.30	Aaa/AAA NA	3.54 1.46
44935CAD3	HART 2025-A A3 4.32 10/15/2029	635,000.00	03/04/2025 4.84%	634,906.34 634,927.83	100.23 4.17%	636,484.63 1,219.20	0.58% 1,556.80	NA/AAA AAA	3.54 1.25
161571HZ0	CHAIT 2025-1 A 4.16 07/15/2030	900,000.00	02/26/2026 3.70%	910,089.84 909,706.68	100.25 4.08%	902,289.60 1,664.00	0.83% (7,417.08)	NA/AAA AAA	4.29 2.14
Total ABS		11,434,548.75	4.82%	11,443,995.02 11,443,875.16	100.51 4.09%	11,493,177.44 20,369.02	10.54% 49,302.28		2.69 0.99

AGENCY									
3130ANDF4	FEDERAL HOME LOAN BANKS 0.9 07/29/2026	5,000,000.00	07/29/2021 0.90%	5,010,000.00 5,000,000.00	99.05 3.82%	4,952,670.00 7,750.00	4.54% (47,330.00)	Aa1/AA+ AA+	0.33 0.32
3133EPDJ1	FEDERAL FARM CREDIT BANKS FUNDING CORP 4.375 09/15/2027	2,000,000.00	03/27/2023 3.81%	2,045,720.00 2,014,903.82	100.80 3.81%	2,015,922.00 3,888.89	1.85% 1,018.18	Aa1/AA+ AA+	1.46 1.40
3130AEB25	FEDERAL HOME LOAN BANKS 3.25 06/09/2028	2,000,000.00	07/24/2023 4.15%	1,921,180.00 1,964,595.17	98.96 3.75%	1,979,262.00 20,222.22	1.82% 14,666.83	Aa1/AA+ AA+	2.19 2.07
3130AXQK7	FEDERAL HOME LOAN BANKS 4.75 12/08/2028	2,000,000.00	01/29/2024 4.05%	2,060,660.00 2,033,578.42	102.29 3.84%	2,045,750.00 29,819.44	1.88% 12,171.58	Aa1/AA+ AA+	2.69 2.47
3133ERDH1	FEDERAL FARM CREDIT BANKS FUNDING CORP 4.75 04/30/2029	2,100,000.00	04/29/2024 4.70%	2,104,263.00 2,102,626.44	102.62 3.84%	2,155,028.40 41,839.58	1.98% 52,401.96	Aa1/AA+ AA+	3.08 2.80
Total Agency		13,100,000.00	2.95%	13,141,823.00 13,115,703.85	100.39 3.81%	13,148,632.40 103,520.14	12.06% 32,928.55		1.60 1.49

AGENCY CMBS									
3137FG6X8	FHMS K-077 A2 3.85 05/25/2028	2,200,000.00	02/11/2026 3.70%	2,202,750.00 2,202,602.92	99.37 4.07%	2,186,120.20 7,058.33	2.01% (16,482.72)	Aa1/AA+ AAA	2.15 1.95

HOLDINGS REPORT



City of Orange | Account #10888 | As of March 31, 2026

Cusip	Security Description	Par Value/ Units	Purchase Date Purchase Yield	Cost Value Book Value	Mkt Price Mkt YTM	Market Value Accrued Int.	% of Port. Gain/Loss	Moody's/ S&P/ Fitch	Maturity Duration
3137FNX54	FHMS K-097 A2 2.508 07/25/2029	2,000,000.00	02/18/2026 3.76%	1,919,062.50 1,921,509.14	95.03 4.11%	1,900,588.00 4,180.00	1.74% (20,921.14)	Aaa/AA+ AA+	3.32 3.09
3137FRUT6	FHMS K-106 A2 2.069 01/25/2030	1,500,000.00	06/12/2025 4.23%	1,365,820.31 1,389,113.71	92.74 4.14%	1,391,094.00 2,586.25	1.28% 1,980.29	Aa1/AA+ AAA	3.82 3.56
3137HB2L7	FHMS K-753 A2 4.4 10/25/2030	2,000,000.00	02/18/2026 3.87%	2,040,390.63 2,039,501.60	100.49 4.24%	2,009,774.00 7,333.33	1.84% (29,727.60)	Aa1/AA+ AAA	4.57 3.97
3137F8ZV8	FHMS K-123 A2 1.621 12/25/2030	2,200,000.00	02/11/2026 3.98%	1,976,648.44 1,982,142.79	89.15 4.22%	1,961,209.80 2,971.83	1.80% (20,932.99)	Aa1/AA+ AAA	4.74 4.36
Total Agency CMBS		9,900,000.00	3.88%	9,504,671.88 9,534,870.16	95.64 4.16%	9,448,786.00 24,129.75	8.67% (86,084.16)		3.68 3.35
CASH									
CCYUSD	Receivable	6,950.57	--	6,950.57 6,950.57	1.00	6,950.57 0.00	0.01% 0.00	Aaa/AAA AAA	0.00 0.00
Total Cash		6,950.57		6,950.57 6,950.57	1.00	6,950.57 0.00	0.01% 0.00		0.00 0.00
COMMERCIAL PAPER									
62479MH30	MUFG Bank, Ltd., New York Branch 08/03/2026	2,200,000.00	02/13/2026 3.73%	2,162,545.61 2,172,189.55	98.66 3.94%	2,170,572.80 0.00	1.99% (1,616.75)	P-1/A-1 NA	0.34 0.43
Total Commercial Paper		2,200,000.00	3.73%	2,162,545.61 2,172,189.55	98.66 3.94%	2,170,572.80 0.00	1.99% (1,616.75)		0.34 0.43
CORPORATE									
24422EXD6	JOHN DEERE CAPITAL CORP 5.15 09/08/2026	505,000.00	09/05/2023 5.18%	504,641.45 504,947.66	100.48 4.01%	507,430.57 1,661.59	0.47% 2,482.91	A1/A A+	0.44 0.43
713448FW3	PEPSICO INC 5.125 11/10/2026	380,000.00	11/08/2023 5.13%	379,897.40 379,979.12	100.53 4.23%	382,010.58 7,627.71	0.35% 2,031.46	A1/A+ NA	0.61 0.50
78016FZW7	ROYAL BANK OF CANADA 4.9 01/12/2028	1,000,000.00	03/30/2023 4.95%	997,990.00 999,251.42	101.16 4.22%	1,011,556.00 10,752.78	0.93% 12,304.58	A1/A AA-	1.79 1.68
06051GGF0	BANK OF AMERICA CORP 3.824 01/20/2028	1,250,000.00	06/27/2024 5.30%	1,206,175.00 1,236,234.46	99.50 5.06%	1,243,767.50 9,427.22	1.14% 7,533.04	A1/A- AA-	1.81 0.78

HOLDINGS REPORT



City of Orange | Account #10888 | As of March 31, 2026

Cusip	Security Description	Par Value/ Units	Purchase Date Purchase Yield	Cost Value Book Value	Mkt Price Mkt YTM	Market Value Accrued Int.	% of Port. Gain/Loss	Moody's/ S&P/ Fitch	Maturity Duration
713448FL7	PEPSICO INC 3.6 02/18/2028	1,500,000.00	03/27/2024 4.49%	1,452,735.00 1,477,131.98	99.22 4.03%	1,488,339.00 6,450.00	1.37% 11,207.02	A1/A+ NA	1.89 1.79
857477CU5	STATE STREET CORP 4.536 02/28/2028	1,285,000.00	02/25/2025 4.51%	1,285,000.00 1,285,000.00	100.67 4.17%	1,293,609.50 5,343.03	1.19% 8,609.50	Aa3/A AA-	1.91 1.73
58933YBH7	MERCK & CO INC 4.05 05/17/2028	1,250,000.00	09/26/2024 3.76%	1,261,775.00 1,256,776.52	100.12 3.99%	1,251,466.25 18,843.75	1.15% (5,310.27)	Aa3/A+ NA	2.13 1.92
91324PEU2	UNITEDHEALTH GROUP INC 4.25 01/15/2029	1,000,000.00	05/28/2024 5.05%	967,180.00 980,214.89	99.82 4.32%	998,223.00 8,972.22	0.92% 18,008.11	A2/A+ A	2.79 2.58
69371RS80	PACCAR FINANCIAL CORP 4.6 01/31/2029	1,200,000.00	03/27/2024 4.70%	1,194,684.00 1,196,888.49	101.46 4.05%	1,217,532.00 9,353.33	1.12% 20,643.51	A1/A+ NA	2.84 2.62
17275RBR2	CISCO SYSTEMS INC 4.85 02/26/2029	1,250,000.00	02/27/2024 4.84%	1,250,650.00 1,250,373.76	101.83 4.17%	1,272,891.25 5,894.10	1.17% 22,517.49	A1/AA- NA	2.91 2.60
002824BRO	ABBOTT LABORATORIES 3.7 03/09/2029	1,000,000.00	-- 3.75%	998,465.00 998,497.21	98.81 4.13%	988,106.00 2,261.11	0.91% (10,391.21)	Aa3/A+ NA	2.94 2.75
437076DC3	HOME DEPOT INC 4.75 06/25/2029	1,250,000.00	06/27/2024 4.82%	1,245,987.50 1,247,400.57	101.54 4.23%	1,269,211.25 15,833.33	1.16% 21,810.68	A2/A A	3.24 2.87
532457CQ9	ELI LILLY AND CO 4.2 08/14/2029	705,000.00	08/12/2024 4.25%	703,456.05 703,959.14	100.09 4.17%	705,667.64 3,865.75	0.65% 1,708.49	Aa3/A+ NA	3.37 3.10
171239AL0	CHUBB INA HOLDINGS LLC 4.65 08/15/2029	1,250,000.00	09/26/2024 4.08%	1,280,725.00 1,271,062.06	101.12 4.29%	1,264,053.75 7,427.08	1.16% (7,008.31)	A2/A A	3.38 3.01
40139LBJ1	GUARDIAN LIFE GLOBAL FUNDING 4.179 09/26/2029	1,300,000.00	11/26/2024 4.67%	1,272,336.00 1,280,020.44	99.08 4.47%	1,287,991.90 754.54	1.18% 7,971.46	Aa1/AA+ NA	3.49 3.21
64952WFK4	NEW YORK LIFE GLOBAL FUNDING 4.6 12/05/2029	830,000.00	12/02/2024 4.61%	829,526.90 829,651.78	100.59 4.42%	834,875.42 12,302.44	0.77% 5,223.64	Aa1/AA+ AAA	3.68 3.30
14913UAX8	CATERPILLAR FINANCIAL SERVICES CORP 4.8 01/08/2030	960,000.00	01/06/2025 4.84%	958,147.20 958,601.78	102.31 4.13%	982,173.12 10,624.00	0.90% 23,571.34	A2/A A+	3.77 3.39
59217GFT1	METROPOLITAN LIFE GLOBAL FUNDING I 4.9 01/09/2030	820,000.00	01/02/2025 4.95%	818,310.80 818,724.31	100.87 4.65%	827,102.84 9,152.11	0.76% 8,378.53	Aa3/AA- AA-	3.78 3.38
57629TBV8	MASSMUTUAL GLOBAL FUNDING II 4.95 01/10/2030	1,200,000.00	-- 4.90%	1,202,338.00 1,201,963.10	101.07 4.64%	1,212,854.40 13,365.00	1.11% 10,891.30	Aa3/AA+ AA+	3.78 3.38
57636QAP9	MASTERCARD INC 3.35 03/26/2030	1,200,000.00	03/30/2026 4.28%	1,159,488.00 1,159,515.82	96.70 4.26%	1,160,433.60 558.33	1.06% 917.78	Aa3/A+ NA	3.99 3.68
24422EYFO	JOHN DEERE CAPITAL CORP 4.375 10/15/2030	1,000,000.00	03/30/2026 4.44%	997,420.00 997,421.56	99.85 4.41%	998,526.00 20,173.61	0.92% 1,104.44	A1/A A+	4.54 4.00

HOLDINGS REPORT



City of Orange | Account #10888 | As of March 31, 2026

Cusip	Security Description	Par Value/ Units	Purchase Date Purchase Yield	Cost Value Book Value	Mkt Price Mkt YTM	Market Value Accrued Int.	% of Port. Gain/Loss	Moody's/ S&P/ Fitch	Maturity Duration
61747YFU4	MORGAN STANLEY 4.654 10/18/2030	2,200,000.00	02/13/2026 4.16%	2,236,300.00 2,235,134.28	99.96 4.68%	2,199,093.60 46,359.01	2.02% (36,040.68)	A1/A- A+	4.55 3.17
828807EB9	SIMON PROPERTY GROUP LP 4.3 01/15/2031	1,400,000.00	02/18/2026 4.23%	1,403,920.00 1,403,828.68	98.55 4.64%	1,379,747.60 13,043.33	1.27% (24,081.08)	A3/A NA	4.79 4.24
46647PEV4	JPMORGAN CHASE & CO 5.14 01/24/2031	1,300,000.00	02/11/2026 4.22%	1,343,264.00 1,341,823.87	101.83 4.62%	1,323,791.30 12,435.94	1.21% (18,032.57)	A1/A AA-	4.82 3.41
025816DY2	AMERICAN EXPRESS CO 5.085 01/30/2031	1,000,000.00	03/30/2026 4.62%	1,016,100.00 1,016,088.51	101.69 4.61%	1,016,915.00 8,616.25	0.93% 826.49	A2/A- A	4.84 3.42
02079KBK2	ALPHABET INC 4.1 02/15/2031	1,300,000.00	02/12/2026 4.10%	1,300,075.52 1,300,073.60	99.31 4.26%	1,290,966.30 7,106.67	1.18% (9,107.30)	Aa2/AA+ NA	4.88 4.35
Total Corporate		29,335,000.00	4.52%	29,266,587.82 29,330,565.02	100.27 4.36%	29,408,335.36 268,204.26	26.98% 77,770.34		3.35 2.84
MONEY MARKET FUND									
31846V203	FIRST AMER:GVT OBLG Y	278,772.52	-- 3.28%	278,772.52 278,772.52	1.00 3.28%	278,772.52 0.00	0.26% 0.00	Aaa/AAAm AAA	0.00 0.00
Total Money Market Fund		278,772.52	3.28%	278,772.52 278,772.52	1.00 3.28%	278,772.52 0.00	0.26% 0.00		0.00 0.00
SUPRANATIONAL									
459058KT9	INTERNATIONAL BANK FOR RECONSTRUCTION AND DEVELOPM 3.5 07/12/2028	2,000,000.00	07/24/2023 4.19%	1,938,380.00 1,971,688.11	99.32 3.81%	1,986,320.00 15,361.11	1.82% 14,631.89	Aaa/AAA NA	2.28 2.15
459058LR2	INTERNATIONAL BANK FOR RECONSTRUCTION AND DEVELOPM 4.125 03/20/2030	635,000.00	03/14/2025 4.20%	632,733.05 633,201.09	100.81 3.90%	640,141.60 800.36	0.59% 6,940.51	Aaa/AAA NA	3.97 3.63
Total Supranational		2,635,000.00	4.20%	2,571,113.05 2,604,889.20	99.68 3.84%	2,626,461.60 16,161.48	2.41% 21,572.40		2.69 2.51
US TREASURY									
91282CCZ2	UNITED STATES TREASURY 0.875 09/30/2026	3,000,000.00	09/30/2021 1.01%	2,980,546.88 2,998,061.08	98.59 3.76%	2,957,742.00 71.72	2.71% (40,319.08)	Aa1/AA+ AA+	0.50 0.49

HOLDINGS REPORT



City of Orange | Account #10888 | As of March 31, 2026

Cusip	Security Description	Par Value/ Units	Purchase Date Purchase Yield	Cost Value Book Value	Mkt Price Mkt YTM	Market Value Accrued Int.	% of Port. Gain/Loss	Moody's/ S&P/ Fitch	Maturity Duration
91282CKD2	UNITED STATES TREASURY 4.25 02/28/2029	1,500,000.00	03/27/2024 4.18%	1,504,511.72 1,502,669.89	101.15 3.83%	1,517,226.00 5,543.48	1.39% 14,556.11	Aa1/AA+ AA+	2.91 2.71
91282CKG5	UNITED STATES TREASURY 4.125 03/31/2029	2,200,000.00	05/28/2024 4.53%	2,161,156.25 2,175,928.75	100.83 3.83%	2,218,304.00 247.95	2.03% 42,375.25	Aa1/AA+ AA+	3.00 2.80
91282CKP5	UNITED STATES TREASURY 4.625 04/30/2029	2,000,000.00	-- 4.13%	2,042,382.82 2,027,754.34	102.27 3.84%	2,045,312.00 38,839.78	1.88% 17,557.66	Aa1/AA+ AA+	3.08 2.80
91282CKT7	UNITED STATES TREASURY 4.5 05/31/2029	2,200,000.00	06/13/2024 4.25%	2,224,578.13 2,215,680.09	101.94 3.84%	2,242,625.00 33,181.32	2.06% 26,944.91	Aa1/AA+ AA+	3.17 2.89
91282CLC3	UNITED STATES TREASURY 4.0 07/31/2029	2,500,000.00	-- 3.62%	2,540,527.34 2,528,522.23	100.45 3.86%	2,511,132.50 16,574.59	2.30% (17,389.73)	Aa1/AA+ AA+	3.33 3.08
91282CFJ5	UNITED STATES TREASURY 3.125 08/31/2029	2,000,000.00	10/30/2024 4.10%	1,915,156.25 1,940,008.50	97.64 3.87%	1,952,890.00 5,434.78	1.79% 12,881.50	Aa1/AA+ AA+	3.42 3.19
91282CFL0	UNITED STATES TREASURY 3.875 09/30/2029	2,200,000.00	10/30/2024 4.10%	2,177,828.13 2,184,214.12	100.01 3.87%	2,200,171.60 232.92	2.02% 15,957.48	Aa1/AA+ AA+	3.50 3.24
91282CFT3	UNITED STATES TREASURY 4.0 10/31/2029	2,500,000.00	04/29/2025 3.77%	2,523,535.16 2,518,727.98	100.40 3.88%	2,509,960.00 41,988.95	2.30% (8,767.98)	Aa1/AA+ AA+	3.59 3.25
91282CMA6	UNITED STATES TREASURY 4.125 11/30/2029	2,400,000.00	12/27/2024 4.45%	2,366,062.50 2,374,698.04	100.83 3.88%	2,419,874.40 33,181.32	2.22% 45,176.36	Aa1/AA+ AA+	3.67 3.33
91282CMG3	UNITED STATES TREASURY 4.25 01/31/2030	2,500,000.00	04/29/2025 3.78%	2,550,488.28 2,540,721.98	101.27 3.89%	2,531,640.00 17,610.50	2.32% (9,081.98)	Aa1/AA+ AA+	3.84 3.49
91282CGQ8	UNITED STATES TREASURY 4.0 02/28/2030	2,700,000.00	-- 4.02%	2,697,195.31 2,697,761.89	100.38 3.89%	2,710,230.30 9,391.30	2.49% 12,468.41	Aa1/AA+ AA+	3.91 3.58
91282CGS4	UNITED STATES TREASURY 3.625 03/31/2030	2,500,000.00	04/29/2025 3.80%	2,480,664.06 2,484,281.47	98.96 3.91%	2,474,120.00 247.61	2.27% (10,161.47)	Aa1/AA+ AA+	4.00 3.68
91282CMZ1	UNITED STATES TREASURY 3.875 04/30/2030	2,700,000.00	05/29/2025 4.03%	2,681,542.97 2,684,687.65	99.89 3.90%	2,697,046.20 43,930.94	2.47% 12,358.55	Aa1/AA+ AA+	4.08 3.68
91282CHF1	UNITED STATES TREASURY 3.75 05/31/2030	2,600,000.00	-- 3.84%	2,589,183.60 2,590,687.74	99.39 3.91%	2,584,155.60 32,678.57	2.37% (6,532.14)	Aa1/AA+ AA+	4.17 3.77
91282CNN7	UNITED STATES TREASURY 3.875 07/31/2030	2,500,000.00	-- 3.68%	2,519,589.84 2,519,115.67	99.83 3.92%	2,495,800.00 16,056.63	2.29% (23,315.67)	Aa1/AA+ AA+	4.33 3.93
91282CNX5	UNITED STATES TREASURY 3.625 08/31/2030	2,400,000.00	09/29/2025 3.74%	2,387,625.00 2,388,892.11	98.77 3.93%	2,370,561.60 7,565.22	2.17% (18,330.51)	Aa1/AA+ AA+	4.42 4.02
Total US Treasury		40,400,000.00	3.77%	40,342,574.24 40,372,413.54	100.11 3.87%	40,438,791.20 302,777.58	37.09% 66,377.66		3.46 3.16

HOLDINGS REPORT



City of Orange | Account #10888 | As of March 31, 2026

Cusip	Security Description	Par Value/ Units	Purchase Date Purchase Yield	Cost Value Book Value	Mkt Price Mkt YTM	Market Value Accrued Int.	% of Port. Gain/Loss	Moody's/ S&P/ Fitch	Maturity Duration
Total Portfolio		109,290,271.84	4.00%	108,719,033.72 108,860,229.58	99.54 4.04%	109,020,479.89 735,162.22	100.00% 160,250.30		3.05 2.58
Total Market Value + Accrued						109,755,642.11			

HOLDINGS REPORT



City of Orange LAIF Balances | Account #10895 | As of March 31, 2026

Cusip	Security Description	Par Value/ Units	Purchase Date Purchase Yield	Cost Value Book Value	Mkt Price Mkt YTM	Market Value Accrued Int.	% of Port. Gain/Loss	Moody's/ S&P/ Fitch	Maturity Duration
CASH									
CCYUSD	Receivable	443,654.33	--	443,654.33	1.00	443,654.33	1.05%	Aaa/AAA	0.00
				443,654.33		0.00	0.00	AAA	0.00
Total Cash		443,654.33		443,654.33	1.00	443,654.33	1.05%		0.00
LAIF									
90LAIF\$00	Local Agency Investment Fund State Pool	41,746,849.07	-- 3.82%	41,746,849.07	1.00	41,746,849.07	98.95%	NA/NA	0.00
				41,746,849.07	3.82%	0.00	0.00	NA	0.00
Total LAIF		41,746,849.07	3.82%	41,746,849.07	3.82%	41,746,849.07	98.95%		0.00
Total Portfolio		42,190,503.40	3.82%	42,190,503.40	3.82%	42,190,503.40	100.00%		0.00
Total Market Value + Accrued						42,190,503.40	0.00		0.00

HOLDINGS REPORT



City of Orange Bank Balances | Account #10896 | As of March 31, 2026

Cusip	Security Description	Par Value/ Units	Purchase Date Purchase Yield	Cost Value Book Value	Mkt Price Mkt YTM	Market Value Accrued Int.	% of Port. Gain/Loss	Moody's/ S&P/ Fitch	Maturity Duration
CASH									
999WEL\$14	Wells Fargo	622,915.86	-- 0.00%	622,915.86 622,915.86	1.00 0.00%	622,915.86 0.00	5.26% 0.00	NA/NA NA	0.00 0.00
999WEL\$12	Wells Fargo General	137,305.00	-- 0.00%	137,305.00 137,305.00	1.00 0.00%	137,305.00 0.00	1.16% 0.00	NA/NA NA	0.00 0.00
999WEL\$15	Wells Fargo	11,088,310.38	12/31/2025 3.54%	11,088,310.38 11,088,310.38	1.00 3.54%	11,088,310.38 0.00	93.58% 0.00	NA/NA NA	0.00 0.00
Total Cash		11,848,531.24	3.32%	11,848,531.24	3.32%	11,848,531.24	100.00%	0.00	0.00
Total Portfolio		11,848,531.24	3.32%	11,848,531.24	3.32%	11,848,531.24	100.00%	0.00	0.00
Total Market Value + Accrued						11,848,531.24			

TRANSACTIONS

TRANSACTION LEDGER



City of Orange | Account #10888 | 01/01/2026 Through 03/31/2026 |

Transaction Type	Settlement Date	CUSIP	Quantity	Security Description	Price	Acq/Disp Yield	Amount	Interest Pur/Sold	Total Amount	Gain/Loss
ACQUISITIONS										
Purchase	02/12/2026	46647PEV4	1,300,000.00	JPMORGAN CHASE & CO 5.14 01/24/2031	103.328	4.22%	(1,343,264.00)	(3,341.00)	(1,346,605.00)	0.00
Purchase	02/17/2026	3137FG6X8	2,200,000.00	FHMS K-077 A2 3.85 05/25/2028	100.125	3.70%	(2,202,750.00)	(3,764.44)	(2,206,514.44)	0.00
Purchase	02/17/2026	3137F8ZV8	2,200,000.00	FHMS K-123 A2 1.621 12/25/2030	89.848	3.98%	(1,976,648.44)	(1,584.98)	(1,978,233.42)	0.00
Purchase	02/17/2026	62479MH30	2,200,000.00	MUFG Bank, Ltd., New York Branch 08/03/2026	98.298	3.73%	(2,162,545.61)	0.00	(2,162,545.61)	0.00
Purchase	02/17/2026	02079KBK2	531,000.00	ALPHABET INC 4.1 02/15/2031	99.951	4.11%	(530,737.16)	(241.90)	(530,979.06)	0.00
Purchase	02/17/2026	02079KBK2	769,000.00	ALPHABET INC 4.1 02/15/2031	100.044	4.09%	(769,338.36)	(350.32)	(769,688.68)	0.00
Purchase	02/17/2026	61747YFU4	2,200,000.00	MORGAN STANLEY 4.654 10/18/2030	101.650	4.16%	(2,236,300.00)	(33,844.92)	(2,270,144.92)	0.00
Purchase	02/19/2026	828807EB9	1,400,000.00	SIMON PROPERTY GROUP LP 4.3 01/15/2031	100.280	4.23%	(1,403,920.00)	(6,020.00)	(1,409,940.00)	0.00
Purchase	02/23/2026	3137FNX54	2,000,000.00	FHMS K-097 A2 2.508 07/25/2029	95.953	3.76%	(1,919,062.50)	(3,065.33)	(1,922,127.83)	0.00
Purchase	02/23/2026	3137HB2L7	2,000,000.00	FHMS K-753 A2 4.4 10/25/2030	102.020	3.87%	(2,040,390.63)	(5,377.78)	(2,045,768.41)	0.00
Purchase	02/23/2026	91282CNN7	2,000,000.00	UNITED STATES TREASURY 3.875 07/31/2030	101.039	3.62%	(2,020,781.25)	(4,924.03)	(2,025,705.28)	0.00
Purchase	02/24/2026	74753DC37	2,000,000.00	QUALCOMM Incorporated 03/03/2026	99.929	3.65%	(1,998,580.56)	0.00	(1,998,580.56)	0.00
Purchase	02/27/2026	161571HZ0	900,000.00	CHAIT 2025-1 A 4.16 07/15/2030	101.121	3.70%	(910,089.84)	(1,248.00)	(911,337.84)	0.00
Purchase	03/09/2026	002824BR0	470,000.00	ABBOTT LABORATORIES 3.7 03/09/2029	99.873	3.75%	(469,403.10)	0.00	(469,403.10)	0.00

TRANSACTION LEDGER



City of Orange | Account #10888 | 01/01/2026 Through 03/31/2026 |

Transaction Type	Settlement Date	CUSIP	Quantity	Security Description	Price	Acq/Disp Yield	Amount	Interest Pur/Sold	Total Amount	Gain/Loss
Purchase	03/09/2026	002824BR0	530,000.00	ABBOTT LABORATORIES 3.7 03/09/2029	99.823	3.76%	(529,061.90)	0.00	(529,061.90)	0.00
Purchase	03/31/2026	57636QAP9	1,200,000.00	MASTERCARD INC 3.35 03/26/2030	96.624	4.28%	(1,159,488.00)	(558.33)	(1,160,046.33)	0.00
Purchase	03/31/2026	025816DY2	1,000,000.00	AMERICAN EXPRESS CO 5.085 01/30/2031	101.610	4.62%	(1,016,100.00)	(8,475.00)	(1,024,575.00)	0.00
Purchase	03/31/2026	24422EYF0	1,000,000.00	JOHN DEERE CAPITAL CORP 4.375 10/15/2030	99.742	4.44%	(997,420.00)	(20,173.61)	(1,017,593.61)	0.00
Purchase	03/31/2026	91282CLC3	500,000.00	UNITED STATES TREASURY 4.0 07/31/2029	100.402	3.87%	(502,011.72)	(3,259.67)	(505,271.39)	0.00
Purchase	03/31/2026	91282CNN7	500,000.00	UNITED STATES TREASURY 3.875 07/31/2030	99.762	3.93%	(498,808.59)	(3,157.80)	(501,966.39)	0.00
Total Purchase			26,900,000.00				(26,686,701.66)	(99,387.11)	(26,786,088.77)	0.00
TOTAL ACQUISITIONS			26,900,000.00				(26,686,701.66)	(99,387.11)	(26,786,088.77)	0.00
DISPOSITIONS										
Maturity	02/08/2026	037833EB2	(3,000,000.00)	APPLE INC 0.7 02/08/2026	100.000	0.70%	3,000,000.00	0.00	3,000,000.00	0.00
Maturity	02/13/2026	713448FQ6	(195,000.00)	PEPSICO INC 4.55 02/13/2026	100.000	4.57%	195,000.00	0.00	195,000.00	0.00
Maturity	02/17/2026	62479MBH5	(2,000,000.00)	MUFG Bank, Ltd., New York Branch 02/17/2026	100.000	4.41%	2,000,000.00	0.00	2,000,000.00	0.00
Maturity	02/21/2026	907818GE2	(470,000.00)	UNION PACIFIC CORP 4.75 02/21/2026	100.000	4.77%	470,000.00	0.00	470,000.00	0.00
Maturity	03/03/2026	74753DC37	(2,000,000.00)	QUALCOMM Incorporated 03/03/2026	100.000	3.65%	2,000,000.00	0.00	2,000,000.00	0.00
Total Maturity			(7,665,000.00)				7,665,000.00	0.00	7,665,000.00	0.00

TRANSACTION LEDGER



City of Orange | Account #10888 | 01/01/2026 Through 03/31/2026 |

Transaction Type	Settlement Date	CUSIP	Quantity	Security Description	Price	Acq/Disp Yield	Amount	Interest Pur/Sold	Total Amount	Gain/Loss
Sale	02/27/2026	3137FPJG1	(1,140,000.00)	FHMS K-099 A2 2.595 09/25/2029	96.172	4.29%	1,096,359.38	2,136.55	1,098,495.93	17,939.84
Sale	03/31/2026	06368LAQ9	(1,000,000.00)	BANK OF MONTREAL 4.7 09/14/2027	100.470	4.91%	1,004,700.00	2,219.44	1,006,919.44	7,461.30
Sale	03/31/2026	91282CKD2	(700,000.00)	UNITED STATES TREASURY 4.25 02/28/2029	101.066	4.18%	707,464.84	2,506.11	709,970.95	6,217.72
Total Sale			(2,840,000.00)				2,808,524.22	6,862.10	2,815,386.32	31,618.86
TOTAL DISPOSITIONS			(10,505,000.00)				10,473,524.22	6,862.10	10,480,386.32	31,618.86

TRANSACTION LEDGER



City of Orange LAIF Balances | Account #10895 | 01/01/2026 Through 03/31/2026 |

Transaction Type	Settlement Date	CUSIP	Quantity	Security Description	Price	Acq/Disp Yield	Amount	Interest Pur/Sold	Total Amount	Gain/Loss
ACQUISITIONS										
Purchase	01/15/2026	90LAIF\$00	59,708.80	Local Agency Investment Fund State Pool	1.000	3.93%	(59,708.80)	0.00	(59,708.80)	0.00
Purchase	01/15/2026	90LAIF\$00	256,724.81	Local Agency Investment Fund State Pool	1.000	3.93%	(256,724.81)	0.00	(256,724.81)	0.00
Purchase	01/16/2026	90LAIF\$00	15,000,000.00	Local Agency Investment Fund State Pool	1.000	3.92%	(15,000,000.00)	0.00	(15,000,000.00)	0.00
Total Purchase			15,316,433.61				(15,316,433.61)	0.00	(15,316,433.61)	0.00
TOTAL ACQUISITIONS			15,316,433.61				(15,316,433.61)	0.00	(15,316,433.61)	0.00
DISPOSITIONS										
Sale	02/28/2026	90LAIF\$00	(14,755,000.00)	Local Agency Investment Fund State Pool	1.000	3.86%	14,755,000.00	0.00	14,755,000.00	0.00
Total Sale			(14,755,000.00)				14,755,000.00	0.00	14,755,000.00	0.00
TOTAL DISPOSITIONS			(14,755,000.00)				14,755,000.00	0.00	14,755,000.00	0.00

2026 Chandler Asset Management, Inc, An Independent Registered Investment Adviser.

Information contained herein is confidential. Prices are provided by ICE Data Services Inc (“IDS”), an independent pricing source. In the event IDS does not provide a price or if the price provided is not reflective of fair market value, Chandler will obtain pricing from an alternative approved third party pricing source in accordance with our written valuation policy and procedures. Our valuation procedures are also disclosed in Item 5 of our Form ADV Part 2A.

Performance results are presented gross-of-advisory fees and represent the client’s Total Return. The deduction of advisory fees lowers performance results. These results include the reinvestment of dividends and other earnings. Past performance may not be indicative of future results. Therefore, clients should not assume that future performance of any specific investment or investment strategy will be profitable or equal to past performance levels. All investment strategies have the potential for profit or loss. Economic factors, market conditions or changes in investment strategies, contributions or withdrawals may materially alter the performance and results of your portfolio.

Index returns assume reinvestment of all distributions. Historical performance results for investment indexes generally do not reflect the deduction of transaction and/or custodial charges or the deduction of an investment management fee, the incurrence of which would have the effect of decreasing historical performance results. It is not possible to invest directly in an index.

Source ICE Data Indices, LLC (“ICE”), used with permission. ICE permits use of the ICE indices and related data on an “as is” basis; ICE, its affiliates and their respective third party suppliers disclaim any and all warranties and representations, express and/or implied, including any warranties of merchantability or fitness for a particular purpose or use, including the indices, index data and any data included in, related to, or derived therefrom. Neither ICE data, its affiliates or their respective third party providers guarantee the quality, adequacy, accuracy, timeliness or completeness of the indices or the index data or any component thereof, and the indices and index data and all components thereof are provided on an “as is” basis and licensee’s use it at licensee’s own risk. ICE data, its affiliates and their respective third party do not sponsor, endorse, or recommend chandler asset management, or any of its products or services.

This report is provided for informational purposes only and should not be construed as a specific investment or legal advice. The information contained herein was obtained from sources believed to be reliable as of the date of publication, but may become outdated or superseded at any time without notice. Any opinions or views expressed are based on current market conditions and are subject to change. This report may contain forecasts and forward-looking statements which are inherently limited and should not be relied upon as indicator of future results. Past performance is not indicative of future results. This report is not intended to constitute an offer, solicitation, recommendation or advice regarding any securities or investment strategy and should not be regarded by recipients as a substitute for the exercise of their own judgment.

Fixed income investments are subject to interest, credit and market risk. Interest rate risk: the value of fixed income investments will decline as interest rates rise. Credit risk: the possibility that the borrower may not be able to repay interest and principal. Low rated bonds generally have to pay higher interest rates to attract investors willing to take on greater risk. Market risk: the bond market in general could decline due to economic conditions, especially during periods of rising interest rates.

Ratings information have been provided by Moody’s, S&P and Fitch through data feeds we believe to be reliable as of the date of this statement, however we cannot guarantee its accuracy.

Security level ratings for U.S. Agency issued mortgage-backed securities (“MBS”) reflect the issuer rating because the securities themselves are not rated. The issuing U.S. Agency guarantees the full and timely payment of both principal and interest.

LGIP Yields: Reported yields for local government investment pools may be presented as either the 30-day yield or the monthly distribution yield, as applicable. For certain funds, the 30-day yield is calculated using reported daily yield data. Yield calculations are subject to change and may not be directly comparable across funds.

LAIF Yields: Additional Disclosure for CA Clients - As a result of a reporting lag from the Local Agency Investment Fund (LAIF), reported LAIF yields represent the most recently available Daily Effective Yield and may reflect data from approximately 7–10 days prior to month-end.

Benchmark	Disclosure
ICE BofA 1-5 Yr Unsubordinated US Treasury & Agency Index	The ICE BofA 1-5 Year Unsubordinated US Treasury & Agency Index tracks the performance of US dollar denominated US Treasury and nonsubordinated US agency debt issued in the US domestic market. Qualifying securities must have an investment grade rating (based on an average of Moody's, S&P and Fitch). Qualifying securities must have at least one year remaining term to final maturity and less than five years remaining term to final maturity, at least 18 months to maturity at time of issuance, a fixed coupon schedule, and a minimum amount outstanding of \$1 billion for sovereigns and \$250 million for agencies.