



1st Quarter General Fund Budget Report

Fiscal Year 2024-2025

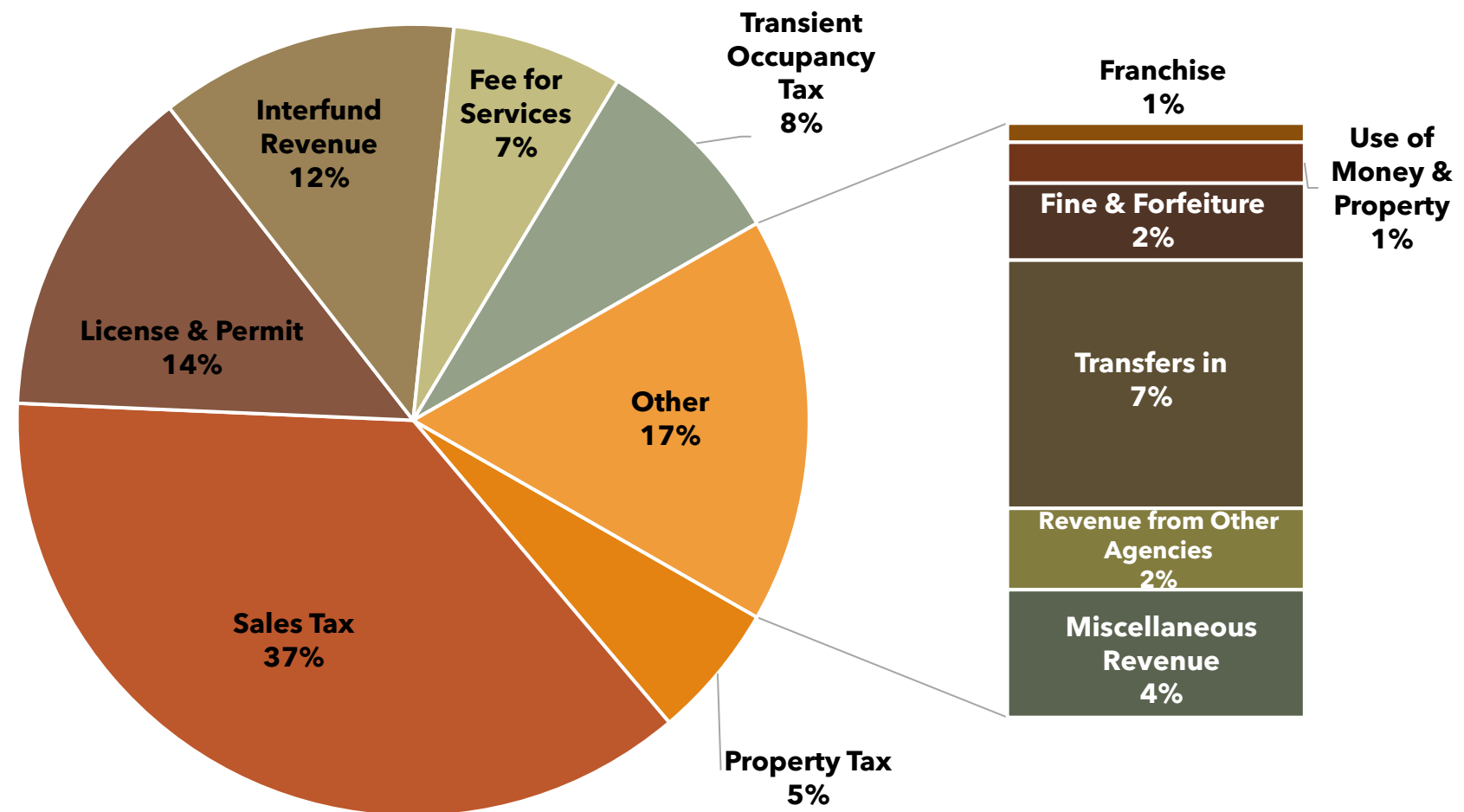
Presentation Outline

- Covers July through September
 - Revenues
 - Expenditures
 - Budget Timeline
-





FY 25 First Quarter Revenues (\$14.4 million)





FY 25 First Quarter Revenues (\$14.4 million)

	ADOPTED BUDGET	1 ST QUARTER	% RECEIVED
Property Tax	55,710,900	799,436	1%
Sales Tax	51,617,688	5,330,425	10%
Transient Occupancy Tax	5,858,800	1,168,748	20%
Franchise	3,220,194	77,000	2%
License & Permit	7,089,937	1,990,916	28%
Interfund Revenues	7,050,201	1,762,550	25%
Fines and Forfeitures	3,040,600	309,979	10%
Use of Money and Property	3,075,251	164,972	5%
Revenues from Other Agencies	1,698,690	327,943	19%
Fees for Service	6,053,273	1,009,439	17%
Miscellaneous Revenues	1,176,390	514,296	44%
Transfers in	3,000,000	1,000,000	33%
TOTAL REVENUES	140,587,628	12,603,170	9%

FY 25 First Quarter Revenues (\$14.4 million)

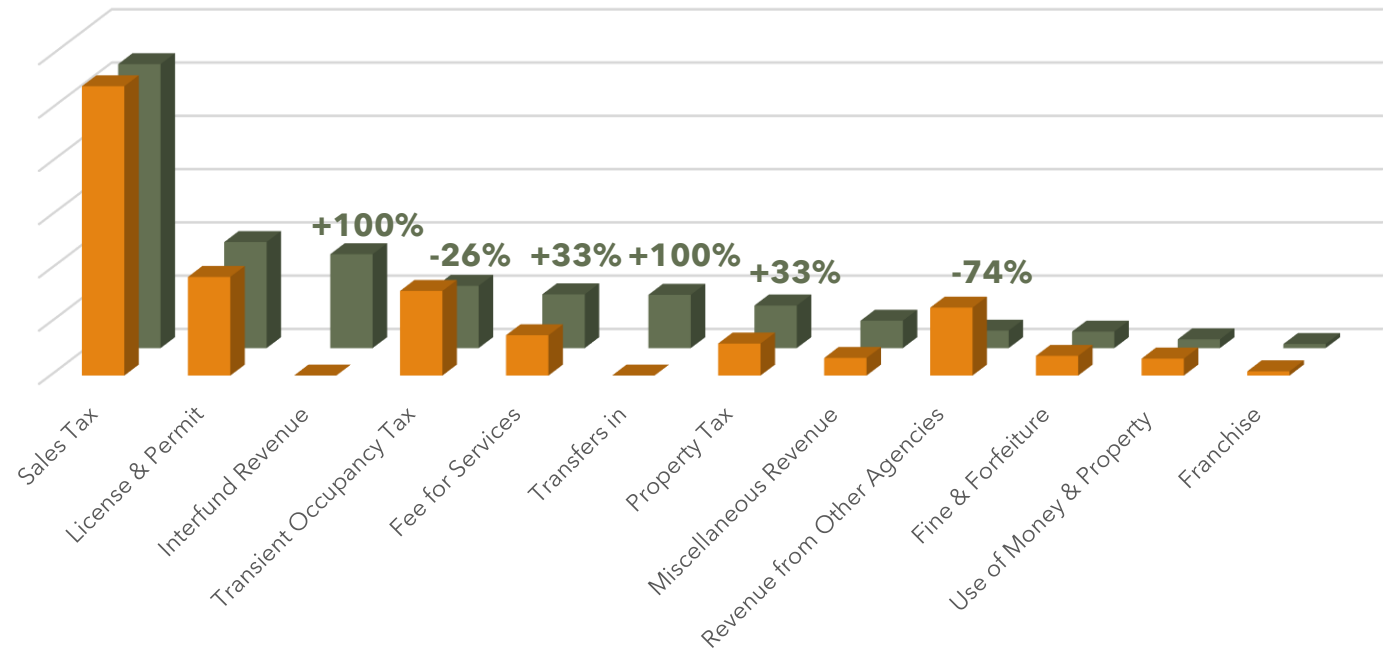
FY25 Q1 Revenue

\$14,455,706

\$1,852,535 or 15%
from FY24 Q1

FY24 Q1 Revenue

\$12,603,171



FY 25 First Quarter Revenues (\$14.4 million)

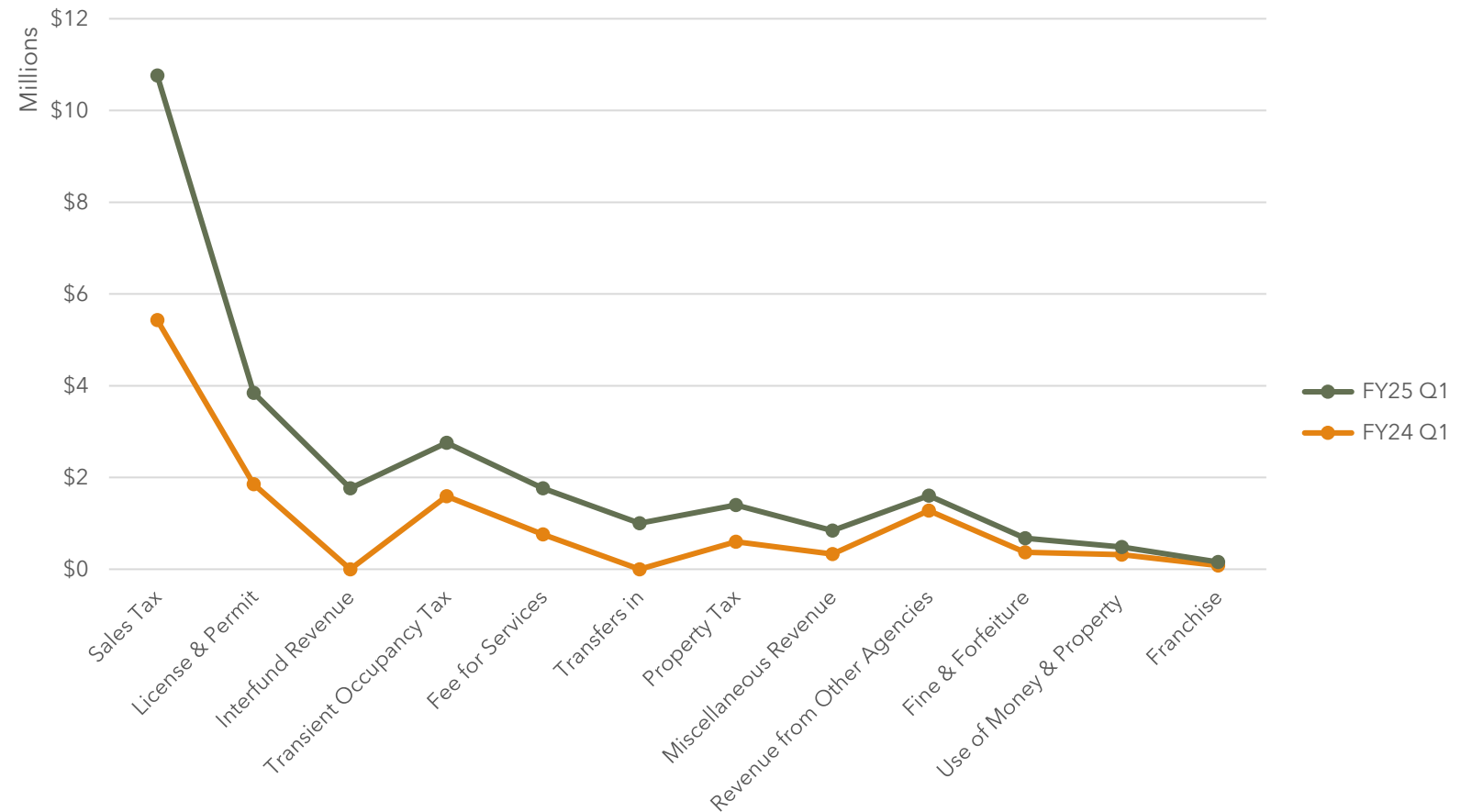
FY25 Q1 Revenue

\$14,455,706

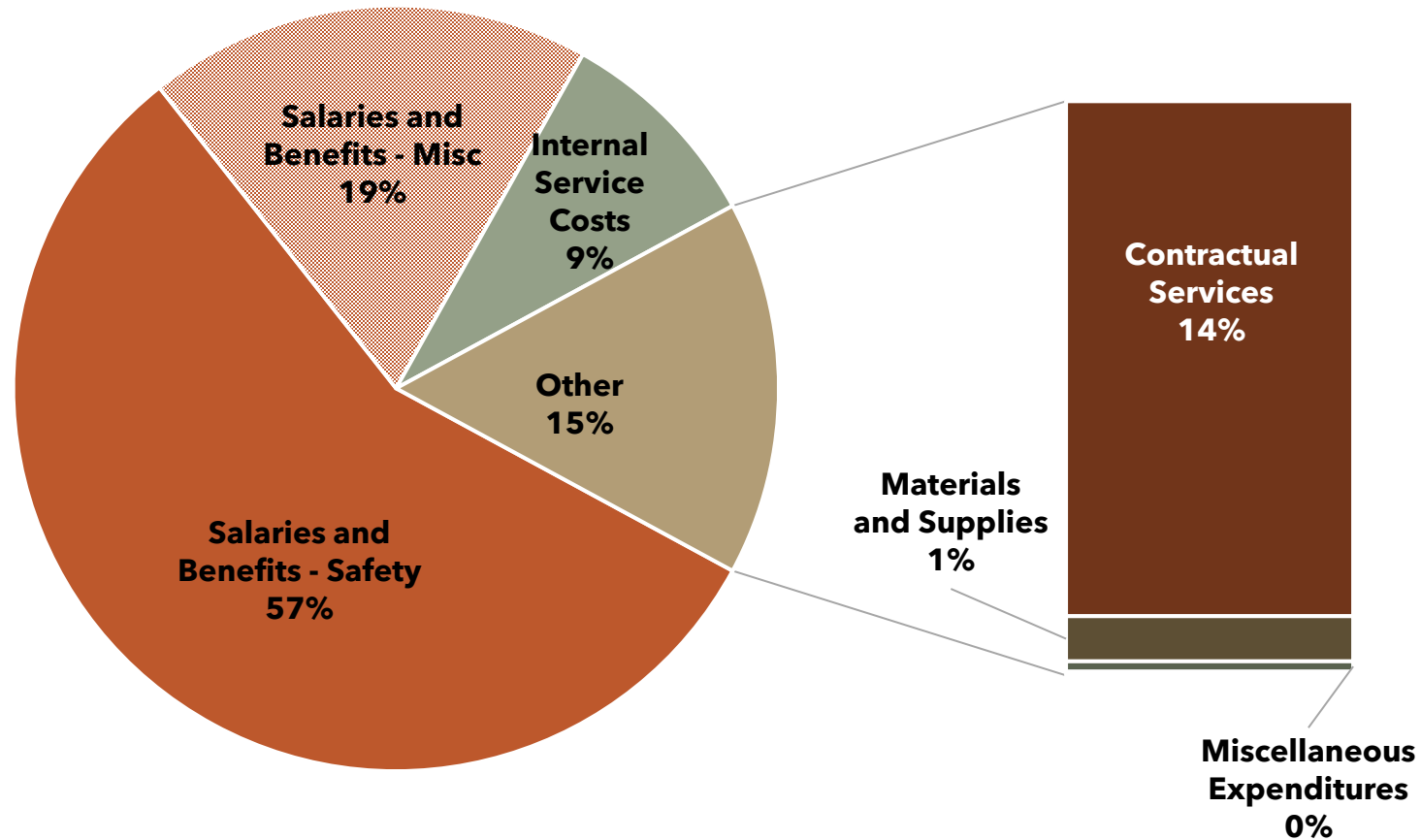
\$1,852,535 or 15%
from FY24 Q1

FY24 Q1 Revenue

\$12,603,171



FY 25 First Quarter Expenditures (\$37.3 million)





FY 25 First Quarter Expenditures (\$37.3 million)

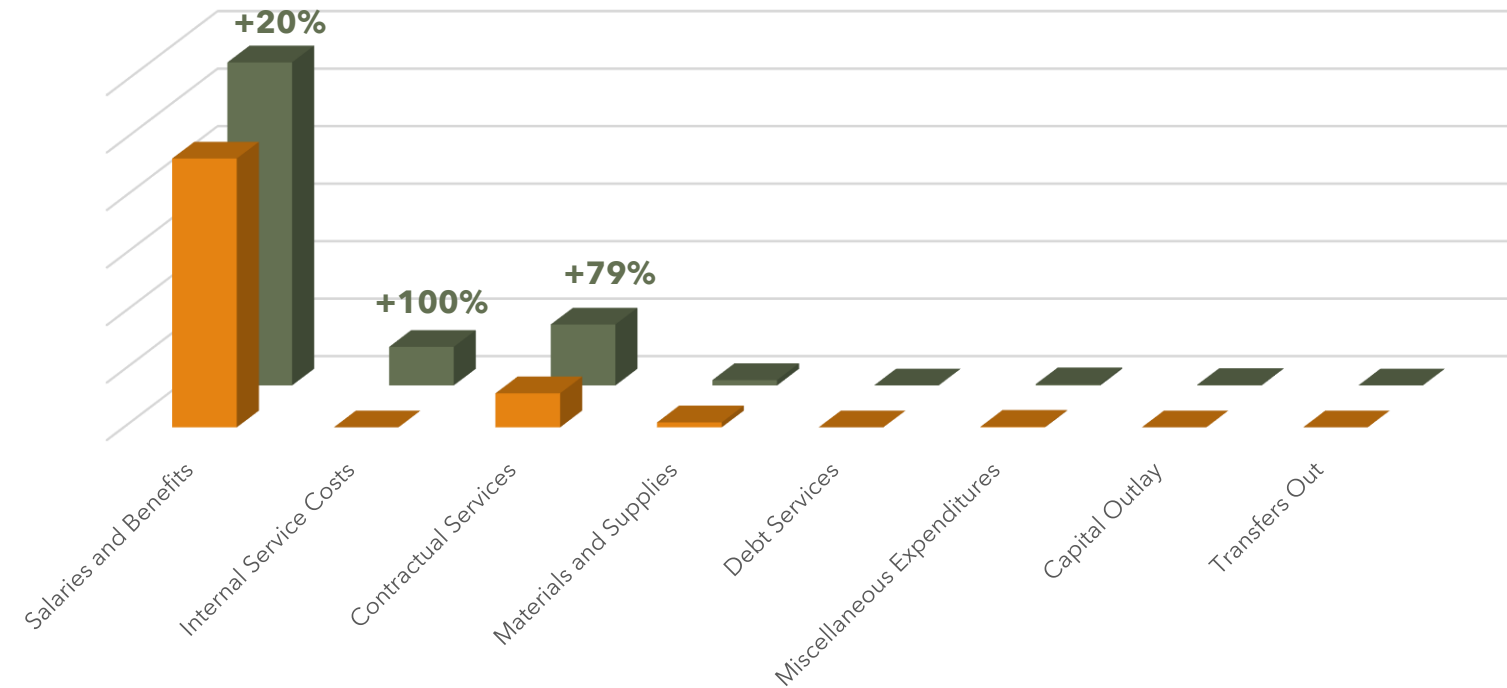
	ADOPTED BUDGET	1 ST QUARTER	% OF BUDGET
Salaries and Benefits	106,987,681	28,090,836	26%
Contractual Services	15,584,636	5,298,376	34%
Materials and Supplies	2,298,332	464,382	20%
Miscellaneous Expenses	684,861	106,116	15%
Debt Services	1,714,700	0	0%
Capital Outlay	69,982	39,022	56%
Internal Service Costs	29,837,231	3,351,797	11%
TOTAL OPERATING EXPENDITURES	157,177,423	37,350,529	24%

FY 25 First Quarter Expenditures (\$37.3 million)

**FY25 Q1
Expenditures**
\$37,350,529

\$10,541,005 or 39%
from FY24 Q1

**FY24 Q1
Expenditure**
\$26,809,524

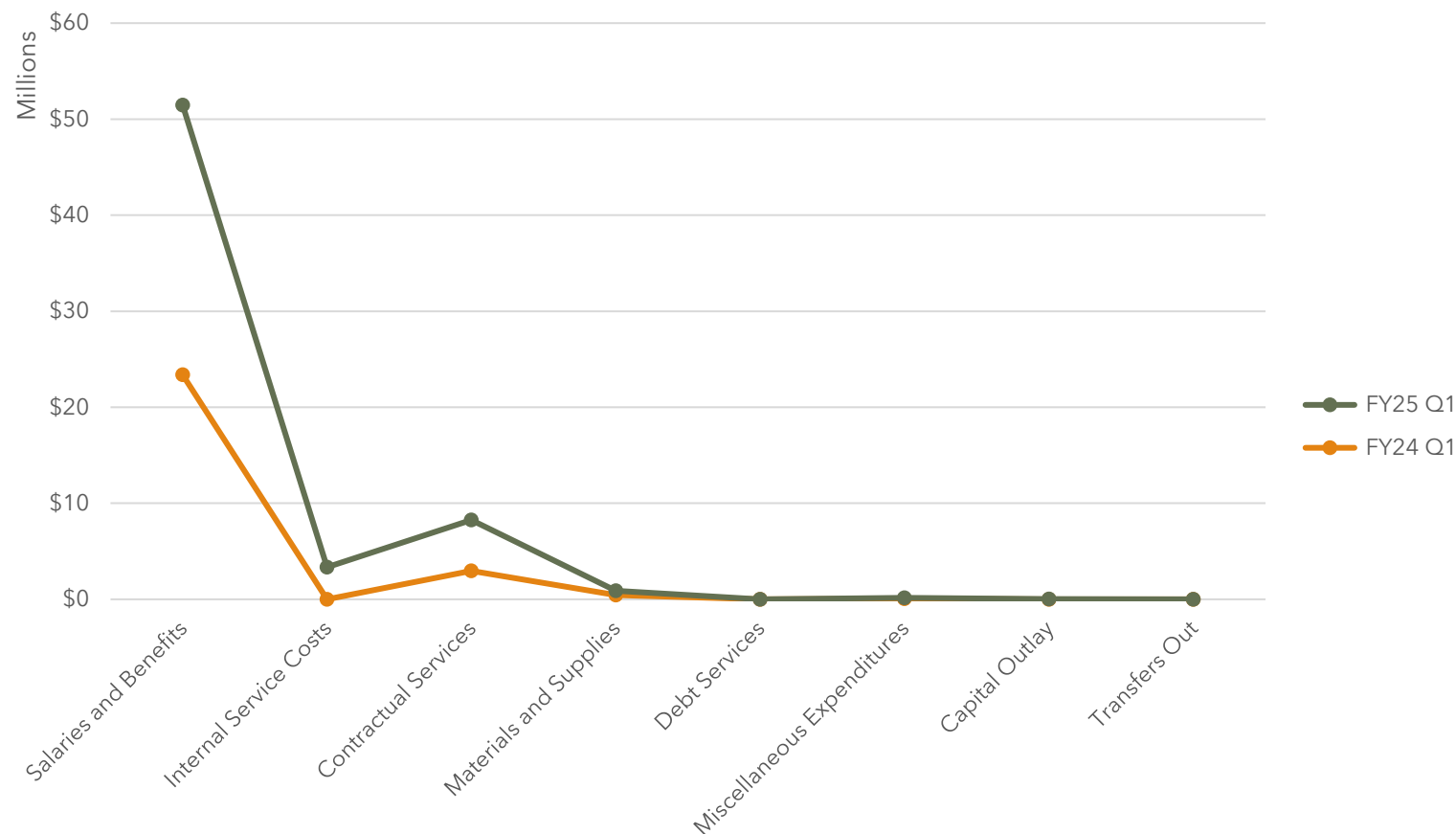


FY 25 First Quarter Expenditures (\$37.3 million)

**FY25 Q1
Expenditures**
\$37,350,529

\$10,541,005 or 39%
from FY24 Q1

**FY24 Q1
Expenditure**
\$26,809,524



Timeline





Questions?

Trang Nguyen, Finance Director
Michelle Kresan, Budget Manager