

MONTHLY ACCOUNT STATEMENT

City of Orange | Account #10888 | As of April 30, 2025

CHANDLER ASSET MANAGEMENT | chandlerasset.com

Chandler Team:

For questions about your account, please call (800) 317-4747,
or contact clientservice@chandlerasset.com

Custodian:

US Bank

PORTFOLIO SUMMARY



City of Orange | Account #10888 | As of April 30, 2025

Portfolio Characteristics

Average Modified Duration	2.48
Average Coupon	3.51%
Average Purchase YTM	3.56%
Average Market YTM	3.98%
Average Credit Quality*	AA+
Average Final Maturity	2.92
Average Life	2.53

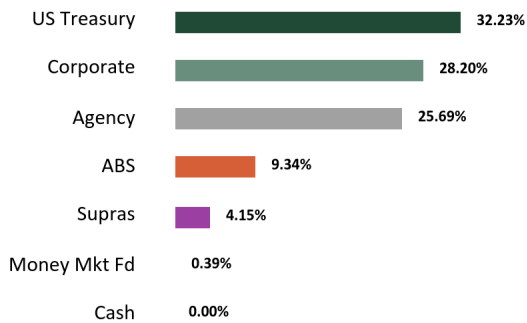
Account Summary

	End Values as of 03/31/2025	End Values as of 04/30/2025
Market Value	104,488,312.65	105,311,814.49
Accrued Interest	607,578.05	702,204.70
Total Market Value	105,095,890.70	106,014,019.18
Income Earned	291,807.95	289,105.52
Cont/WD	0.00	0.00
Par	104,921,398.39	105,050,674.23
Book Value	104,719,604.87	104,909,288.51
Cost Value	104,643,868.39	104,886,985.24

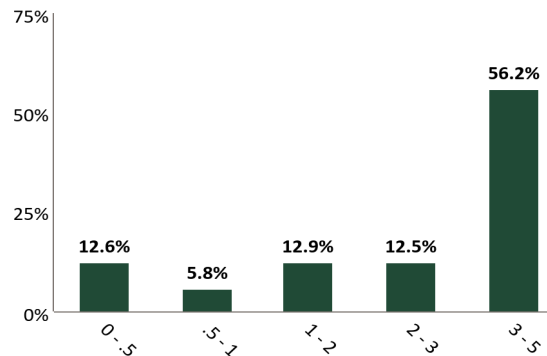
Top Issuers

Government of The United States	32.23%
Federal Home Loan Banks	10.36%
Farm Credit System	7.82%
Federal Home Loan Mortgage Corp	7.51%
Toyota Motor Corporation	4.67%
Apple Inc.	2.77%
International Bank for Recon and Dev	2.50%
PepsiCo, Inc.	1.97%

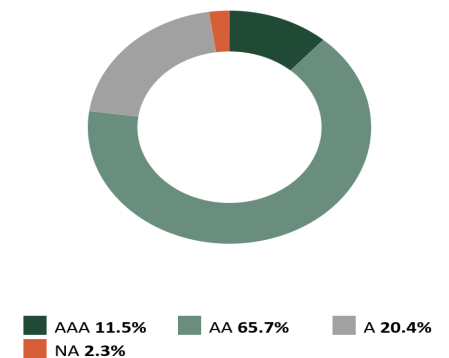
Sector Allocation



Maturity Distribution



Credit Quality (S&P)



Performance Review

Total Rate of Return**	1M	3M	YTD	1YR	2YRS	3YRS	5YRS	10YRS	Since Inception (01/01/22)
City of Orange	0.88%	2.26%	2.79%	6.90%	4.94%	3.41%	--	--	1.67%
Benchmark Return	0.98%	2.50%	3.00%	7.34%	4.25%	3.11%	--	--	1.56%

*The average credit quality is a weighted average calculation of the highest of S&P, Moody's and Fitch.

**Periods over 1 year are annualized.

Benchmark: ICE BofA 1-5 Year Unsubordinated US Treasury & Agency Index Secondary Benchmark:

RECONCILIATION SUMMARY



City of Orange | Account #10888 | As of April 30, 2025

Maturities / Calls

Month to Date	(7,650,000.00)
Fiscal Year to Date	(14,975,000.00)

Principal Paydowns

Month to Date	(45,687.52)
Fiscal Year to Date	(250,139.19)

Purchases

Month to Date	15,691,013.26
Fiscal Year to Date	61,331,604.58

Sales

Month to Date	(7,813,714.08)
Fiscal Year to Date	(43,580,330.58)

Interest Received

Month to Date	222,279.29
Fiscal Year to Date	2,564,022.40

Purchased / Sold Interest

Month to Date	(33,550.52)
Fiscal Year to Date	32,509.45

Accrual Activity Summary

	Month to Date	Fiscal Year to Date (07/01/2024)
Beginning Book Value	104,719,604.87	102,308,638.77
Maturities/Calls	(7,650,000.00)	(14,975,000.00)
Principal Paydowns	(45,687.52)	(250,139.19)
Purchases	15,691,013.26	61,331,604.58
Sales	(7,813,714.08)	(43,580,330.58)
Change in Cash, Payables, Receivables	2,321.88	(938.19)
Amortization/Accretion	5,750.10	56,610.10
Realized Gain (Loss)	(0.00)	18,843.02
Ending Book Value	104,909,288.51	104,909,288.51

Fair Market Activity Summary

	Month to Date	Fiscal Year to Date (07/01/2024)
Beginning Market Value	104,488,312.65	99,910,914.20
Maturities/Calls	(7,650,000.00)	(14,975,000.00)
Principal Paydowns	(45,687.52)	(250,139.19)
Purchases	15,691,013.26	61,331,604.58
Sales	(7,813,714.08)	(43,580,330.58)
Change in Cash, Payables, Receivables	2,321.88	(938.19)
Amortization/Accretion	5,750.10	56,610.10
Change in Net Unrealized Gain (Loss)	633,818.20	2,800,250.55
Realized Gain (Loss)	(0.00)	18,843.02
Ending Market Value	105,311,814.49	105,311,814.49

HOLDINGS REPORT



City of Orange | Account #10888 | As of April 30, 2025

Cusip	Security Description	Par Value/ Units	Purchase Date Purchase Yield	Cost Value Book Value	Mkt Price Mkt YTM	Market Value Accrued Int.	% of Port. Gain/Loss	Moody's/ S&P/ Fitch	Maturity Duration
ABS									
43815JAC7	HAROT 2023-1 A3 5.04 04/21/2027	143,201.34	02/16/2023 5.09%	143,174.73 143,188.71	100.24 4.62%	143,539.21 200.48	0.14% 350.50	Aaa/NA AAA	1.97 0.50
47800CAC0	JDOT 2023 A3 5.01 11/15/2027	322,836.46	02/22/2023 3.39%	322,777.64 322,804.70	100.26 4.71%	323,671.64 718.85	0.31% 866.93	Aaa/NA AAA	2.54 0.73
36271VAD9	GMALT 2025-1 A3 4.66 02/21/2028	430,000.00	02/05/2025 4.66%	429,949.26 429,952.84	100.71 4.26%	433,071.06 612.27	0.41% 3,118.22	NA/AAA AAA	2.81 1.61
05592XAD2	BMWOT 2023-A A3 5.47 02/25/2028	166,903.11	07/11/2023 5.47%	166,873.54 166,885.01	100.67 4.45%	168,028.24 152.16	0.16% 1,143.23	NA/AAA AAA	2.82 0.62
44935DAD1	HALST 2025-B A3 4.53 04/17/2028	330,000.00	04/24/2025 4.53%	329,970.20 329,970.23	100.41 4.35%	331,353.66 45.93	0.31% 1,383.43	NA/AAA AAA	2.97 1.83
02582JJZ4	AMXCA 2023-1 A 4.87 05/15/2026	350,000.00	06/07/2023 4.92%	349,968.96 349,985.75	100.63 4.28%	352,213.09 757.56	0.33% 2,227.34	NA/AAA AAA	1.04 0.99
438123AC5	HAROT 2023-4 A3 5.67 06/21/2028	330,000.00	11/01/2023 5.74%	329,941.89 329,960.49	101.36 4.29%	334,501.96 519.75	0.32% 4,541.47	Aaa/NA AAA	3.14 0.93
161571HT4	CHAIT 2023-1 A 5.16 09/15/2028	1,060,000.00	09/07/2023 5.23%	1,059,706.17 1,059,801.70	101.34 4.19%	1,074,192.76 2,430.93	1.02% 14,391.06	NA/AAA AAA	3.38 1.30
02582JKD1	AMXCA 2023-3 A 5.23 09/15/2028	1,055,000.00	09/12/2023 5.29%	1,054,952.84 1,054,968.10	101.39 4.22%	1,069,658.80 2,452.29	1.02% 14,690.70	NA/AAA AAA	3.38 1.30
096919AD7	BMWOT 2024-A A3 5.18 02/26/2029	450,000.00	06/04/2024 5.18%	449,931.65 449,944.52	101.27 4.23%	455,708.12 388.50	0.43% 5,763.60	Aaa/AAA NA	3.83 1.25
47786WAD2	JDOT 2024-B A3 5.2 03/15/2029	510,000.00	06/11/2024 5.81%	509,900.30 509,918.56	101.93 4.12%	519,819.29 1,178.67	0.49% 9,900.73	Aaa/NA AAA	3.87 1.68
44934QAD3	HART 2024-B A3 4.84 03/15/2029	285,000.00	07/16/2024 5.45%	284,956.99 284,964.12	101.10 4.18%	288,139.99 613.07	0.27% 3,175.87	NA/AAA AAA	3.87 1.55
43813YAC6	HAROT 2024-3 A3 4.57 03/21/2029	630,000.00	08/09/2024 4.66%	629,901.03 629,916.00	100.60 4.20%	633,751.27 799.75	0.60% 3,835.27	Aaa/NA AAA	3.89 1.44
05522RDJ4	BACCT 2024-1 A 4.93 05/15/2029	505,000.00	06/06/2024 4.93%	504,971.67 504,976.83	101.65 4.12%	513,343.51 1,106.51	0.49% 8,366.68	Aaa/AAA NA	4.04 1.90
47800DAD6	JDOT 2025 A3 4.23 09/17/2029	500,000.00	03/04/2025 5.09%	499,968.55 499,969.52	100.32 4.13%	501,592.25 940.00	0.48% 1,622.73	Aaa/NA AAA	4.38 2.31
43814VAC1	HAROT 2025-1 A3 4.57 09/21/2029	795,000.00	02/04/2025 4.57%	794,975.51 794,976.66	101.00 4.09%	802,962.08 1,009.21	0.76% 7,985.42	NA/AAA AAA	4.39 1.90
096924AD7	BMWOT 2025-A A3 4.56 09/25/2029	680,000.00	02/04/2025 4.56%	679,933.02 679,936.12	100.85 4.11%	685,768.78 516.80	0.65% 5,832.66	Aaa/AAA NA	4.41 1.71

HOLDINGS REPORT



City of Orange | Account #10888 | As of April 30, 2025

Cusip	Security Description	Par Value/ Units	Purchase Date Purchase Yield	Cost Value Book Value	Mkt Price Mkt YTM	Market Value Accrued Int.	% of Port. Gain/Loss	Moody's/ S&P/ Fitch	Maturity Duration
92970QAE5	WFCIT 2024-2 A 4.29 10/15/2029	560,000.00	10/17/2024 4.29%	559,916.78 559,925.44	100.43 4.14%	562,414.61 1,067.73	0.53% 2,489.17	Aaa/AAA NA	4.46 2.28
44935CAD3	HART 2025-A A3 4.32 10/15/2029	635,000.00	03/04/2025 4.84%	634,906.34 634,909.13	100.43 4.14%	637,740.41 1,219.20	0.61% 2,831.28	NA/AAA AAA	4.46 1.99
Total ABS		9,737,940.91	4.93%	9,736,677.07 9,736,954.44	100.96 4.21%	9,831,470.71 16,729.65	9.34% 94,516.28		3.66 1.56
AGENCY									
3134GW3Z7	FEDERAL HOME LOAN MORTGAGE CORP 0.6 10/28/2025	8,050,000.00	10/28/2020 0.60%	8,050,000.00 8,050,000.00	98.23 4.28%	7,907,475.72 402.50	7.51% (142,524.28)	Aaa/AA+ AA+	0.50 0.48
3133EPCF0	FEDERAL FARM CREDIT BANKS FUNDING CORP 4.5 03/02/2026	2,000,000.00	03/27/2023 4.01%	2,026,680.00 2,007,605.05	100.43 3.97%	2,008,520.20 14,750.00	1.91% 915.15	Aaa/AA+ AA+	0.84 0.81
3133EPQC2	FEDERAL FARM CREDIT BANKS FUNDING CORP 4.625 07/17/2026	2,000,000.00	07/28/2023 4.66%	1,998,260.00 1,999,289.21	101.07 3.71%	2,021,368.62 26,722.22	1.92% 22,079.41	Aaa/AA+ AA+	1.21 1.16
3130ANDF4	FEDERAL HOME LOAN BANKS 0.9 07/29/2026	5,000,000.00	07/29/2021 0.90%	5,010,000.00 5,000,000.00	96.38 3.91%	4,819,108.70 11,500.00	4.58% (180,891.30)	Aaa/AA+ AA+	1.25 1.21
3133EPDJ1	FEDERAL FARM CREDIT BANKS FUNDING CORP 4.375 09/15/2027	2,000,000.00	03/27/2023 3.81%	2,045,720.00 2,024,288.75	101.59 3.67%	2,031,884.56 11,180.56	1.93% 7,595.81	Aaa/AA+ AA+	2.38 2.23
3130ATS57	FEDERAL HOME LOAN BANKS 4.5 03/10/2028	2,000,000.00	03/27/2023 3.82%	2,060,420.00 2,034,869.25	102.43 3.60%	2,048,559.42 12,750.00	1.95% 13,690.17	Aaa/AA+ AA+	2.86 2.65
3130AEB25	FEDERAL HOME LOAN BANKS 3.25 06/09/2028	2,000,000.00	07/24/2023 4.15%	1,921,180.00 1,949,769.40	98.87 3.64%	1,977,486.96 25,638.89	1.88% 27,717.56	Aaa/AA+ AA+	3.11 2.89
3130AXQK7	FEDERAL HOME LOAN BANKS 4.75 12/08/2028	2,000,000.00	01/29/2024 4.05%	2,060,660.00 2,045,033.38	103.50 3.70%	2,070,011.54 37,736.11	1.97% 24,978.16	Aaa/AA+ AA+	3.61 3.24
3133ERDH1	FEDERAL FARM CREDIT BANKS FUNDING CORP 4.75 04/30/2029	2,100,000.00	04/29/2024 4.70%	2,104,263.00 2,103,408.53	103.33 3.84%	2,169,943.61 277.08	2.06% 66,535.08	Aaa/AA+ AA+	4.00 3.62
Total Agency		27,150,000.00	2.55%	27,277,183.00 27,214,263.57	99.71 3.92%	27,054,359.32 140,957.36	25.69% (159,904.25)		1.74 1.62
CASH									
CCYUSD	Receivable	3,705.50	-- 0.00%	3,705.50 3,705.50	1.00 0.00%	3,705.50 0.00	0.00% 0.00	Aaa/AAA AAA	0.00 0.00

HOLDINGS REPORT



City of Orange | Account #10888 | As of April 30, 2025

Cusip	Security Description	Par Value/ Units	Purchase Date Purchase Yield	Cost Value Book Value	Mkt Price Mkt YTM	Market Value Accrued Int.	% of Port. Gain/Loss	Moody's/ S&P/ Fitch	Maturity Duration
Total Cash		3,705.50	0.00%	3,705.50	0.00%	3,705.50 0.00	0.00% 0.00		0.00 0.00
CORPORATE									
89236THP3	TOYOTA MOTOR CREDIT CORP 0.8 10/16/2025	5,000,000.00	11/19/2020 0.70%	5,025,000.00 5,002,343.75	98.38 4.41%	4,918,949.60 1,666.67	4.67% (83,394.15)	A1/A+ A+	0.46 0.45
63743HFF4	NATIONAL RURAL UTILITIES COOPERATIVE FINANCE CORP 5.45 10/30/2025	495,000.00	10/20/2022 5.50%	494,336.70 494,889.75	100.43 4.56%	497,134.45 74.94	0.47% 2,244.70	A2/A- A	0.50 0.49
037833EB2	APPLE INC 0.7 02/08/2026	3,000,000.00	02/08/2021 0.70%	2,999,730.00 2,999,958.15	97.33 4.26%	2,920,042.95 4,841.67	2.77% (79,915.20)	Aaa/AA+ NA	0.78 0.75
713448FQ6	PEPSICO INC 4.55 02/13/2026	195,000.00	02/13/2023 4.57%	194,886.90 194,970.23	100.01 4.53%	195,016.19 1,922.38	0.19% 45.97	A1/A+ NA	0.79 0.76
907818GE2	UNION PACIFIC CORP 4.75 02/21/2026	470,000.00	02/13/2023 4.77%	469,689.80 469,916.22	100.24 4.44%	471,128.25 4,340.97	0.45% 1,212.03	A3/A- A-	0.81 0.70
61747YET8	MORGAN STANLEY 4.679 07/17/2026	775,000.00	12/28/2022 5.76%	764,390.25 774,121.03	99.97 5.84%	774,799.76 10,475.76	0.74% 678.73	A1/A- A+	1.21 0.21
24422EXD6	JOHN DEERE CAPITAL CORP 5.15 09/08/2026	505,000.00	09/05/2023 5.18%	504,641.45 504,838.06	101.45 4.04%	512,310.40 3,828.88	0.49% 7,472.34	A1/A A+	1.36 1.29
713448FW3	PEPSICO INC 5.125 11/10/2026	380,000.00	11/08/2023 5.13%	379,897.40 379,947.76	101.57 4.05%	385,965.66 9,250.63	0.37% 6,017.89	A1/A+ NA	1.53 1.35
06368LAQ9	BANK OF MONTREAL 4.7 09/14/2027	1,000,000.00	03/30/2023 4.91%	991,550.00 995,505.10	100.88 4.30%	1,008,839.40 6,136.11	0.96% 13,334.30	A2/A- AA-	2.38 2.14
78016FZW7	ROYAL BANK OF CANADA 4.9 01/12/2028	1,000,000.00	03/30/2023 4.95%	997,990.00 998,866.21	101.73 4.21%	1,017,308.00 14,836.11	0.97% 18,441.79	A1/A AA-	2.70 2.47
06051GGF0	BANK OF AMERICA CORP 3.824 01/20/2028	1,250,000.00	06/27/2024 5.30%	1,206,175.00 1,220,549.23	98.87 5.09%	1,235,819.74 13,410.56	1.17% 15,270.51	A1/A- AA-	2.73 1.63
713448FL7	PEPSICO INC 3.6 02/18/2028	1,500,000.00	03/27/2024 4.49%	1,452,735.00 1,465,997.12	99.33 3.85%	1,490,005.23 10,950.00	1.41% 24,008.11	A1/A+ NA	2.80 2.62
857477CU5	STATE STREET CORP 4.536 02/28/2028	1,285,000.00	02/25/2025 4.51%	1,285,000.00 1,285,000.00	101.05 4.14%	1,298,510.76 10,200.33	1.23% 13,510.76	Aa3/A AA-	2.83 2.54
58933YBH7	MERCK & CO INC 4.05 05/17/2028	1,250,000.00	09/26/2024 3.76%	1,261,775.00 1,259,815.52	100.38 3.92%	1,254,745.03 23,062.50	1.19% (5,070.50)	Aa3/A+ NA	3.05 2.72
91324PEU2	UNITEDHEALTH GROUP INC 4.25 01/15/2029	1,000,000.00	05/28/2024 5.05%	967,180.00 973,716.84	99.99 4.25%	999,860.93 12,513.89	0.95% 26,144.09	A2/A+ A	3.71 3.35

HOLDINGS REPORT



City of Orange | Account #10888 | As of April 30, 2025

Cusip	Security Description	Par Value/ Units	Purchase Date Purchase Yield	Cost Value Book Value	Mkt Price Mkt YTM	Market Value Accrued Int.	% of Port. Gain/Loss	Moody's/ S&P/ Fitch	Maturity Duration
69371RS80	PACCAR FINANCIAL CORP 4.6 01/31/2029	1,200,000.00	03/27/2024 4.70%	1,194,684.00 1,195,882.35	101.22 4.24%	1,214,602.28 13,953.33	1.15% 18,719.93	A1/A+ NA	3.76 3.38
17275RBR2	CISCO SYSTEMS INC 4.85 02/26/2029	1,250,000.00	02/27/2024 4.84%	1,250,650.00 1,250,495.20	102.55 4.12%	1,281,860.88 10,946.18	1.22% 31,365.67	A1/AA- NA	3.83 3.37
437076DC3	HOME DEPOT INC 4.75 06/25/2029	1,250,000.00	06/27/2024 4.82%	1,245,987.50 1,246,663.22	102.16 4.18%	1,276,984.43 20,781.25	1.21% 30,321.21	A2/A A	4.15 3.62
532457CQ9	ELI LILLY AND CO 4.2 08/14/2029	705,000.00	08/12/2024 4.25%	703,456.05 703,675.89	100.48 4.07%	708,402.17 6,333.25	0.67% 4,726.28	Aa3/A+ NA	4.29 3.79
171239AL0	CHUBB INA HOLDINGS LLC 4.65 08/15/2029	1,250,000.00	09/26/2024 4.08%	1,280,725.00 1,276,936.99	101.70 4.21%	1,271,244.40 12,270.83	1.21% (5,692.59)	A2/A A	4.29 3.76
40139LBJ1	GUARDIAN LIFE GLOBAL FUNDING 4.179 09/26/2029	1,300,000.00	11/26/2024 4.67%	1,272,336.00 1,274,766.79	99.33 4.35%	1,291,328.18 5,281.79	1.23% 16,561.39	Aa1/AA+ NA	4.41 3.96
64952WFK4	NEW YORK LIFE GLOBAL FUNDING 4.6 12/05/2029	830,000.00	12/02/2024 4.61%	829,526.90 829,564.99	101.15 4.32%	839,583.03 15,484.11	0.80% 10,018.04	Aaa/AA+ AAA	4.60 4.03
14913UAX8	CATERPILLAR FINANCIAL SERVICES CORP 4.8 01/08/2030	960,000.00	01/06/2025 4.84%	958,147.20 958,261.86	102.48 4.21%	983,819.16 14,464.00	0.93% 25,557.31	A2/A A+	4.69 4.11
59217GFT1	METROPOLITAN LIFE GLOBAL FUNDING I 4.9 01/09/2030	820,000.00	01/02/2025 4.95%	818,310.80 818,414.41	101.87 4.45%	835,300.90 12,500.44	0.79% 16,886.49	Aa3/AA- AA-	4.70 4.10
57629TBV8	MASSMUTUAL GLOBAL FUNDING II 4.95 01/10/2030	1,000,000.00	01/03/2025 4.96%	999,520.00 999,549.18	101.77 4.53%	1,017,719.68 15,262.50	0.97% 18,170.50	Aa3/AA+ AA+	4.70 4.09
Total Corporate		29,670,000.00	3.68%	29,548,320.95 29,574,645.86	100.13 4.32%	29,701,281.45 254,789.08	28.20% 126,635.59		2.61 2.28

MONEY MARKET FUND									
31846V203	FIRST AMER:GVT OBLG Y	409,027.82	-- 3.97%	409,027.82 409,027.82	1.00 3.97%	409,027.82 0.00	0.39% 0.00	Aaa/ AAAm AAA	0.00 0.00
Total Money Market Fund		409,027.82	3.97%	409,027.82 409,027.82	1.00 3.97%	409,027.82 0.00	0.39% 0.00		0.00 0.00

SUPRANATIONAL									
4581X0EKO	INTER-AMERICAN DEVELOPMENT BANK 4.5 05/15/2026	1,720,000.00	06/27/2023 4.53%	1,718,675.60 1,719,519.21	100.62 3.88%	1,730,727.11 35,690.00	1.64% 11,207.90	Aaa/AAA NA	1.04 0.99

HOLDINGS REPORT



City of Orange | Account #10888 | As of April 30, 2025

Cusip	Security Description	Par Value/ Units	Purchase Date Purchase Yield	Cost Value Book Value	Mkt Price Mkt YTM	Market Value Accrued Int.	% of Port. Gain/Loss	Moody's/ S&P/ Fitch	Maturity Duration
459058KT9	INTERNATIONAL BANK FOR RECONSTRUCTION AND DEVELOPM 3.5 07/12/2028	2,000,000.00	07/24/2023 4.19%	1,938,380.00 1,960,302.17	99.51 3.66%	1,990,158.74 21,194.44	1.89% 29,856.57	Aaa/AAA NA	3.20 2.97
459058LR2	INTERNATIONAL BANK FOR RECONSTRUCTION AND DEVELOPM 4.125 03/20/2030	635,000.00	03/14/2025 4.20%	632,733.05 632,785.19	101.52 3.78%	644,668.78 2,983.18	0.61% 11,883.58	Aaa/AAA NA	4.89 4.38
Total				4,289,788.65	100.25	4,365,554.62	4.15%		2.59
Supranational		4,355,000.00	4.33%	4,312,606.57	3.77%	59,867.62	52,948.05		2.39
US TREASURY									
91282CCZ2	UNITED STATES TREASURY 0.875 09/30/2026	3,000,000.00	09/30/2021 1.01%	2,980,546.88 2,994,492.19	96.09 3.74%	2,882,578.14 2,223.36	2.74% (111,914.05)	Aaa/AA+ AA+	1.42 1.38
91282CGT2	UNITED STATES TREASURY 3.625 03/31/2028	1,825,000.00	-- 3.68%	1,822,165.04 1,822,383.95	100.13 3.58%	1,827,352.53 5,603.40	1.74% 4,968.59	Aaa/AA+ AA+	2.92 2.74
9128285M8	UNITED STATES TREASURY 3.125 11/15/2028	2,000,000.00	12/28/2023 3.86%	1,935,078.13 1,952,883.40	98.33 3.63%	1,966,640.62 28,832.87	1.87% 13,757.22	Aaa/AA+ AA+	3.54 3.27
91282CKD2	UNITED STATES TREASURY 4.25 02/28/2029	2,200,000.00	03/27/2024 4.18%	2,206,617.19 2,205,148.75	102.13 3.65%	2,246,750.00 15,752.72	2.13% 41,601.25	Aaa/AA+ AA+	3.83 3.49
91282CKG5	UNITED STATES TREASURY 4.125 03/31/2029	2,200,000.00	05/28/2024 4.53%	2,161,156.25 2,168,564.48	101.68 3.66%	2,236,953.14 7,686.48	2.12% 68,388.66	Aaa/AA+ AA+	3.92 3.58
91282CKP5	UNITED STATES TREASURY 4.625 04/30/2029	2,000,000.00	-- 4.13%	2,042,382.82 2,036,018.96	103.54 3.66%	2,070,859.38 251.36	1.97% 34,840.42	Aaa/AA+ AA+	4.00 3.63
91282CKT7	UNITED STATES TREASURY 4.5 05/31/2029	2,200,000.00	06/13/2024 4.25%	2,224,578.13 2,220,224.06	103.12 3.67%	2,268,664.07 41,340.66	2.15% 48,440.01	Aaa/AA+ AA+	4.08 3.65
91282CLC3	UNITED STATES TREASURY 4.0 07/31/2029	2,000,000.00	09/26/2024 3.56%	2,038,515.62 2,033,810.09	101.25 3.68%	2,025,078.12 19,889.50	1.92% (8,731.97)	Aaa/AA+ AA+	4.25 3.85
91282CFJ5	UNITED STATES TREASURY 3.125 08/31/2029	2,000,000.00	10/30/2024 4.10%	1,915,156.25 1,923,905.01	97.78 3.68%	1,955,546.88 10,529.89	1.86% 31,641.87	Aaa/AA+ AA+	4.34 3.99
91282CFL0	UNITED STATES TREASURY 3.875 09/30/2029	2,200,000.00	10/30/2024 4.10%	2,177,828.13 2,180,076.20	100.74 3.69%	2,216,328.14 7,220.63	2.10% 36,251.94	Aaa/AA+ AA+	4.42 4.02
91282CFT3	UNITED STATES TREASURY 4.0 10/31/2029	2,500,000.00	04/29/2025 3.77%	2,523,535.16 2,523,520.85	101.23 3.70%	2,530,859.38 271.74	2.40% 7,338.52	Aaa/AA+ AA+	4.50 4.09
91282CMA6	UNITED STATES TREASURY 4.125 11/30/2029	2,400,000.00	12/27/2024 4.45%	2,366,062.50 2,368,367.83	101.82 3.69%	2,443,593.74 41,340.66	2.32% 75,225.91	Aaa/AA+ AA+	4.59 4.08
91282CMG3	UNITED STATES TREASURY 4.25 01/31/2030	2,500,000.00	04/29/2025 3.78%	2,550,488.28 2,550,459.21	102.33 3.71%	2,558,300.78 26,415.75	2.43% 7,841.56	Aaa/AA+ AA+	4.76 4.24

HOLDINGS REPORT



City of Orange | Account #10888 | As of April 30, 2025

Cusip	Security Description	Par Value/ Units	Purchase Date Purchase Yield	Cost Value Book Value	Mkt Price Mkt YTM	Market Value Accrued Int.	% of Port. Gain/Loss	Moody's/ S&P/ Fitch	Maturity Duration
91282CGQ8	UNITED STATES TREASURY 4.0 02/28/2030	2,200,000.00	03/28/2025 4.03%	2,197,507.81 2,197,554.94	101.30 3.70%	2,228,531.25 14,826.09	2.12% 30,976.31	Aaa/AA+ AA+	4.83 4.34
91282CGS4	UNITED STATES TREASURY 3.625 03/31/2030	2,500,000.00	04/29/2025 3.80%	2,480,664.06 2,480,674.83	99.54 3.73%	2,488,378.90 7,675.89	2.36% 7,704.07	Aaa/AA+ AA+	4.92 4.45
Total US Treasury		33,725,000.00	3.76%	33,622,282.25 33,658,084.75	100.70 3.68%	33,946,415.06 229,860.98	32.23% 288,330.31		4.01 3.64
Total Portfolio		105,050,674.23	3.56%	104,886,985.24 104,909,288.51	99.90 3.98%	105,311,814.49 702,204.70	100.00% 402,525.98		2.92 2.48
Total Market Value + Accrued						106,014,019.18			

TRANSACTION LEDGER



City of Orange | Account #10888 | As of April 30, 2025

Transaction Type	Settlement Date	CUSIP	Quantity	Security Description	Price	Acq/Disp Yield	Amount	Interest Pur/Sold	Total Amount	Gain/Loss
ACQUISITIONS										
Purchase	04/02/2025	31846V203	1,383.62	FIRST AMER:GVT OBLG Y	1.000	3.96%	(1,383.62)	0.00	(1,383.62)	0.00
Purchase	04/15/2025	31846V203	41,380.12	FIRST AMER:GVT OBLG Y	1.000	3.94%	(41,380.12)	0.00	(41,380.12)	0.00
Purchase	04/16/2025	31846V203	20,000.00	FIRST AMER:GVT OBLG Y	1.000	3.96%	(20,000.00)	0.00	(20,000.00)	0.00
Purchase	04/21/2025	31846V203	17,505.50	FIRST AMER:GVT OBLG Y	1.000	3.94%	(17,505.50)	0.00	(17,505.50)	0.00
Purchase	04/21/2025	31846V203	5,628.33	FIRST AMER:GVT OBLG Y	1.000	3.94%	(5,628.33)	0.00	(5,628.33)	0.00
Purchase	04/22/2025	31846V203	1,263,018.75	FIRST AMER:GVT OBLG Y	1.000	3.94%	(1,263,018.75)	0.00	(1,263,018.75)	0.00
Purchase	04/25/2025	31846V203	2,584.00	FIRST AMER:GVT OBLG Y	1.000	3.92%	(2,584.00)	0.00	(2,584.00)	0.00
Purchase	04/25/2025	31846V203	15,205.24	FIRST AMER:GVT OBLG Y	1.000	3.92%	(15,205.24)	0.00	(15,205.24)	0.00
Purchase	04/28/2025	31846V203	4,030,650.00	FIRST AMER:GVT OBLG Y	1.000	3.94%	(4,030,650.00)	0.00	(4,030,650.00)	0.00
Purchase	04/29/2025	31846V203	2,409,000.00	FIRST AMER:GVT OBLG Y	1.000	3.97%	(2,409,000.00)	0.00	(2,409,000.00)	0.00
Purchase	04/30/2025	91282CFT3	2,500,000.00	UNITED STATES TREASURY 4.0 10/31/2029	100.941	3.77%	(2,523,535.16)	0.00	(2,523,535.16)	0.00
Purchase	04/30/2025	91282CMG3	2,500,000.00	UNITED STATES TREASURY 4.25 01/31/2030	102.020	3.78%	(2,550,488.28)	(26,122.24)	(2,576,610.52)	0.00
Purchase	04/30/2025	91282CGS4	2,500,000.00	UNITED STATES TREASURY 3.625 03/31/2030	99.227	3.80%	(2,480,664.06)	(7,428.28)	(2,488,092.34)	0.00
Purchase	04/30/2025	44935DAD1	330,000.00	HALST 2025-B A3 4.53 04/17/2028	99.991	4.53%	(329,970.20)	0.00	(329,970.20)	0.00
Total Purchase			15,636,355.56				(15,691,013.26)	(33,550.52)	(15,724,563.78)	0.00
TOTAL ACQUISITIONS			15,636,355.56				(15,691,013.26)	(33,550.52)	(15,724,563.78)	0.00
DISPOSITIONS										
Maturity	04/28/2025	3130ANA42	(4,000,000.00)	FEDERAL HOME LOAN BANKS 0.65 04/28/2025	100.000	0.65%	4,000,000.00	0.00	4,000,000.00	0.00
Maturity	04/29/2025	3130AMBG6	(2,400,000.00)	FEDERAL HOME LOAN BANKS 0.75 04/29/2025	100.000	0.75%	2,400,000.00	0.00	2,400,000.00	0.00
Total Maturity			(6,400,000.00)				6,400,000.00	0.00	6,400,000.00	0.00
Sale	04/15/2025	31846V203	(4,414.49)	FIRST AMER:GVT OBLG Y	1.000	3.94%	4,414.49	0.00	4,414.49	0.00
Sale	04/24/2025	31846V203	(705.12)	FIRST AMER:GVT OBLG Y	1.000	3.92%	705.12	0.00	705.12	0.00
Sale	04/30/2025	31846V203	(7,808,594.47)	FIRST AMER:GVT OBLG Y	1.000	3.97%	7,808,594.47	0.00	7,808,594.47	0.00

TRANSACTION LEDGER



City of Orange | Account #10888 | As of April 30, 2025

Transaction Type	Settlement Date	CUSIP	Quantity	Security Description	Price	Acq/Disp Yield	Amount	Interest Pur/Sold	Total Amount	Gain/Loss
Total Sale			(7,813,714.08)				7,813,714.08	0.00	7,813,714.08	0.00
TOTAL DISPOSITIONS			(14,213,714.08)				14,213,714.08	0.00	14,213,714.08	0.00
OTHER TRANSACTIONS										
Call Redemption	04/22/2025	46647PBK1	(1,250,000.00)	JPMORGAN CHASE & CO 2.083 04/22/2026	100.000	4.69%	1,250,000.00	0.00	1,250,000.00	0.00
Total Call Redemption			(1,250,000.00)				1,250,000.00	0.00	1,250,000.00	0.00
Coupon	04/15/2025	47800CAC0	0.00	JDOT 2023 A3 5.01 11/15/2027		3.39%	1,428.94	0.00	1,428.94	0.00
Coupon	04/15/2025	92970QAE5	0.00	WFCIT 2024-2 A 4.29 10/15/2029		4.29%	2,002.00	0.00	2,002.00	0.00
Coupon	04/15/2025	44935CAD3	0.00	HART 2025-A A3 4.32 10/15/2029		4.84%	2,514.60	0.00	2,514.60	0.00
Coupon	04/15/2025	02582JJZ4	0.00	AMXCA 2023-1 A 4.87 05/15/2026		4.92%	1,420.42	0.00	1,420.42	0.00
Coupon	04/15/2025	05522RDJ4	0.00	BACCT 2024-1 A 4.93 05/15/2029		4.93%	2,074.71	0.00	2,074.71	0.00
Coupon	04/15/2025	47800DAD6	0.00	JDOT 2025 A3 4.23 09/17/2029		5.09%	1,997.50	0.00	1,997.50	0.00
Coupon	04/15/2025	161571HT4	0.00	CHAIT 2023-1 A 5.16 09/15/2028		5.23%	4,558.00	0.00	4,558.00	0.00
Coupon	04/15/2025	02582JKD1	0.00	AMXCA 2023-3 A 5.23 09/15/2028		5.29%	4,598.04	0.00	4,598.04	0.00
Coupon	04/15/2025	44934QAD3	0.00	HART 2024-B A3 4.84 03/15/2029		5.45%	1,149.50	0.00	1,149.50	0.00
Coupon	04/15/2025	47786WAD2	0.00	JDOT 2024-B A3 5.2 03/15/2029		5.81%	2,210.00	0.00	2,210.00	0.00
Coupon	04/16/2025	89236THP3	0.00	TOYOTA MOTOR CREDIT CORP 0.8 10/16/2025		0.70%	20,000.00	0.00	20,000.00	0.00

TRANSACTION LEDGER



City of Orange | Account #10888 | As of April 30, 2025

Transaction Type	Settlement Date	CUSIP	Quantity	Security Description	Price	Acq/Disp Yield	Amount	Interest Pur/Sold	Total Amount	Gain/Loss
Coupon	04/20/2025	36271VAD9	0.00	GMALT 2025-1 A3 4.66 02/21/2028		4.66%	1,669.83	0.00	1,669.83	0.00
Coupon	04/21/2025	43814VAC1	0.00	HAROT 2025-1 A3 4.57 09/21/2029		4.57%	3,027.62	0.00	3,027.62	0.00
Coupon	04/21/2025	43813YAC6	0.00	HAROT 2024-3 A3 4.57 03/21/2029		4.66%	2,399.25	0.00	2,399.25	0.00
Coupon	04/21/2025	43815JAC7	0.00	HAROT 2023-1 A3 5.04 04/21/2027		5.09%	659.48	0.00	659.48	0.00
Coupon	04/21/2025	438123AC5	0.00	HAROT 2023-4 A3 5.67 06/21/2028		5.74%	1,559.25	0.00	1,559.25	0.00
Coupon	04/22/2025	46647PBK1	0.00	JPMORGAN CHASE & CO 2.083 04/22/2026		4.69%	13,018.75	0.00	13,018.75	0.00
Coupon	04/25/2025	096924AD7	0.00	BMWOT 2025-A A3 4.56 09/25/2029		4.56%	2,584.00	0.00	2,584.00	0.00
Coupon	04/25/2025	096919AD7	0.00	BMWOT 2024-A A3 5.18 02/26/2029		5.18%	1,942.50	0.00	1,942.50	0.00
Coupon	04/25/2025	05592XAD2	0.00	BMWOT 2023-A A3 5.47 02/25/2028		5.47%	817.53	0.00	817.53	0.00
Coupon	04/28/2025	3134GW3Z7	0.00	FEDERAL HOME LOAN MORTGAGE CORP 0.6 10/28/2025		0.60%	24,150.00	0.00	24,150.00	0.00
Coupon	04/28/2025	3130ANA42	0.00	FEDERAL HOME LOAN BANKS 0.65 04/28/2025		0.65%	6,500.00	0.00	6,500.00	0.00
Coupon	04/29/2025	3130AMBG6	0.00	FEDERAL HOME LOAN BANKS 0.75 04/29/2025		0.75%	9,000.00	0.00	9,000.00	0.00
Coupon	04/30/2025	91282CKP5	0.00	UNITED STATES TREASURY 4.625 04/30/2029		3.94%	46,250.00	0.00	46,250.00	0.00
Coupon	04/30/2025	3133ERDH1	0.00	FEDERAL FARM CREDIT BANKS FUNDING CORP 4.75 04/30/2029		4.70%	49,875.00	0.00	49,875.00	0.00
Coupon	04/30/2025	63743HFF4	0.00	NATIONAL RURAL UTILITIES COOPERATIVE FINANCE CORP 5.45 10/30/2025		5.50%	13,488.75	0.00	13,488.75	0.00

TRANSACTION LEDGER



City of Orange | Account #10888 | As of April 30, 2025

Transaction Type	Settlement Date	CUSIP	Quantity	Security Description	Price	Acq/Disp Yield	Amount	Interest Pur/Sold	Total Amount	Gain/Loss
Total Coupon			0.00				220,895.67	0.00	220,895.67	0.00
Custody Fee	04/24/2025	CCYUSD	(705.12)	Cash		0.00%	(705.12)	0.00	(705.12)	0.00
Total Custody Fee			(705.12)				(705.12)	0.00	(705.12)	0.00
Dividend	04/30/2025	31846V203	0.00	FIRST AMER:GVT OBLG Y		3.97%	3,705.50	0.00	3,705.50	0.00
Total Dividend			0.00				3,705.50	0.00	3,705.50	0.00
Management Fee	04/15/2025	CCYUSD	(6,411.99)	Cash		0.00%	(6,411.99)	0.00	(6,411.99)	0.00
Total Management Fee			(6,411.99)				(6,411.99)	0.00	(6,411.99)	0.00
Principal Paydown	04/15/2025	47800CAC0	19,423.91	JDOT 2023 A3 5.01 11/15/2027		3.39%	19,423.91	--	19,423.91	0.00
Principal Paydown	04/21/2025	43815JAC7	13,818.40	HAROT 2023-1 A3 5.04 04/21/2027		5.09%	13,818.40	--	13,818.40	(0.00)
Principal Paydown	04/25/2025	05592XAD2	12,445.21	BMWOT 2023-A A3 5.47 02/25/2028		5.47%	12,445.21	--	12,445.21	(0.00)
Total Principal Paydown			45,687.52				45,687.52	--	45,687.52	(0.00)
TOTAL OTHER TRANSACTIONS			(1,211,429.59)				1,513,171.58	0.00	1,513,171.58	(0.00)

INCOME EARNED



City of Orange | Account #10888 | As of April 30, 2025

Cusip	Security Description	Trade Date Settle Date Units	Book Value: Begin Book Value: Acq Book Value: Disp Book Value: End	Prior Accrued Inc. Received Ending Accrued Total Interest	Accr. Of Discount Amort. Of Premium Net Accret/Amort Income Earned	Total Income
CASH & EQUIVALENTS						
31846V203	FIRST AMER:GVT OBLG Y	409,027.82	416,386.34 7,806,355.56 (7,813,714.08) 409,027.82	0.00 1,383.62 0.00 1,383.62	0.00 0.00 0.00 1,383.62	1,383.62
CCYUSD	Receivable	3,705.50	1,383.62 0.00 0.00 3,705.50	0.00 0.00 0.00 0.00	0.00 0.00 0.00 0.00	0.00
Total Cash & Equivalents			412,733.32	1,383.62	1,383.62	1,383.62
FIXED INCOME						
02582JJZ4	AMXCA 2023-1 A 4.87 05/15/2026	06/07/2023 06/14/2023 350,000.00	349,984.62 0.00 0.00 349,985.75	757.56 1,420.42 757.56 1,420.42	1.13 0.00 1.13 1,421.55	1,421.55
02582JKD1	AMXCA 2023-3 A 5.23 09/15/2028	09/12/2023 09/19/2023 1,055,000.00	1,054,967.33 0.00 0.00 1,054,968.10	2,452.29 4,598.04 2,452.29 4,598.04	0.78 0.00 0.78 4,598.82	4,598.82
037833EB2	APPLE INC 0.7 02/08/2026	02/08/2021 02/08/2021 3,000,000.00	2,999,953.72 0.00 0.00 2,999,958.15	3,091.67 0.00 4,841.67 1,750.00	4.44 0.00 4.44 1,754.44	1,754.44
05522RDJ4	BACCT 2024-1 A 4.93 05/15/2029	06/06/2024 06/13/2024 505,000.00	504,976.36 0.00 0.00 504,976.83	1,106.51 2,074.71 1,106.51 2,074.71	0.47 0.00 0.47 2,075.18	2,075.18
05592XAD2	BMWOT 2023-A A3 5.47 02/25/2028	07/11/2023 07/18/2023 166,903.11	179,328.31 0.00 (12,445.21) 166,885.01	163.51 817.53 152.16 806.18	1.92 0.00 1.92 808.10	808.10

INCOME EARNED



City of Orange | Account #10888 | As of April 30, 2025

Cusip	Security Description	Trade Date Settle Date Units	Book Value: Begin Book Value: Acq Book Value: Disp Book Value: End	Prior Accrued Inc. Received Ending Accrued Total Interest	Accr. Of Discount Amort. Of Premium Net Accret/Amort Income Earned	Total Income
06051GGF0	BANK OF AMERICA CORP 3.824 01/20/2028	06/27/2024 06/28/2024 1,250,000.00	1,219,144.58 0.00 0.00 1,220,549.23	9,427.22 0.00 13,410.56 3,983.33	1,404.65 0.00 1,404.65 5,387.98	5,387.98
06368LAQ9	BANK OF MONTREAL 4.7 09/14/2027	03/30/2023 03/31/2023 1,000,000.00	995,349.39 0.00 0.00 995,505.10	2,219.44 0.00 6,136.11 3,916.67	155.71 0.00 155.71 4,072.38	4,072.38
096919AD7	BMWOT 2024-A A3 5.18 02/26/2029	06/04/2024 06/11/2024 450,000.00	449,943.33 0.00 0.00 449,944.52	388.50 1,942.50 388.50 1,942.50	1.19 0.00 1.19 1,943.69	1,943.69
096924AD7	BMWOT 2025-A A3 4.56 09/25/2029	02/04/2025 02/12/2025 680,000.00	679,934.93 0.00 0.00 679,936.12	516.80 2,584.00 516.80 2,584.00	1.19 0.00 1.19 2,585.19	2,585.19
14913UAX8	CATERPILLAR FINANCIAL SERVICES CORP 4.8 01/08/2030	01/06/2025 01/08/2025 960,000.00	958,231.42 0.00 0.00 958,261.86	10,624.00 0.00 14,464.00 3,840.00	30.44 0.00 30.44 3,870.44	3,870.44
161571HT4	CHAIT 2023-1 A 5.16 09/15/2028	09/07/2023 09/15/2023 1,060,000.00	1,059,796.88 0.00 0.00 1,059,801.70	2,430.93 4,558.00 2,430.93 4,558.00	4.82 0.00 4.82 4,562.82	4,562.82
171239AL0	CHUBB INA HOLDINGS LLC 4.65 08/15/2029	09/26/2024 09/27/2024 1,250,000.00	1,277,463.10 0.00 0.00 1,276,936.99	7,427.08 0.00 12,270.83 4,843.75	0.00 (526.11) (526.11) 4,317.64	4,317.64
17275RBR2	CISCO SYSTEMS INC 4.85 02/26/2029	02/27/2024 02/29/2024 1,250,000.00	1,250,506.08 0.00 0.00 1,250,495.20	5,894.10 0.00 10,946.18 5,052.08	0.00 (10.88) (10.88) 5,041.21	5,041.21
24422EXD6	JOHN DEERE CAPITAL CORP 5.15 09/08/2026	09/05/2023 09/08/2023 505,000.00	504,828.25 0.00 0.00 504,838.06	1,661.59 0.00 3,828.88 2,167.29	9.81 0.00 9.81 2,177.11	2,177.11

INCOME EARNED



City of Orange | Account #10888 | As of April 30, 2025

Cusip	Security Description	Trade Date Settle Date Units	Book Value: Begin Book Value: Acq Book Value: Disp Book Value: End	Prior Accrued Inc. Received Ending Accrued Total Interest	Accr. Of Discount Amort. Of Premium Net Accret/Amort Income Earned	Total Income
3130AEB25	FEDERAL HOME LOAN BANKS 3.25 06/09/2028	07/24/2023 07/25/2023 2,000,000.00	1,948,441.72 0.00 0.00 1,949,769.40	20,222.22 0.00 25,638.89 5,416.67	1,327.68 0.00 1,327.68 6,744.35	6,744.35
3130AMBG6	FEDERAL HOME LOAN BANKS 0.75 04/29/2025	05/04/2021 05/04/2021 0.00	2,400,000.00 0.00 (2,400,000.00) 0.00	7,600.00 9,000.00 0.00 1,400.00	0.00 0.00 0.00 1,400.00	1,400.00
3130ANA42	FEDERAL HOME LOAN BANKS 0.65 04/28/2025	07/28/2021 07/28/2021 0.00	4,000,000.00 0.00 (4,000,000.00) 0.00	4,550.00 6,500.00 0.00 1,950.00	0.00 0.00 0.00 1,950.00	1,950.00
3130ANDF4	FEDERAL HOME LOAN BANKS 0.9 07/29/2026	07/29/2021 07/29/2021 5,000,000.00	5,000,000.00 0.00 0.00 5,000,000.00	7,750.00 0.00 11,500.00 3,750.00	0.00 0.00 0.00 3,750.00	3,750.00
3130ATS57	FEDERAL HOME LOAN BANKS 4.5 03/10/2028	03/27/2023 03/28/2023 2,000,000.00	2,035,871.24 0.00 0.00 2,034,869.25	5,250.00 0.00 12,750.00 7,500.00	0.00 (1,001.99) (1,001.99) 6,498.01	6,498.01
3130AXQK7	FEDERAL HOME LOAN BANKS 4.75 12/08/2028	01/29/2024 01/30/2024 2,000,000.00	2,046,059.20 0.00 0.00 2,045,033.38	29,819.44 0.00 37,736.11 7,916.67	0.00 (1,025.82) (1,025.82) 6,890.85	6,890.85
3133EPCF0	FEDERAL FARM CREDIT BANKS FUNDING CORP 4.5 03/02/2026	03/27/2023 03/28/2023 2,000,000.00	2,008,353.08 0.00 0.00 2,007,605.05	7,250.00 0.00 14,750.00 7,500.00	0.00 (748.04) (748.04) 6,751.96	6,751.96
3133EPDJ1	FEDERAL FARM CREDIT BANKS FUNDING CORP 4.375 09/15/2027	03/27/2023 03/28/2023 2,000,000.00	2,025,129.19 0.00 0.00 2,024,288.75	3,888.89 0.00 11,180.56 7,291.67	0.00 (840.44) (840.44) 6,451.23	6,451.23
3133EPQC2	FEDERAL FARM CREDIT BANKS FUNDING CORP 4.625 07/17/2026	07/28/2023 07/31/2023 2,000,000.00	1,999,240.96 0.00 0.00 1,999,289.21	19,013.89 0.00 26,722.22 7,708.33	48.24 0.00 48.24 7,756.58	7,756.58

INCOME EARNED



City of Orange | Account #10888 | As of April 30, 2025

Cusip	Security Description	Trade Date Settle Date Units	Book Value: Begin Book Value: Acq Book Value: Disp Book Value: End	Prior Accrued Inc. Received Ending Accrued Total Interest	Accr. Of Discount Amort. Of Premium Net Accret/Amort Income Earned	Total Income
3133ERDH1	FEDERAL FARM CREDIT BANKS FUNDING CORP 4.75 04/30/2029	04/29/2024 04/30/2024 2,100,000.00	2,103,478.57 0.00 0.00 2,103,408.53	41,839.58 49,875.00 277.08 8,312.50	0.00 (70.04) (70.04) 8,242.46	8,242.46
3134GW3Z7	FEDERAL HOME LOAN MORTGAGE CORP 0.6 10/28/2025	10/28/2020 10/28/2020 8,050,000.00	8,050,000.00 0.00 0.00 8,050,000.00	20,527.50 24,150.00 402.50 4,025.00	0.00 0.00 0.00 4,025.00	4,025.00
36271VAD9	GMALT 2025-1 A3 4.66 02/21/2028	02/05/2025 02/12/2025 430,000.00	429,951.47 0.00 0.00 429,952.84	612.27 1,669.83 612.27 1,669.83	1.38 0.00 1.38 1,671.21	1,671.21
40139LBJ1	GUARDIAN LIFE GLOBAL FUNDING 4.179 09/26/2029	11/26/2024 11/27/2024 1,300,000.00	1,274,296.32 0.00 0.00 1,274,766.79	754.54 0.00 5,281.79 4,527.25	470.48 0.00 470.48 4,997.73	4,997.73
437076DC3	HOME DEPOT INC 4.75 06/25/2029	06/27/2024 06/28/2024 1,250,000.00	1,246,597.19 0.00 0.00 1,246,663.22	15,833.33 0.00 20,781.25 4,947.92	66.03 0.00 66.03 5,013.95	5,013.95
438123AC5	HAROT 2023-4 A3 5.67 06/21/2028	11/01/2023 11/08/2023 330,000.00	329,959.46 0.00 0.00 329,960.49	519.75 1,559.25 519.75 1,559.25	1.03 0.00 1.03 1,560.28	1,560.28
43813YAC6	HAROT 2024-3 A3 4.57 03/21/2029	08/09/2024 08/21/2024 630,000.00	629,914.22 0.00 0.00 629,916.00	799.75 2,399.25 799.75 2,399.25	1.77 0.00 1.77 2,401.02	2,401.02
43814VAC1	HAROT 2025-1 A3 4.57 09/21/2029	02/04/2025 02/11/2025 795,000.00	794,976.22 0.00 0.00 794,976.66	1,009.21 3,027.62 1,009.21 3,027.62	0.44 0.00 0.44 3,028.06	3,028.06
43815JAC7	HAROT 2023-1 A3 5.04 04/21/2027	02/16/2023 02/24/2023 143,201.34	157,005.32 0.00 (13,818.40) 143,188.71	219.83 659.48 200.48 640.13	1.80 0.00 1.80 641.93	641.93

INCOME EARNED



City of Orange | Account #10888 | As of April 30, 2025

Cusip	Security Description	Trade Date Settle Date Units	Book Value: Begin Book Value: Acq Book Value: Disp Book Value: End	Prior Accrued Inc. Received Ending Accrued Total Interest	Accr. Of Discount Amort. Of Premium Net Accret/Amort Income Earned	Total Income
44934QAD3	HART 2024-B A3 4.84 03/15/2029	07/16/2024 07/24/2024 285,000.00	284,963.36 0.00 0.00 284,964.12	613.07 1,149.50 613.07 1,149.50	0.76 0.00 0.76 1,150.26	1,150.26
44935CAD3	HART 2025-A A3 4.32 10/15/2029	03/04/2025 03/12/2025 635,000.00	634,907.46 0.00 0.00 634,909.13	1,447.80 2,514.60 1,219.20 2,286.00	1.67 0.00 1.67 2,287.67	2,287.67
44935DAD1	HALST 2025-B A3 4.53 04/17/2028	04/24/2025 04/30/2025 330,000.00	0.00 329,970.20 0.00 329,970.23	0.00 0.00 45.93 45.93	0.03 0.00 0.03 45.95	45.95
4581X0EKO	INTER-AMERICAN DEVELOPMENT BANK 4.5 05/15/2026	06/27/2023 07/06/2023 1,720,000.00	1,719,481.15 0.00 0.00 1,719,519.21	29,240.00 0.00 35,690.00 6,450.00	38.06 0.00 38.06 6,488.06	6,488.06
459058KT9	INTERNATIONAL BANK FOR RECONSTRUCTION AND DEVELOPM 3.5 07/12/2028	07/24/2023 07/26/2023 2,000,000.00	1,959,282.54 0.00 0.00 1,960,302.17	15,361.11 0.00 21,194.44 5,833.33	1,019.64 0.00 1,019.64 6,852.97	6,852.97
459058LR2	INTERNATIONAL BANK FOR RECONSTRUCTION AND DEVELOPM 4.125 03/20/2030	03/14/2025 03/20/2025 635,000.00	632,747.95 0.00 0.00 632,785.19	800.36 0.00 2,983.18 2,182.81	37.24 0.00 37.24 2,220.06	2,220.06
46647PBK1	JPMORGAN CHASE & CO 2.083 04/22/2026	05/31/2022 06/02/2022 0.00	1,248,745.52 0.00 (1,250,000.00) 0.00	11,499.90 13,018.75 0.00 1,518.85	1,254.48 0.00 1,254.48 2,773.34	2,773.34
47786WAD2	JDOT 2024-B A3 5.2 03/15/2029	06/11/2024 06/18/2024 510,000.00	509,916.83 0.00 0.00 509,918.56	1,178.67 2,210.00 1,178.67 2,210.00	1.73 0.00 1.73 2,211.73	2,211.73
47800CACO	JDOT 2023 A3 5.01 11/15/2027	02/22/2023 03/02/2023 322,836.46	342,225.61 0.00 (19,423.91) 322,804.70	762.10 1,428.94 718.85 1,385.69	3.00 0.00 3.00 1,388.69	1,388.69

INCOME EARNED



City of Orange | Account #10888 | As of April 30, 2025

Cusip	Security Description	Trade Date Settle Date Units	Book Value: Begin Book Value: Acq Book Value: Disp Book Value: End	Prior Accrued Inc. Received Ending Accrued Total Interest	Accr. Of Discount Amort. Of Premium Net Accret/Amort Income Earned	Total Income
47800DAD6	JDOT 2025 A3 4.23 09/17/2029	03/04/2025 03/11/2025 500,000.00	499,968.95 0.00 0.00 499,969.52	1,352.78 1,997.50 940.00 1,584.72	0.57 0.00 0.57 1,585.29	1,585.29
532457CQ9	ELI LILLY AND CO 4.2 08/14/2029	08/12/2024 08/14/2024 705,000.00	703,650.52 0.00 0.00 703,675.89	3,865.75 0.00 6,333.25 2,467.50	25.37 0.00 25.37 2,492.87	2,492.87
57629TBV8	MASSMUTUAL GLOBAL FUNDING II 4.95 01/10/2030	01/03/2025 01/10/2025 1,000,000.00	999,541.29 0.00 0.00 999,549.18	11,137.50 0.00 15,262.50 4,125.00	7.89 0.00 7.89 4,132.89	4,132.89
58933YBH7	MERCK & CO INC 4.05 05/17/2028	09/26/2024 09/27/2024 1,250,000.00	1,260,087.67 0.00 0.00 1,259,815.52	18,843.75 0.00 23,062.50 4,218.75	0.00 (272.15) (272.15) 3,946.60	3,946.60
59217GFT1	METROPOLITAN LIFE GLOBAL FUNDING I 4.9 01/09/2030	01/02/2025 01/09/2025 820,000.00	818,386.66 0.00 0.00 818,414.41	9,152.11 0.00 12,500.44 3,348.33	27.75 0.00 27.75 3,376.09	3,376.09
61747YET8	MORGAN STANLEY 4.679 07/17/2026	12/28/2022 12/30/2022 775,000.00	773,778.57 0.00 0.00 774,121.03	7,453.91 0.00 10,475.76 3,021.85	342.46 0.00 342.46 3,364.31	3,364.31
63743HFF4	NATIONAL RURAL UTILITIES COOPERATIVE FINANCE CORP 5.45 10/30/2025	10/20/2022 10/31/2022 495,000.00	494,871.58 0.00 0.00 494,889.75	11,315.56 13,488.75 74.94 2,248.13	18.17 0.00 18.17 2,266.30	2,266.30
64952WFK4	NEW YORK LIFE GLOBAL FUNDING 4.6 12/05/2029	12/02/2024 12/05/2024 830,000.00	829,557.21 0.00 0.00 829,564.99	12,302.44 0.00 15,484.11 3,181.67	7.77 0.00 7.77 3,189.44	3,189.44
69371RS80	PACCAR FINANCIAL CORP 4.6 01/31/2029	03/27/2024 03/28/2024 1,200,000.00	1,195,792.25 0.00 0.00 1,195,882.35	9,353.33 0.00 13,953.33 4,600.00	90.10 0.00 90.10 4,690.10	4,690.10

INCOME EARNED



City of Orange | Account #10888 | As of April 30, 2025

Cusip	Security Description	Trade Date Settle Date Units	Book Value: Begin Book Value: Acq Book Value: Disp Book Value: End	Prior Accrued Inc. Received Ending Accrued Total Interest	Accr. Of Discount Amort. Of Premium Net Accret/Amort Income Earned	Total Income
713448FL7	PEPSICO INC 3.6 02/18/2028	03/27/2024 03/28/2024 1,500,000.00	1,464,999.97 0.00 0.00 1,465,997.12	6,450.00 0.00 10,950.00 4,500.00	997.15 0.00 997.15 5,497.15	5,497.15
713448FQ6	PEPSICO INC 4.55 02/13/2026	02/13/2023 02/15/2023 195,000.00	194,967.12 0.00 0.00 194,970.23	1,183.00 0.00 1,922.38 739.38	3.10 0.00 3.10 742.48	742.48
713448FW3	PEPSICO INC 5.125 11/10/2026	11/08/2023 11/10/2023 380,000.00	379,944.96 0.00 0.00 379,947.76	7,627.71 0.00 9,250.63 1,622.92	2.81 0.00 2.81 1,625.73	1,625.73
78016FZW7	ROYAL BANK OF CANADA 4.9 01/12/2028	03/30/2023 03/31/2023 1,000,000.00	998,831.72 0.00 0.00 998,866.21	10,752.78 0.00 14,836.11 4,083.33	34.50 0.00 34.50 4,117.83	4,117.83
857477CU5	STATE STREET CORP 4.536 02/28/2028	02/25/2025 02/28/2025 1,285,000.00	1,285,000.00 0.00 0.00 1,285,000.00	5,343.03 0.00 10,200.33 4,857.30	0.00 0.00 0.00 4,857.30	4,857.30
89236THP3	TOYOTA MOTOR CREDIT CORP 0.8 10/16/2025	11/19/2020 11/19/2020 5,000,000.00	5,002,762.28 0.00 0.00 5,002,343.75	18,333.33 20,000.00 1,666.67 3,333.33	0.00 (418.53) (418.53) 2,914.81	2,914.81
907818GE2	UNION PACIFIC CORP 4.75 02/21/2026	02/13/2023 02/21/2023 470,000.00	469,907.73 0.00 0.00 469,916.22	2,480.56 0.00 4,340.97 1,860.42	8.49 0.00 8.49 1,868.91	1,868.91
9128285M8	UNITED STATES TREASURY 3.125 11/15/2028	12/28/2023 12/29/2023 2,000,000.00	1,951,791.05 0.00 0.00 1,952,883.40	23,653.31 0.00 28,832.87 5,179.56	1,092.35 0.00 1,092.35 6,271.91	6,271.91
91282CCZ2	UNITED STATES TREASURY 0.875 09/30/2026	09/30/2021 09/30/2021 3,000,000.00	2,994,172.59 0.00 0.00 2,994,492.19	71.72 0.00 2,223.36 2,151.64	319.60 0.00 319.60 2,471.24	2,471.24

INCOME EARNED



City of Orange | Account #10888 | As of April 30, 2025

Cusip	Security Description	Trade Date Settle Date Units	Book Value: Begin Book Value: Acq Book Value: Disp Book Value: End	Prior Accrued Inc. Received Ending Accrued Total Interest	Accr. Of Discount Amort. Of Premium Net Accret/Amort Income Earned	Total Income
91282CFJ5	UNITED STATES TREASURY 3.125 08/31/2029	10/30/2024 10/31/2024 2,000,000.00	1,922,462.91 0.00 0.00 1,923,905.01	5,434.78 0.00 10,529.89 5,095.11	1,442.10 0.00 1,442.10 6,537.21	6,537.21
91282CFL0	UNITED STATES TREASURY 3.875 09/30/2029	10/30/2024 10/31/2024 2,200,000.00	2,179,705.64 0.00 0.00 2,180,076.20	232.92 0.00 7,220.63 6,987.70	370.56 0.00 370.56 7,358.27	7,358.27
91282CFT3	UNITED STATES TREASURY 4.0 10/31/2029	04/29/2025 04/30/2025 2,500,000.00	0.00 2,523,535.16 0.00 2,523,520.85	0.00 0.00 271.74 271.74	0.00 (14.31) (14.31) 257.43	257.43
91282CGQ8	UNITED STATES TREASURY 4.0 02/28/2030	03/28/2025 03/28/2025 2,200,000.00	2,197,513.35 0.00 0.00 2,197,554.94	7,652.17 0.00 14,826.09 7,173.91	41.58 0.00 41.58 7,215.50	7,215.50
91282CGS4	UNITED STATES TREASURY 3.625 03/31/2030	04/29/2025 04/30/2025 2,500,000.00	0.00 2,480,664.06 0.00 2,480,674.83	0.00 (7,428.28) 7,675.89 247.61	10.77 0.00 10.77 258.37	258.37
91282CGT2	UNITED STATES TREASURY 3.625 03/31/2028	1,825,000.00	1,822,310.26 0.00 0.00 1,822,383.95	180.75 0.00 5,603.40 5,422.64	153.28 (79.59) 73.69 5,496.34	5,496.34
91282CKD2	UNITED STATES TREASURY 4.25 02/28/2029	03/27/2024 03/28/2024 2,200,000.00	2,205,259.16 0.00 0.00 2,205,148.75	8,130.43 0.00 15,752.72 7,622.28	0.00 (110.41) (110.41) 7,511.87	7,511.87
91282CKG5	UNITED STATES TREASURY 4.125 03/31/2029	05/28/2024 05/29/2024 2,200,000.00	2,167,904.99 0.00 0.00 2,168,564.48	247.95 0.00 7,686.48 7,438.52	659.49 0.00 659.49 8,098.01	8,098.01
91282CKP5	UNITED STATES TREASURY 4.625 04/30/2029	2,000,000.00	2,036,759.08 0.00 0.00 2,036,018.96	38,839.78 46,250.00 251.36 7,661.58	0.00 (740.12) (740.12) 6,921.46	6,921.46

INCOME EARNED



City of Orange | Account #10888 | As of April 30, 2025

Cusip	Security Description	Trade Date Settle Date Units	Book Value: Begin Book Value: Acq Book Value: Disp Book Value: End	Prior Accrued Inc. Received Ending Accrued Total Interest	Accr. Of Discount Amort. Of Premium Net Accret/Amort Income Earned	Total Income
91282CKT7	UNITED STATES TREASURY 4.5 05/31/2029	06/13/2024 06/14/2024 2,200,000.00	2,220,630.98 0.00 0.00 2,220,224.06	33,181.32 0.00 41,340.66 8,159.34	0.00 (406.92) (406.92) 7,752.42	7,752.42
91282CLC3	UNITED STATES TREASURY 4.0 07/31/2029	09/26/2024 09/27/2024 2,000,000.00	2,034,463.64 0.00 0.00 2,033,810.09	13,259.67 0.00 19,889.50 6,629.83	0.00 (653.55) (653.55) 5,976.29	5,976.29
91282CMA6	UNITED STATES TREASURY 4.125 11/30/2029	12/27/2024 12/30/2024 2,400,000.00	2,367,800.95 0.00 0.00 2,368,367.83	33,181.32 0.00 41,340.66 8,159.34	566.88 0.00 566.88 8,726.23	8,726.23
91282CMG3	UNITED STATES TREASURY 4.25 01/31/2030	04/29/2025 04/30/2025 2,500,000.00	0.00 2,550,488.28 0.00 2,550,459.21	0.00 (26,122.24) 26,415.75 293.51	0.00 (29.07) (29.07) 264.44	264.44
91324PEU2	UNITEDHEALTH GROUP INC 4.25 01/15/2029	05/28/2024 05/29/2024 1,000,000.00	973,134.93 0.00 0.00 973,716.84	8,972.22 0.00 12,513.89 3,541.67	581.91 0.00 581.91 4,123.58	4,123.58
92970QAE5	WFCIT 2024-2 A 4.29 10/15/2029	10/17/2024 10/24/2024 560,000.00	559,924.06 0.00 0.00 559,925.44	1,067.73 2,002.00 1,067.73 2,002.00	1.37 0.00 1.37 2,003.37	2,003.37
Total Fixed Income		104,637,940.91	104,301,834.91 7,884,657.70 (7,695,687.52) 104,496,555.19	607,578.05 187,345.15 702,204.70 281,971.79	12,698.05 (6,947.94) 5,750.10 287,721.90	287,721.90
TOTAL PORTFOLIO		105,050,674.23	104,719,604.87 15,691,013.26 (15,509,401.60) 104,909,288.51	607,578.05 188,728.77 702,204.70 283,355.41	12,698.05 (6,947.94) 5,750.10 289,105.52	289,105.52

CASH FLOW REPORT



City of Orange | Account #10888 | As of April 30, 2025

Payment Date	Transaction Type	CUSIP	Quantity	Security Description	Principal Amount	Income	Total Amount
MAY 2025							
05/01/2025	Dividend	31846V203	0.00	FIRST AMER:GVT OBLG Y	3,705.50		3,705.50
05/12/2025	Coupon	713448FW3	380,000.00	PEPSICO INC 5.125 11/10/2026		9,737.50	9,737.50
05/15/2025	Coupon	02582JJZ4	350,000.00	AMXCA 2023-1 A 4.87 05/15/2026		1,420.42	1,420.42
05/15/2025	Coupon	02582JKD1	1,055,000.00	AMXCA 2023-3 A 5.23 09/15/2028		4,598.04	4,598.04
05/15/2025	Coupon	05522RDJ4	505,000.00	BACCT 2024-1 A 4.93 05/15/2029		2,074.71	2,074.71
05/15/2025	Coupon	161571HT4	1,060,000.00	CHAIT 2023-1 A 5.16 09/15/2028		4,558.00	4,558.00
05/15/2025	Coupon	44934QAD3	285,000.00	HART 2024-B A3 4.84 03/15/2029		1,149.50	1,149.50
05/15/2025	Coupon	44935CAD3	635,000.00	HART 2025-A A3 4.32 10/15/2029		2,286.00	2,286.00
05/15/2025	Coupon	44935DAD1	330,000.00	HALST 2025-B A3 4.53 04/17/2028		622.88	622.88
05/15/2025	Coupon	4581X0EK0	1,720,000.00	INTER-AMERICAN DEVELOPMENT BANK 4.5 05/15/2026		38,700.00	38,700.00
05/15/2025	Coupon	47786WAD2	510,000.00	JDOT 2024-B A3 5.2 03/15/2029		2,210.00	2,210.00
05/15/2025	Coupon	47800CAC0	322,836.46	JDOT 2023 A3 5.01 11/15/2027		1,359.10	1,359.10
05/15/2025	Principal Paydown	47800CAC0	322,836.46	JDOT 2023 A3 5.01 11/15/2027	22,658.61		22,658.61
05/15/2025	Coupon	47800DAD6	500,000.00	JDOT 2025 A3 4.23 09/17/2029		1,762.50	1,762.50
05/15/2025	Coupon	9128285M8	2,000,000.00	UNITED STATES TREASURY 3.125 11/15/2028		31,250.00	31,250.00
05/15/2025	Coupon	92970QAE5	560,000.00	WFCIT 2024-2 A 4.29 10/15/2029		2,002.00	2,002.00
05/19/2025	Coupon	58933YBH7	1,250,000.00	MERCK & CO INC 4.05 05/17/2028		25,312.50	25,312.50
05/20/2025	Coupon	36271VAD9	430,000.00	GMALT 2025-1 A3 4.66 02/21/2028		1,669.83	1,669.83
05/21/2025	Coupon	438123AC5	330,000.00	HAROT 2023-4 A3 5.67 06/21/2028		1,559.25	1,559.25
05/21/2025	Coupon	43813YAC6	630,000.00	HAROT 2024-3 A3 4.57 03/21/2029		2,399.25	2,399.25
05/21/2025	Coupon	43814VAC1	795,000.00	HAROT 2025-1 A3 4.57 09/21/2029		3,027.63	3,027.63
05/21/2025	Coupon	43815JAC7	143,201.34	HAROT 2023-1 A3 5.04 04/21/2027		617.26	617.26
05/21/2025	Principal Paydown	43815JAC7	143,201.34	HAROT 2023-1 A3 5.04 04/21/2027	12,925.14		12,925.14
05/26/2025	Coupon	05592XAD2	166,903.11	BMWOT 2023-A A3 5.47 02/25/2028		764.78	764.78
05/26/2025	Principal Paydown	05592XAD2	166,903.11	BMWOT 2023-A A3 5.47 02/25/2028	11,005.39		11,005.39
05/26/2025	Coupon	096919AD7	450,000.00	BMWOT 2024-A A3 5.18 02/26/2029		1,942.50	1,942.50
05/26/2025	Coupon	096924AD7	680,000.00	BMWOT 2025-A A3 4.56 09/25/2029		2,584.00	2,584.00
May 2025 Total					50,294.64	143,607.65	193,902.29
JUNE 2025							
06/02/2025	Coupon	91282CKT7	2,200,000.00	UNITED STATES TREASURY 4.5 05/31/2029		49,500.00	49,500.00

CASH FLOW REPORT



City of Orange | Account #10888 | As of April 30, 2025

Payment Date	Transaction Type	CUSIP	Quantity	Security Description	Principal Amount	Income	Total Amount
06/02/2025	Coupon	91282CMA6	2,400,000.00	UNITED STATES TREASURY 4.125 11/30/2029		49,500.00	49,500.00
06/05/2025	Coupon	64952WFK4	830,000.00	NEW YORK LIFE GLOBAL FUNDING 4.6 12/05/2029		19,090.00	19,090.00
06/09/2025	Coupon	3130AEB25	2,000,000.00	FEDERAL HOME LOAN BANKS 3.25 06/09/2028		32,500.00	32,500.00
06/09/2025	Coupon	3130AXQK7	2,000,000.00	FEDERAL HOME LOAN BANKS 4.75 12/08/2028		47,500.00	47,500.00
06/16/2025	Coupon	02582JJZ4	350,000.00	AMXCA 2023-1 A 4.87 05/15/2026		1,420.42	1,420.42
06/16/2025	Coupon	02582JKD1	1,055,000.00	AMXCA 2023-3 A 5.23 09/15/2028		4,598.04	4,598.04
06/16/2025	Coupon	05522RDJ4	505,000.00	BACCT 2024-1 A 4.93 05/15/2029		2,074.71	2,074.71
06/16/2025	Coupon	161571HT4	1,060,000.00	CHAIT 2023-1 A 5.16 09/15/2028		4,558.00	4,558.00
06/16/2025	Coupon	44934QAD3	285,000.00	HART 2024-B A3 4.84 03/15/2029		1,149.50	1,149.50
06/16/2025	Coupon	44935CAD3	635,000.00	HART 2025-A A3 4.32 10/15/2029		2,286.00	2,286.00
06/16/2025	Coupon	44935DAD1	330,000.00	HALST 2025-B A3 4.53 04/17/2028		1,245.75	1,245.75
06/16/2025	Coupon	47786WAD2	510,000.00	JDOT 2024-B A3 5.2 03/15/2029		2,210.00	2,210.00
06/16/2025	Coupon	47800CAC0	322,836.46	JDOT 2023 A3 5.01 11/15/2027		1,264.50	1,264.50
06/16/2025	Principal Paydown	47800CAC0	322,836.46	JDOT 2023 A3 5.01 11/15/2027	20,391.67		20,391.67
06/16/2025	Coupon	47800DAD6	500,000.00	JDOT 2025 A3 4.23 09/17/2029		1,762.50	1,762.50
06/16/2025	Coupon	92970QAE5	560,000.00	WFCIT 2024-2 A 4.29 10/15/2029		2,002.00	2,002.00
06/20/2025	Coupon	36271VAD9	430,000.00	GMALT 2025-1 A3 4.66 02/21/2028		1,669.83	1,669.83
06/23/2025	Coupon	438123AC5	330,000.00	HAROT 2023-4 A3 5.67 06/21/2028		1,559.25	1,559.25
06/23/2025	Coupon	43813YAC6	630,000.00	HAROT 2024-3 A3 4.57 03/21/2029		2,399.25	2,399.25
06/23/2025	Coupon	43814VAC1	795,000.00	HAROT 2025-1 A3 4.57 09/21/2029		3,027.63	3,027.63
06/23/2025	Coupon	43815JAC7	143,201.34	HAROT 2023-1 A3 5.04 04/21/2027		562.98	562.98
06/23/2025	Principal Paydown	43815JAC7	143,201.34	HAROT 2023-1 A3 5.04 04/21/2027	12,640.49		12,640.49
06/25/2025	Coupon	05592XAD2	166,903.11	BMWOT 2023-A A3 5.47 02/25/2028		714.61	714.61
06/25/2025	Principal Paydown	05592XAD2	166,903.11	BMWOT 2023-A A3 5.47 02/25/2028	10,796.27		10,796.27
06/25/2025	Coupon	096919AD7	450,000.00	BMWOT 2024-A A3 5.18 02/26/2029		1,942.50	1,942.50
06/25/2025	Coupon	096924AD7	680,000.00	BMWOT 2025-A A3 4.56 09/25/2029		2,584.00	2,584.00
06/25/2025	Coupon	437076DC3	1,250,000.00	HOME DEPOT INC 4.75 06/25/2029		29,687.50	29,687.50
June 2025 Total					43,828.43	266,808.97	310,637.40
JULY 2025							
07/08/2025	Coupon	14913UAX8	960,000.00	CATERPILLAR FINANCIAL SERVICES CORP 4.8 01/08/2030		23,040.00	23,040.00

CASH FLOW REPORT



City of Orange | Account #10888 | As of April 30, 2025

Payment Date	Transaction Type	CUSIP	Quantity	Security Description	Principal Amount	Income	Total Amount
07/09/2025	Coupon	59217GFT1	820,000.00	METROPOLITAN LIFE GLOBAL FUNDING I 4.9 01/09/2030		20,090.00	20,090.00
07/10/2025	Coupon	57629TBV8	1,000,000.00	MASSMUTUAL GLOBAL FUNDING II 4.95 01/10/2030		24,750.00	24,750.00
07/14/2025	Coupon	459058KT9	2,000,000.00	INTERNATIONAL BANK FOR RECONSTRUCTION AND DEVELOPM 3.5 07/12/2028		35,000.00	35,000.00
07/14/2025	Coupon	78016FZW7	1,000,000.00	ROYAL BANK OF CANADA 4.9 01/12/2028		24,500.00	24,500.00
07/15/2025	Coupon	02582JJZ4	350,000.00	AMXCA 2023-1 A 4.87 05/15/2026		1,420.42	1,420.42
07/15/2025	Coupon	02582JKD1	1,055,000.00	AMXCA 2023-3 A 5.23 09/15/2028		4,598.04	4,598.04
07/15/2025	Coupon	05522RDJ4	505,000.00	BACCT 2024-1 A 4.93 05/15/2029		2,074.71	2,074.71
07/15/2025	Coupon	161571HT4	1,060,000.00	CHAIT 2023-1 A 5.16 09/15/2028		4,558.00	4,558.00
07/15/2025	Coupon	44934QAD3	285,000.00	HART 2024-B A3 4.84 03/15/2029		1,149.50	1,149.50
07/15/2025	Coupon	44935CAD3	635,000.00	HART 2025-A A3 4.32 10/15/2029		2,286.00	2,286.00
07/15/2025	Coupon	44935DAD1	330,000.00	HALST 2025-B A3 4.53 04/17/2028		1,245.75	1,245.75
07/15/2025	Coupon	47786WAD2	510,000.00	JDOT 2024-B A3 5.2 03/15/2029		2,210.00	2,210.00
07/15/2025	Coupon	47800CAC0	322,836.46	JDOT 2023 A3 5.01 11/15/2027		1,179.37	1,179.37
07/15/2025	Principal Paydown	47800CAC0	322,836.46	JDOT 2023 A3 5.01 11/15/2027	20,951.82		20,951.82
07/15/2025	Coupon	47800DAD6	500,000.00	JDOT 2025 A3 4.23 09/17/2029		1,762.50	1,762.50
07/15/2025	Coupon	91324PEU2	1,000,000.00	UNITEDHEALTH GROUP INC 4.25 01/15/2029		21,250.00	21,250.00
07/15/2025	Coupon	92970QAE5	560,000.00	WFCIT 2024-2 A 4.29 10/15/2029		2,002.00	2,002.00
07/17/2025	Coupon	3133EPQC2	2,000,000.00	FEDERAL FARM CREDIT BANKS FUNDING CORP 4.625 07/17/2026		46,250.00	46,250.00
07/17/2025	Coupon	61747YET8	775,000.00	MORGAN STANLEY 4.679 07/17/2026		18,131.13	18,131.13
07/17/2025	Effective Maturity	61747YET8	775,000.00	MORGAN STANLEY 4.679 07/17/2026	775,000.00		775,000.00
07/21/2025	Coupon	06051GGF0	1,250,000.00	BANK OF AMERICA CORP 3.824 01/20/2028		23,900.00	23,900.00
07/21/2025	Coupon	36271VAD9	430,000.00	GMALT 2025-1 A3 4.66 02/21/2028		1,669.83	1,669.83
07/21/2025	Coupon	438123AC5	330,000.00	HAROT 2023-4 A3 5.67 06/21/2028		1,559.25	1,559.25
07/21/2025	Coupon	43813YAC6	630,000.00	HAROT 2024-3 A3 4.57 03/21/2029		2,399.25	2,399.25
07/21/2025	Coupon	43814VAC1	795,000.00	HAROT 2025-1 A3 4.57 09/21/2029		3,027.63	3,027.63
07/21/2025	Coupon	43815JAC7	143,201.34	HAROT 2023-1 A3 5.04 04/21/2027		509.89	509.89
07/21/2025	Principal Paydown	43815JAC7	143,201.34	HAROT 2023-1 A3 5.04 04/21/2027	12,340.95		12,340.95
07/25/2025	Coupon	05592XAD2	166,903.11	BMWOT 2023-A A3 5.47 02/25/2028		665.40	665.40

CASH FLOW REPORT



City of Orange | Account #10888 | As of April 30, 2025

Payment Date	Transaction Type	CUSIP	Quantity	Security Description	Principal Amount	Income	Total Amount
07/25/2025	Principal Paydown	05592XAD2	166,903.11	BMWOT 2023-A A3 5.47 02/25/2028	10,578.39		10,578.39
07/25/2025	Coupon	096919AD7	450,000.00	BMWOT 2024-A A3 5.18 02/26/2029		1,942.50	1,942.50
07/25/2025	Coupon	096924AD7	680,000.00	BMWOT 2025-A A3 4.56 09/25/2029		2,584.00	2,584.00
07/29/2025	Coupon	3130ANDF4	5,000,000.00	FEDERAL HOME LOAN BANKS 0.9 07/29/2026		22,500.00	22,500.00
07/31/2025	Coupon	69371RS80	1,200,000.00	PACCAR FINANCIAL CORP 4.6 01/31/2029		27,600.00	27,600.00
07/31/2025	Coupon	91282CLC3	2,000,000.00	UNITED STATES TREASURY 4.0 07/31/2029		40,000.00	40,000.00
07/31/2025	Coupon	91282CMG3	2,500,000.00	UNITED STATES TREASURY 4.25 01/31/2030		53,125.00	53,125.00
July 2025 Total					818,871.17	418,980.16	1,237,851.33
AUGUST 2025							
08/08/2025	Coupon	037833EB2	3,000,000.00	APPLE INC 0.7 02/08/2026		10,500.00	10,500.00
08/13/2025	Coupon	713448FQ6	195,000.00	PEPSICO INC 4.55 02/13/2026		4,436.25	4,436.25
08/14/2025	Coupon	532457CQ9	705,000.00	ELI LILLY AND CO 4.2 08/14/2029		14,805.00	14,805.00
08/15/2025	Coupon	02582JJZ4	350,000.00	AMXCA 2023-1 A 4.87 05/15/2026		1,420.42	1,420.42
08/15/2025	Coupon	02582JKD1	1,055,000.00	AMXCA 2023-3 A 5.23 09/15/2028		4,598.04	4,598.04
08/15/2025	Coupon	05522RDJ4	505,000.00	BACCT 2024-1 A 4.93 05/15/2029		2,074.71	2,074.71
08/15/2025	Coupon	161571HT4	1,060,000.00	CHAIT 2023-1 A 5.16 09/15/2028		4,558.00	4,558.00
08/15/2025	Coupon	171239AL0	1,250,000.00	CHUBB INA HOLDINGS LLC 4.65 08/15/2029		29,062.50	29,062.50
08/15/2025	Coupon	44934QAD3	285,000.00	HART 2024-B A3 4.84 03/15/2029		1,149.50	1,149.50
08/15/2025	Coupon	44935CAD3	635,000.00	HART 2025-A A3 4.32 10/15/2029		2,286.00	2,286.00
08/15/2025	Coupon	44935DAD1	330,000.00	HALST 2025-B A3 4.53 04/17/2028		1,245.75	1,245.75
08/15/2025	Coupon	47786WAD2	510,000.00	JDOT 2024-B A3 5.2 03/15/2029		2,210.00	2,210.00
08/15/2025	Coupon	47800CAC0	322,836.46	JDOT 2023 A3 5.01 11/15/2027		1,091.89	1,091.89
08/15/2025	Principal Paydown	47800CAC0	322,836.46	JDOT 2023 A3 5.01 11/15/2027	19,256.61		19,256.61
08/15/2025	Coupon	47800DAD6	500,000.00	JDOT 2025 A3 4.23 09/17/2029		1,762.50	1,762.50
08/15/2025	Coupon	92970QAE5	560,000.00	WFCIT 2024-2 A 4.29 10/15/2029		2,002.00	2,002.00
08/18/2025	Coupon	713448FL7	1,500,000.00	PEPSICO INC 3.6 02/18/2028		27,000.00	27,000.00
08/20/2025	Coupon	36271VAD9	430,000.00	GMALT 2025-1 A3 4.66 02/21/2028		1,669.83	1,669.83
08/21/2025	Coupon	438123AC5	330,000.00	HAROT 2023-4 A3 5.67 06/21/2028		1,559.25	1,559.25
08/21/2025	Principal Paydown	438123AC5	330,000.00	HAROT 2023-4 A3 5.67 06/21/2028	13,014.84		13,014.84
08/21/2025	Coupon	43813YAC6	630,000.00	HAROT 2024-3 A3 4.57 03/21/2029		2,399.25	2,399.25
08/21/2025	Coupon	43814VAC1	795,000.00	HAROT 2025-1 A3 4.57 09/21/2029		3,027.63	3,027.63
08/21/2025	Coupon	43815JAC7	143,201.34	HAROT 2023-1 A3 5.04 04/21/2027		458.06	458.06

CASH FLOW REPORT



City of Orange | Account #10888 | As of April 30, 2025

Payment Date	Transaction Type	CUSIP	Quantity	Security Description	Principal Amount	Income	Total Amount
08/21/2025	Principal Paydown	43815JAC7	143,201.34	HAROT 2023-1 A3 5.04 04/21/2027	11,964.25		11,964.25
08/21/2025	Coupon	907818GE2	470,000.00	UNION PACIFIC CORP 4.75 02/21/2026		11,162.50	11,162.50
08/25/2025	Coupon	05592XAD2	166,903.11	BMWOT 2023-A A3 5.47 02/25/2028		617.18	617.18
08/25/2025	Principal Paydown	05592XAD2	166,903.11	BMWOT 2023-A A3 5.47 02/25/2028	10,261.86		10,261.86
08/25/2025	Coupon	096919AD7	450,000.00	BMWOT 2024-A A3 5.18 02/26/2029		1,942.50	1,942.50
08/25/2025	Coupon	096924AD7	680,000.00	BMWOT 2025-A A3 4.56 09/25/2029		2,584.00	2,584.00
08/26/2025	Coupon	17275RBR2	1,250,000.00	CISCO SYSTEMS INC 4.85 02/26/2029		30,312.50	30,312.50
08/28/2025	Coupon	857477CU5	1,285,000.00	STATE STREET CORP 4.536 02/28/2028		29,143.80	29,143.80
August 2025 Total					54,497.55	195,079.06	249,576.61
SEPTEMBER 2025							
09/02/2025	Coupon	3133EPCF0	2,000,000.00	FEDERAL FARM CREDIT BANKS FUNDING CORP 4.5 03/02/2026		45,000.00	45,000.00
09/02/2025	Coupon	91282CFJ5	2,000,000.00	UNITED STATES TREASURY 3.125 08/31/2029		31,250.00	31,250.00
09/02/2025	Coupon	91282CGQ8	2,200,000.00	UNITED STATES TREASURY 4.0 02/28/2030		44,000.00	44,000.00
09/02/2025	Coupon	91282CKD2	2,200,000.00	UNITED STATES TREASURY 4.25 02/28/2029		46,750.00	46,750.00
09/08/2025	Coupon	24422EXD6	505,000.00	JOHN DEERE CAPITAL CORP 5.15 09/08/2026		13,003.75	13,003.75
09/10/2025	Coupon	3130ATS57	2,000,000.00	FEDERAL HOME LOAN BANKS 4.5 03/10/2028		45,000.00	45,000.00
09/15/2025	Coupon	02582JJZ4	350,000.00	AMXCA 2023-1 A 4.87 05/15/2026		1,420.42	1,420.42
09/15/2025	Coupon	02582JKD1	1,055,000.00	AMXCA 2023-3 A 5.23 09/15/2028		4,598.04	4,598.04
09/15/2025	Coupon	05522RDJ4	505,000.00	BACCT 2024-1 A 4.93 05/15/2029		2,074.71	2,074.71
09/15/2025	Coupon	06368LAQ9	1,000,000.00	BANK OF MONTREAL 4.7 09/14/2027		23,500.00	23,500.00
09/15/2025	Coupon	161571HT4	1,060,000.00	CHAIT 2023-1 A 5.16 09/15/2028		4,558.00	4,558.00
09/15/2025	Coupon	3133EPDJ1	2,000,000.00	FEDERAL FARM CREDIT BANKS FUNDING CORP 4.375 09/15/2027		43,750.00	43,750.00
09/15/2025	Coupon	44934QAD3	285,000.00	HART 2024-B A3 4.84 03/15/2029		1,149.50	1,149.50
09/15/2025	Coupon	44935CAD3	635,000.00	HART 2025-A A3 4.32 10/15/2029		2,286.00	2,286.00
09/15/2025	Coupon	44935DAD1	330,000.00	HALST 2025-B A3 4.53 04/17/2028		1,245.75	1,245.75
09/15/2025	Coupon	47786WAD2	510,000.00	JDOT 2024-B A3 5.2 03/15/2029		2,210.00	2,210.00
09/15/2025	Coupon	47800CAC0	322,836.46	JDOT 2023 A3 5.01 11/15/2027		1,011.50	1,011.50
09/15/2025	Principal Paydown	47800CAC0	322,836.46	JDOT 2023 A3 5.01 11/15/2027	19,624.89		19,624.89
09/15/2025	Coupon	47800DAD6	500,000.00	JDOT 2025 A3 4.23 09/17/2029		1,762.50	1,762.50
09/15/2025	Coupon	92970QAE5	560,000.00	WFCIT 2024-2 A 4.29 10/15/2029		2,002.00	2,002.00

CASH FLOW REPORT



City of Orange | Account #10888 | As of April 30, 2025

Payment Date	Transaction Type	CUSIP	Quantity	Security Description	Principal Amount	Income	Total Amount
09/22/2025	Coupon	36271VAD9	430,000.00	GMALT 2025-1 A3 4.66 02/21/2028		1,669.83	1,669.83
09/22/2025	Coupon	438123AC5	330,000.00	HAROT 2023-4 A3 5.67 06/21/2028		1,497.75	1,497.75
09/22/2025	Principal Paydown	438123AC5	330,000.00	HAROT 2023-4 A3 5.67 06/21/2028	19,184.50		19,184.50
09/22/2025	Coupon	43813YAC6	630,000.00	HAROT 2024-3 A3 4.57 03/21/2029		2,399.25	2,399.25
09/22/2025	Coupon	43814VAC1	795,000.00	HAROT 2025-1 A3 4.57 09/21/2029		3,027.63	3,027.63
09/22/2025	Coupon	43815JAC7	143,201.34	HAROT 2023-1 A3 5.04 04/21/2027		407.81	407.81
09/22/2025	Principal Paydown	43815JAC7	143,201.34	HAROT 2023-1 A3 5.04 04/21/2027	11,677.85		11,677.85
09/22/2025	Coupon	459058LR2	635,000.00	INTERNATIONAL BANK FOR RECONSTRUCTION AND DEVELOPM 4.125 03/20/2030		13,096.88	13,096.88
09/25/2025	Coupon	05592XAD2	166,903.11	BMWOT 2023-A A3 5.47 02/25/2028		570.40	570.40
09/25/2025	Principal Paydown	05592XAD2	166,903.11	BMWOT 2023-A A3 5.47 02/25/2028	10,050.88		10,050.88
09/25/2025	Coupon	096919AD7	450,000.00	BMWOT 2024-A A3 5.18 02/26/2029		1,942.50	1,942.50
09/25/2025	Coupon	096924AD7	680,000.00	BMWOT 2025-A A3 4.56 09/25/2029		2,584.00	2,584.00
09/26/2025	Coupon	40139LBJ1	1,300,000.00	GUARDIAN LIFE GLOBAL FUNDING 4.179 09/26/2029		27,163.50	27,163.50
09/30/2025	Coupon	91282CCZ2	3,000,000.00	UNITED STATES TREASURY 0.875 09/30/2026		13,125.00	13,125.00
09/30/2025	Coupon	91282CFL0	2,200,000.00	UNITED STATES TREASURY 3.875 09/30/2029		42,625.00	42,625.00
09/30/2025	Coupon	91282CGS4	2,500,000.00	UNITED STATES TREASURY 3.625 03/31/2030		45,312.50	45,312.50
09/30/2025	Coupon	91282CGT2	1,825,000.00	UNITED STATES TREASURY 3.625 03/31/2028		33,078.13	33,078.13
09/30/2025	Coupon	91282CKG5	2,200,000.00	UNITED STATES TREASURY 4.125 03/31/2029		45,375.00	45,375.00
September 2025 Total					60,538.11	550,447.34	610,985.45
OCTOBER 2025							
10/15/2025	Coupon	02582JJZ4	350,000.00	AMXCA 2023-1 A 4.87 05/15/2026		1,420.42	1,420.42
10/15/2025	Coupon	02582JKD1	1,055,000.00	AMXCA 2023-3 A 5.23 09/15/2028		4,598.04	4,598.04
10/15/2025	Coupon	05522RDJ4	505,000.00	BACCT 2024-1 A 4.93 05/15/2029		2,074.71	2,074.71
10/15/2025	Coupon	161571HT4	1,060,000.00	CHAIT 2023-1 A 5.16 09/15/2028		4,558.00	4,558.00
10/15/2025	Coupon	44934QAD3	285,000.00	HART 2024-B A3 4.84 03/15/2029		1,149.50	1,149.50
10/15/2025	Coupon	44935CAD3	635,000.00	HART 2025-A A3 4.32 10/15/2029		2,286.00	2,286.00
10/15/2025	Coupon	44935DAD1	330,000.00	HALST 2025-B A3 4.53 04/17/2028		1,245.75	1,245.75
10/15/2025	Coupon	47786WAD2	510,000.00	JDOT 2024-B A3 5.2 03/15/2029		2,210.00	2,210.00
10/15/2025	Coupon	47800CAC0	322,836.46	JDOT 2023 A3 5.01 11/15/2027		929.56	929.56

CASH FLOW REPORT



City of Orange | Account #10888 | As of April 30, 2025

Payment Date	Transaction Type	CUSIP	Quantity	Security Description	Principal Amount	Income	Total Amount
10/15/2025	Principal Paydown	47800CAC0	322,836.46	JDOT 2023 A3 5.01 11/15/2027	23,332.67		23,332.67
10/15/2025	Coupon	47800DAD6	500,000.00	JDOT 2025 A3 4.23 09/17/2029		1,762.50	1,762.50
10/15/2025	Coupon	92970QAE5	560,000.00	WFCIT 2024-2 A 4.29 10/15/2029		2,002.00	2,002.00
10/16/2025	Coupon	89236THP3	5,000,000.00	TOYOTA MOTOR CREDIT CORP 0.8 10/16/2025		20,000.00	20,000.00
10/16/2025	Final Maturity	89236THP3	5,000,000.00	TOYOTA MOTOR CREDIT CORP 0.8 10/16/2025	5,000,000.00		5,000,000.00
10/20/2025	Coupon	36271VAD9	430,000.00	GMALT 2025-1 A3 4.66 02/21/2028		1,669.83	1,669.83
10/21/2025	Coupon	438123AC5	330,000.00	HAROT 2023-4 A3 5.67 06/21/2028		1,407.11	1,407.11
10/21/2025	Principal Paydown	438123AC5	330,000.00	HAROT 2023-4 A3 5.67 06/21/2028	18,417.17		18,417.17
10/21/2025	Coupon	43813YAC6	630,000.00	HAROT 2024-3 A3 4.57 03/21/2029		2,399.25	2,399.25
10/21/2025	Coupon	43814VAC1	795,000.00	HAROT 2025-1 A3 4.57 09/21/2029		3,027.63	3,027.63
10/21/2025	Coupon	43815JAC7	143,201.34	HAROT 2023-1 A3 5.04 04/21/2027		358.76	358.76
10/21/2025	Principal Paydown	43815JAC7	143,201.34	HAROT 2023-1 A3 5.04 04/21/2027	11,244.65		11,244.65
10/27/2025	Coupon	05592XAD2	166,903.11	BMWOT 2023-A A3 5.47 02/25/2028		524.59	524.59
10/27/2025	Principal Paydown	05592XAD2	166,903.11	BMWOT 2023-A A3 5.47 02/25/2028	9,671.57		9,671.57
10/27/2025	Coupon	096919AD7	450,000.00	BMWOT 2024-A A3 5.18 02/26/2029		1,942.50	1,942.50
10/27/2025	Coupon	096924AD7	680,000.00	BMWOT 2025-A A3 4.56 09/25/2029		2,584.00	2,584.00
10/28/2025	Coupon	3134GW3Z7	8,050,000.00	FEDERAL HOME LOAN MORTGAGE CORP 0.6 10/28/2025		24,150.00	24,150.00
10/28/2025	Final Maturity	3134GW3Z7	8,050,000.00	FEDERAL HOME LOAN MORTGAGE CORP 0.6 10/28/2025	8,050,000.00		8,050,000.00
10/30/2025	Coupon	3133ERDH1	2,100,000.00	FEDERAL FARM CREDIT BANKS FUNDING CORP 4.75 04/30/2029		49,875.00	49,875.00
10/30/2025	Coupon	63743HFF4	495,000.00	NATIONAL RURAL UTILITIES COOPERATIVE FINANCE CORP 5.45 10/30/2025		13,488.75	13,488.75
10/30/2025	Final Maturity	63743HFF4	495,000.00	NATIONAL RURAL UTILITIES COOPERATIVE FINANCE CORP 5.45 10/30/2025	495,000.00		495,000.00
10/31/2025	Coupon	91282CFT3	2,500,000.00	UNITED STATES TREASURY 4.0 10/31/2029		50,000.00	50,000.00
10/31/2025	Coupon	91282CKP5	2,000,000.00	UNITED STATES TREASURY 4.625 04/30/2029		46,250.00	46,250.00
October 2025 Total					13,607,666.05	241,913.90	13,849,579.95
NOVEMBER 2025							
11/10/2025	Coupon	713448FW3	380,000.00	PEPSICO INC 5.125 11/10/2026		9,737.50	9,737.50
11/17/2025	Coupon	02582JJZ4	350,000.00	AMXCA 2023-1 A 4.87 05/15/2026		1,420.42	1,420.42
11/17/2025	Coupon	02582JKD1	1,055,000.00	AMXCA 2023-3 A 5.23 09/15/2028		4,598.04	4,598.04

CASH FLOW REPORT



City of Orange | Account #10888 | As of April 30, 2025

Payment Date	Transaction Type	CUSIP	Quantity	Security Description	Principal Amount	Income	Total Amount
11/17/2025	Coupon	05522RDJ4	505,000.00	BACCT 2024-1 A 4.93 05/15/2029		2,074.71	2,074.71
11/17/2025	Coupon	161571HT4	1,060,000.00	CHAIT 2023-1 A 5.16 09/15/2028		4,558.00	4,558.00
11/17/2025	Coupon	44934QAD3	285,000.00	HART 2024-B A3 4.84 03/15/2029		1,149.50	1,149.50
11/17/2025	Coupon	44935CAD3	635,000.00	HART 2025-A A3 4.32 10/15/2029		2,286.00	2,286.00
11/17/2025	Coupon	44935DAD1	330,000.00	HALST 2025-B A3 4.53 04/17/2028		1,245.75	1,245.75
11/17/2025	Coupon	4581X0EK0	1,720,000.00	INTER-AMERICAN DEVELOPMENT BANK 4.5 05/15/2026		38,700.00	38,700.00
11/17/2025	Coupon	47786WAD2	510,000.00	JDOT 2024-B A3 5.2 03/15/2029		2,210.00	2,210.00
11/17/2025	Coupon	47800CAC0	322,836.46	JDOT 2023 A3 5.01 11/15/2027		832.15	832.15
11/17/2025	Principal Paydown	47800CAC0	322,836.46	JDOT 2023 A3 5.01 11/15/2027	27,281.69		27,281.69
11/17/2025	Coupon	47800DAD6	500,000.00	JDOT 2025 A3 4.23 09/17/2029		1,762.50	1,762.50
11/17/2025	Coupon	58933YBH7	1,250,000.00	MERCK & CO INC 4.05 05/17/2028		25,312.50	25,312.50
11/17/2025	Coupon	9128285M8	2,000,000.00	UNITED STATES TREASURY 3.125 11/15/2028		31,250.00	31,250.00
11/17/2025	Coupon	92970QAE5	560,000.00	WFCIT 2024-2 A 4.29 10/15/2029		2,002.00	2,002.00
11/20/2025	Coupon	36271VAD9	430,000.00	GMALT 2025-1 A3 4.66 02/21/2028		1,669.83	1,669.83
11/21/2025	Coupon	438123AC5	330,000.00	HAROT 2023-4 A3 5.67 06/21/2028		1,320.09	1,320.09
11/21/2025	Principal Paydown	438123AC5	330,000.00	HAROT 2023-4 A3 5.67 06/21/2028	17,970.16		17,970.16
11/21/2025	Coupon	43813YAC6	630,000.00	HAROT 2024-3 A3 4.57 03/21/2029		2,399.25	2,399.25
11/21/2025	Coupon	43814VAC1	795,000.00	HAROT 2025-1 A3 4.57 09/21/2029		3,027.63	3,027.63
11/21/2025	Coupon	43815JAC7	143,201.34	HAROT 2023-1 A3 5.04 04/21/2027		311.53	311.53
11/21/2025	Principal Paydown	43815JAC7	143,201.34	HAROT 2023-1 A3 5.04 04/21/2027	9,882.75		9,882.75
11/25/2025	Coupon	05592XAD2	166,903.11	BMWOT 2023-A A3 5.47 02/25/2028		480.50	480.50
11/25/2025	Principal Paydown	05592XAD2	166,903.11	BMWOT 2023-A A3 5.47 02/25/2028	8,914.13		8,914.13
11/25/2025	Coupon	096919AD7	450,000.00	BMWOT 2024-A A3 5.18 02/26/2029		1,942.50	1,942.50
11/25/2025	Coupon	096924AD7	680,000.00	BMWOT 2025-A A3 4.56 09/25/2029		2,584.00	2,584.00
November 2025 Total					64,048.74	142,874.40	206,923.13
DECEMBER 2025							
12/01/2025	Coupon	91282CKT7	2,200,000.00	UNITED STATES TREASURY 4.5 05/31/2029		49,500.00	49,500.00
12/01/2025	Coupon	91282CMA6	2,400,000.00	UNITED STATES TREASURY 4.125 11/30/2029		49,500.00	49,500.00
12/05/2025	Coupon	64952WFK4	830,000.00	NEW YORK LIFE GLOBAL FUNDING 4.6 12/05/2029		19,090.00	19,090.00

CASH FLOW REPORT



City of Orange | Account #10888 | As of April 30, 2025

Payment Date	Transaction Type	CUSIP	Quantity	Security Description	Principal Amount	Income	Total Amount
12/08/2025	Coupon	3130AXQK7	2,000,000.00	FEDERAL HOME LOAN BANKS 4.75 12/08/2028		47,500.00	47,500.00
12/09/2025	Coupon	3130AEB25	2,000,000.00	FEDERAL HOME LOAN BANKS 3.25 06/09/2028		32,500.00	32,500.00
12/15/2025	Coupon	02582JJZ4	350,000.00	AMXCA 2023-1 A 4.87 05/15/2026		1,420.42	1,420.42
12/15/2025	Coupon	02582JKD1	1,055,000.00	AMXCA 2023-3 A 5.23 09/15/2028		4,598.04	4,598.04
12/15/2025	Coupon	05522RDJ4	505,000.00	BACCT 2024-1 A 4.93 05/15/2029		2,074.71	2,074.71
12/15/2025	Coupon	161571HT4	1,060,000.00	CHAIT 2023-1 A 5.16 09/15/2028		4,558.00	4,558.00
12/15/2025	Coupon	44934QAD3	285,000.00	HART 2024-B A3 4.84 03/15/2029		1,149.50	1,149.50
12/15/2025	Coupon	44935CAD3	635,000.00	HART 2025-A A3 4.32 10/15/2029		2,286.00	2,286.00
12/15/2025	Coupon	44935DAD1	330,000.00	HALST 2025-B A3 4.53 04/17/2028		1,245.75	1,245.75
12/15/2025	Coupon	47786WAD2	510,000.00	JDOT 2024-B A3 5.2 03/15/2029		2,210.00	2,210.00
12/15/2025	Coupon	47800CAC0	322,836.46	JDOT 2023 A3 5.01 11/15/2027		718.25	718.25
12/15/2025	Principal Paydown	47800CAC0	322,836.46	JDOT 2023 A3 5.01 11/15/2027	18,241.92		18,241.92
12/15/2025	Coupon	47800DAD6	500,000.00	JDOT 2025 A3 4.23 09/17/2029		1,762.50	1,762.50
12/15/2025	Coupon	92970QAE5	560,000.00	WFCIT 2024-2 A 4.29 10/15/2029		2,002.00	2,002.00
12/22/2025	Coupon	36271VAD9	430,000.00	GMALT 2025-1 A3 4.66 02/21/2028		1,669.83	1,669.83
12/22/2025	Coupon	438123AC5	330,000.00	HAROT 2023-4 A3 5.67 06/21/2028		1,235.18	1,235.18
12/22/2025	Principal Paydown	438123AC5	330,000.00	HAROT 2023-4 A3 5.67 06/21/2028	17,065.53		17,065.53
12/22/2025	Coupon	43813YAC6	630,000.00	HAROT 2024-3 A3 4.57 03/21/2029		2,399.25	2,399.25
12/22/2025	Coupon	43814VAC1	795,000.00	HAROT 2025-1 A3 4.57 09/21/2029		3,027.63	3,027.63
12/22/2025	Coupon	43815JAC7	143,201.34	HAROT 2023-1 A3 5.04 04/21/2027		270.02	270.02
12/22/2025	Principal Paydown	43815JAC7	143,201.34	HAROT 2023-1 A3 5.04 04/21/2027	9,435.88		9,435.88
12/25/2025	Coupon	05592XAD2	166,903.11	BMWOT 2023-A A3 5.47 02/25/2028		439.87	439.87
12/25/2025	Principal Paydown	05592XAD2	166,903.11	BMWOT 2023-A A3 5.47 02/25/2028	8,294.39		8,294.39
12/25/2025	Coupon	096919AD7	450,000.00	BMWOT 2024-A A3 5.18 02/26/2029		1,942.50	1,942.50
12/25/2025	Coupon	096924AD7	680,000.00	BMWOT 2025-A A3 4.56 09/25/2029		2,584.00	2,584.00
12/26/2025	Coupon	437076DC3	1,250,000.00	HOME DEPOT INC 4.75 06/25/2029		29,687.50	29,687.50
December 2025 Total					53,037.73	265,370.95	318,408.67
JANUARY 2026							
01/08/2026	Coupon	14913UAX8	960,000.00	CATERPILLAR FINANCIAL SERVICES CORP 4.8 01/08/2030		23,040.00	23,040.00

CASH FLOW REPORT



City of Orange | Account #10888 | As of April 30, 2025

Payment Date	Transaction Type	CUSIP	Quantity	Security Description	Principal Amount	Income	Total Amount
01/09/2026	Coupon	59217GFT1	820,000.00	METROPOLITAN LIFE GLOBAL FUNDING I 4.9 01/09/2030		20,090.00	20,090.00
01/12/2026	Coupon	459058KT9	2,000,000.00	INTERNATIONAL BANK FOR RECONSTRUCTION AND DEVELOPM 3.5 07/12/2028		35,000.00	35,000.00
01/12/2026	Coupon	57629TBV8	1,000,000.00	MASSMUTUAL GLOBAL FUNDING II 4.95 01/10/2030		24,750.00	24,750.00
01/12/2026	Coupon	78016FZW7	1,000,000.00	ROYAL BANK OF CANADA 4.9 01/12/2028		24,500.00	24,500.00
01/15/2026	Coupon	02582JJZ4	350,000.00	AMXCA 2023-1 A 4.87 05/15/2026		1,420.42	1,420.42
01/15/2026	Coupon	02582JKD1	1,055,000.00	AMXCA 2023-3 A 5.23 09/15/2028		4,598.04	4,598.04
01/15/2026	Coupon	05522RDJ4	505,000.00	BACCT 2024-1 A 4.93 05/15/2029		2,074.71	2,074.71
01/15/2026	Coupon	161571HT4	1,060,000.00	CHAIT 2023-1 A 5.16 09/15/2028		4,558.00	4,558.00
01/15/2026	Coupon	44934QAD3	285,000.00	HART 2024-B A3 4.84 03/15/2029		1,149.50	1,149.50
01/15/2026	Coupon	44935CAD3	635,000.00	HART 2025-A A3 4.32 10/15/2029		2,286.00	2,286.00
01/15/2026	Coupon	44935DAD1	330,000.00	HALST 2025-B A3 4.53 04/17/2028		1,245.75	1,245.75
01/15/2026	Coupon	47786WAD2	510,000.00	JDOT 2024-B A3 5.2 03/15/2029		2,210.00	2,210.00
01/15/2026	Coupon	47800CAC0	322,836.46	JDOT 2023 A3 5.01 11/15/2027		642.09	642.09
01/15/2026	Principal Paydown	47800CAC0	322,836.46	JDOT 2023 A3 5.01 11/15/2027	20,711.91		20,711.91
01/15/2026	Coupon	47800DAD6	500,000.00	JDOT 2025 A3 4.23 09/17/2029		1,762.50	1,762.50
01/15/2026	Coupon	91324PEU2	1,000,000.00	UNITEDHEALTH GROUP INC 4.25 01/15/2029		21,250.00	21,250.00
01/15/2026	Coupon	92970QAE5	560,000.00	WFCIT 2024-2 A 4.29 10/15/2029		2,002.00	2,002.00
01/20/2026	Coupon	06051GGF0	1,250,000.00	BANK OF AMERICA CORP 3.824 01/20/2028		23,900.00	23,900.00
01/20/2026	Coupon	3133EPQC2	2,000,000.00	FEDERAL FARM CREDIT BANKS FUNDING CORP 4.625 07/17/2026		46,250.00	46,250.00
01/20/2026	Coupon	36271VAD9	430,000.00	GMALT 2025-1 A3 4.66 02/21/2028		1,669.83	1,669.83
01/21/2026	Coupon	438123AC5	330,000.00	HAROT 2023-4 A3 5.67 06/21/2028		1,154.54	1,154.54
01/21/2026	Principal Paydown	438123AC5	330,000.00	HAROT 2023-4 A3 5.67 06/21/2028	16,716.75		16,716.75
01/21/2026	Coupon	43813YAC6	630,000.00	HAROT 2024-3 A3 4.57 03/21/2029		2,399.25	2,399.25
01/21/2026	Coupon	43814VAC1	795,000.00	HAROT 2025-1 A3 4.57 09/21/2029		3,027.63	3,027.63
01/21/2026	Coupon	43815JAC7	143,201.34	HAROT 2023-1 A3 5.04 04/21/2027		230.39	230.39
01/21/2026	Principal Paydown	43815JAC7	143,201.34	HAROT 2023-1 A3 5.04 04/21/2027	9,229.26		9,229.26
01/21/2026	Coupon	907818GE2	470,000.00	UNION PACIFIC CORP 4.75 02/21/2026		9,302.08	9,302.08
01/21/2026	Effective Maturity	907818GE2	470,000.00	UNION PACIFIC CORP 4.75 02/21/2026	470,000.00		470,000.00

CASH FLOW REPORT



City of Orange | Account #10888 | As of April 30, 2025

Payment Date	Transaction Type	CUSIP	Quantity	Security Description	Principal Amount	Income	Total Amount
01/26/2026	Coupon	05592XAD2	166,903.11	BMWOT 2023-A A3 5.47 02/25/2028		402.06	402.06
01/26/2026	Principal Paydown	05592XAD2	166,903.11	BMWOT 2023-A A3 5.47 02/25/2028	7,799.42		7,799.42
01/26/2026	Coupon	096919AD7	450,000.00	BMWOT 2024-A A3 5.18 02/26/2029		1,942.50	1,942.50
01/26/2026	Principal Paydown	096919AD7	450,000.00	BMWOT 2024-A A3 5.18 02/26/2029	2,822.32		2,822.32
01/26/2026	Coupon	096924AD7	680,000.00	BMWOT 2025-A A3 4.56 09/25/2029		2,584.00	2,584.00
01/29/2026	Coupon	3130ANDF4	5,000,000.00	FEDERAL HOME LOAN BANKS 0.9 07/29/2026		22,500.00	22,500.00
January 2026 Total					527,279.66	287,941.29	815,220.96
FEBRUARY 2026							
02/02/2026	Coupon	69371RS80	1,200,000.00	PACCAR FINANCIAL CORP 4.6 01/31/2029		27,600.00	27,600.00
02/02/2026	Coupon	91282CLC3	2,000,000.00	UNITED STATES TREASURY 4.0 07/31/2029		40,000.00	40,000.00
02/02/2026	Coupon	91282CMG3	2,500,000.00	UNITED STATES TREASURY 4.25 01/31/2030		53,125.00	53,125.00
02/09/2026	Coupon	037833EB2	3,000,000.00	APPLE INC 0.7 02/08/2026		10,500.00	10,500.00
02/09/2026	Final Maturity	037833EB2	3,000,000.00	APPLE INC 0.7 02/08/2026	3,000,000.00		3,000,000.00
02/13/2026	Coupon	713448FQ6	195,000.00	PEPSICO INC 4.55 02/13/2026		4,436.25	4,436.25
02/13/2026	Final Maturity	713448FQ6	195,000.00	PEPSICO INC 4.55 02/13/2026	195,000.00		195,000.00
02/16/2026	Coupon	05522RDJ4	505,000.00	BACCT 2024-1 A 4.93 05/15/2029		2,074.71	2,074.71
02/16/2026	Coupon	161571HT4	1,060,000.00	CHAIT 2023-1 A 5.16 09/15/2028		4,558.00	4,558.00
02/16/2026	Coupon	44934QAD3	285,000.00	HART 2024-B A3 4.84 03/15/2029		1,149.50	1,149.50
02/16/2026	Coupon	44935CAD3	635,000.00	HART 2025-A A3 4.32 10/15/2029		2,286.00	2,286.00
02/16/2026	Coupon	47786WAD2	510,000.00	JDOT 2024-B A3 5.2 03/15/2029		2,210.00	2,210.00
02/16/2026	Coupon	47800CAC0	322,836.46	JDOT 2023 A3 5.01 11/15/2027		555.62	555.62
02/16/2026	Principal Paydown	47800CAC0	322,836.46	JDOT 2023 A3 5.01 11/15/2027	13,704.07		13,704.07
02/16/2026	Coupon	47800DAD6	500,000.00	JDOT 2025 A3 4.23 09/17/2029		1,762.50	1,762.50
02/17/2026	Coupon	02582JJZ4	350,000.00	AMXCA 2023-1 A 4.87 05/15/2026		1,420.42	1,420.42
02/17/2026	Coupon	02582JKD1	1,055,000.00	AMXCA 2023-3 A 5.23 09/15/2028		4,598.04	4,598.04
02/17/2026	Coupon	171239AL0	1,250,000.00	CHUBB INA HOLDINGS LLC 4.65 08/15/2029		29,062.50	29,062.50
02/17/2026	Coupon	44935DAD1	330,000.00	HALST 2025-B A3 4.53 04/17/2028		1,245.75	1,245.75
02/17/2026	Coupon	532457CQ9	705,000.00	ELI LILLY AND CO 4.2 08/14/2029		14,805.00	14,805.00
02/17/2026	Coupon	92970QAE5	560,000.00	WFCIT 2024-2 A 4.29 10/15/2029		2,002.00	2,002.00
02/18/2026	Coupon	713448FL7	1,500,000.00	PEPSICO INC 3.6 02/18/2028		27,000.00	27,000.00
02/20/2026	Coupon	36271VAD9	430,000.00	GMALT 2025-1 A3 4.66 02/21/2028		1,669.83	1,669.83
02/23/2026	Coupon	438123AC5	330,000.00	HAROT 2023-4 A3 5.67 06/21/2028		1,075.56	1,075.56

CASH FLOW REPORT



City of Orange | Account #10888 | As of April 30, 2025

Payment Date	Transaction Type	CUSIP	Quantity	Security Description	Principal Amount	Income	Total Amount
02/23/2026	Principal Paydown	438123AC5	330,000.00	HAROT 2023-4 A3 5.67 06/21/2028	16,449.95		16,449.95
02/23/2026	Coupon	43813YAC6	630,000.00	HAROT 2024-3 A3 4.57 03/21/2029		2,399.25	2,399.25
02/23/2026	Coupon	43814VAC1	795,000.00	HAROT 2025-1 A3 4.57 09/21/2029		3,027.63	3,027.63
02/23/2026	Coupon	43815JAC7	143,201.34	HAROT 2023-1 A3 5.04 04/21/2027		191.63	191.63
02/23/2026	Principal Paydown	43815JAC7	143,201.34	HAROT 2023-1 A3 5.04 04/21/2027	9,056.71		9,056.71
02/25/2026	Coupon	05592XAD2	166,903.11	BMWOT 2023-A A3 5.47 02/25/2028		366.51	366.51
02/25/2026	Principal Paydown	05592XAD2	166,903.11	BMWOT 2023-A A3 5.47 02/25/2028	7,695.75		7,695.75
02/25/2026	Coupon	096919AD7	450,000.00	BMWOT 2024-A A3 5.18 02/26/2029		1,930.32	1,930.32
02/25/2026	Principal Paydown	096919AD7	450,000.00	BMWOT 2024-A A3 5.18 02/26/2029	24,982.14		24,982.14
02/25/2026	Coupon	096924AD7	680,000.00	BMWOT 2025-A A3 4.56 09/25/2029		2,584.00	2,584.00
02/26/2026	Coupon	17275RBR2	1,250,000.00	CISCO SYSTEMS INC 4.85 02/26/2029		30,312.50	30,312.50
February 2026 Total					3,266,888.62	273,948.50	3,540,837.12
MARCH 2026							
03/02/2026	Coupon	3133EPCF0	2,000,000.00	FEDERAL FARM CREDIT BANKS FUNDING CORP 4.5 03/02/2026		45,000.00	45,000.00
03/02/2026	Final Maturity	3133EPCF0	2,000,000.00	FEDERAL FARM CREDIT BANKS FUNDING CORP 4.5 03/02/2026	2,000,000.00		2,000,000.00
03/02/2026	Coupon	857477CU5	1,285,000.00	STATE STREET CORP 4.536 02/28/2028		29,143.80	29,143.80
03/02/2026	Coupon	91282CFJ5	2,000,000.00	UNITED STATES TREASURY 3.125 08/31/2029		31,250.00	31,250.00
03/02/2026	Coupon	91282CGQ8	2,200,000.00	UNITED STATES TREASURY 4.0 02/28/2030		44,000.00	44,000.00
03/02/2026	Coupon	91282CKD2	2,200,000.00	UNITED STATES TREASURY 4.25 02/28/2029		46,750.00	46,750.00
03/09/2026	Coupon	24422EXD6	505,000.00	JOHN DEERE CAPITAL CORP 5.15 09/08/2026		13,003.75	13,003.75
03/10/2026	Coupon	3130ATS57	2,000,000.00	FEDERAL HOME LOAN BANKS 4.5 03/10/2028		45,000.00	45,000.00
03/16/2026	Coupon	02582JJZ4	350,000.00	AMXCA 2023-1 A 4.87 05/15/2026		1,420.42	1,420.42
03/16/2026	Coupon	02582JKD1	1,055,000.00	AMXCA 2023-3 A 5.23 09/15/2028		4,598.04	4,598.04
03/16/2026	Coupon	05522RDJ4	505,000.00	BACCT 2024-1 A 4.93 05/15/2029		2,074.71	2,074.71
03/16/2026	Coupon	06368LAQ9	1,000,000.00	BANK OF MONTREAL 4.7 09/14/2027		23,500.00	23,500.00
03/16/2026	Coupon	161571HT4	1,060,000.00	CHAIT 2023-1 A 5.16 09/15/2028		4,558.00	4,558.00
03/16/2026	Coupon	3133EPDJ1	2,000,000.00	FEDERAL FARM CREDIT BANKS FUNDING CORP 4.375 09/15/2027		43,750.00	43,750.00
03/16/2026	Coupon	44934QAD3	285,000.00	HART 2024-B A3 4.84 03/15/2029		1,149.50	1,149.50

CASH FLOW REPORT



City of Orange | Account #10888 | As of April 30, 2025

Payment Date	Transaction Type	CUSIP	Quantity	Security Description	Principal Amount	Income	Total Amount
03/16/2026	Coupon	44935CAD3	635,000.00	HART 2025-A A3 4.32 10/15/2029		2,286.00	2,286.00
03/16/2026	Coupon	44935DAD1	330,000.00	HALST 2025-B A3 4.53 04/17/2028		1,245.75	1,245.75
03/16/2026	Coupon	47786WAD2	510,000.00	JDOT 2024-B A3 5.2 03/15/2029		2,210.00	2,210.00
03/16/2026	Coupon	47800CAC0	322,836.46	JDOT 2023 A3 5.01 11/15/2027		498.40	498.40
03/16/2026	Principal Paydown	47800CAC0	322,836.46	JDOT 2023 A3 5.01 11/15/2027	12,230.00		12,230.00
03/16/2026	Coupon	47800DAD6	500,000.00	JDOT 2025 A3 4.23 09/17/2029		1,762.50	1,762.50
03/16/2026	Coupon	92970QAE5	560,000.00	WFCIT 2024-2 A 4.29 10/15/2029		2,002.00	2,002.00
03/20/2026	Coupon	36271VAD9	430,000.00	GMALT 2025-1 A3 4.66 02/21/2028		1,669.83	1,669.83
03/20/2026	Coupon	459058LR2	635,000.00	INTERNATIONAL BANK FOR RECONSTRUCTION AND DEVELOPM 4.125 03/20/2030		13,096.88	13,096.88
03/23/2026	Coupon	438123AC5	330,000.00	HAROT 2023-4 A3 5.67 06/21/2028		997.83	997.83
03/23/2026	Principal Paydown	438123AC5	330,000.00	HAROT 2023-4 A3 5.67 06/21/2028	15,954.49		15,954.49
03/23/2026	Coupon	43813YAC6	630,000.00	HAROT 2024-3 A3 4.57 03/21/2029		2,399.25	2,399.25
03/23/2026	Coupon	43814VAC1	795,000.00	HAROT 2025-1 A3 4.57 09/21/2029		3,027.63	3,027.63
03/23/2026	Coupon	43815JAC7	143,201.34	HAROT 2023-1 A3 5.04 04/21/2027		153.59	153.59
03/23/2026	Principal Paydown	43815JAC7	143,201.34	HAROT 2023-1 A3 5.04 04/21/2027	8,792.64		8,792.64
03/25/2026	Coupon	05592XAD2	166,903.11	BMWOT 2023-A A3 5.47 02/25/2028		331.43	331.43
03/25/2026	Principal Paydown	05592XAD2	166,903.11	BMWOT 2023-A A3 5.47 02/25/2028	7,481.78		7,481.78
03/25/2026	Coupon	096919AD7	450,000.00	BMWOT 2024-A A3 5.18 02/26/2029		1,822.48	1,822.48
03/25/2026	Principal Paydown	096919AD7	450,000.00	BMWOT 2024-A A3 5.18 02/26/2029	24,210.52		24,210.52
03/25/2026	Coupon	096924AD7	680,000.00	BMWOT 2025-A A3 4.56 09/25/2029		2,584.00	2,584.00
03/26/2026	Coupon	40139LBJ1	1,300,000.00	GUARDIAN LIFE GLOBAL FUNDING 4.179 09/26/2029		27,163.50	27,163.50
March 2026 Total					2,068,669.43	398,449.28	2,467,118.71
Grand Total			295,209,700.07		20,615,620.13	3,185,421.49	23,801,041.61

IMPORTANT DISCLOSURES



City of Orange | Account #10888 | As of April 30, 2025

Chandler Asset Management, Inc. (“Chandler”) is an SEC registered investment adviser. For additional information about our firm, please see our current disclosures (Form ADV). To obtain a copy of our current disclosures, you may contact your client service representative by calling the number on the front of this statement or you may visit our website at www.chandlerasset.com.

Information contained in this monthly statement is confidential and is provided for informational purposes only and should not be construed as specific investment or legal advice. The information contained herein was obtained from sources believed to be reliable as of the date of this statement, but may become outdated or superseded at any time without notice.

Custody: Your qualified custodian bank maintains control of all assets reflected in this statement and we urge you to compare this statement to the one you receive from your qualified custodian. Chandler does not have any authority to withdraw or deposit funds from/to the custodian account.

Valuation: Prices are provided by IDC, an independent pricing source. In the event IDC does not provide a price or if the price provided is not reflective of fair market value, Chandler will obtain pricing from an alternative approved third party pricing source in accordance with our written valuation policy and procedures. Our valuation procedures are also disclosed in Item 5 of our Form ADV Part 2A.

Performance: Performance results are presented gross-of-advisory fees and represent the client’s Total Return. The deduction of advisory fees lowers performance results. These results include the reinvestment of dividends and other earnings. Past performance may not be indicative of future results. Therefore, clients should not assume that future performance of any specific investment or investment strategy will be profitable or equal to past performance levels. All investment strategies have the potential for profit or loss. Economic factors, market conditions or changes in investment strategies, contributions or withdrawals may materially alter the performance and results of your portfolio.

Source ICE Data Indices, LLC (“ICE”), used with permission. ICE PERMITS USE OF THE ICE INDICES AND RELATED DATA ON AN “AS IS” BASIS; ICE, ITS AFFILIATES AND THEIR RESPECTIVE THIRD PARTY SUPPLIERS DISCLAIM ANY AND ALL WARRANTIES AND REPRESENTATIONS, EXPRESS AND/OR IMPLIED, INCLUDING ANY WARRANTIES OF MERCHANTABILITY OR FITNESS FOR A PARTICULAR PURPOSE OR USE, INCLUDING THE INDICES, INDEX DATA AND ANY DATA INCLUDED IN, RELATED TO, OR DERIVED THEREFROM. NEITHER ICE DATA, ITS AFFILIATES OR THEIR RESPECTIVE THIRD PARTY PROVIDERS GUARANTEE THE QUALITY, ADEQUACY, ACCURACY, TIMELINESS OR COMPLETENESS OF THE INDICES OR THE INDEX DATA OR ANY COMPONENT THEREOF, AND THE INDICES AND INDEX DATA AND ALL COMPONENTS THEREOF ARE PROVIDED ON AN “AS IS” BASIS AND LICENSEE’S USE IS AT LICENSEE’S OWN RISK. ICE DATA, ITS AFFILIATES AND THEIR RESPECTIVE THIRD PARTY DO NOT SPONSOR, ENDORSE, OR RECOMMEND CHANDLER, OR ANY OF ITS PRODUCTS OR SERVICES.

Index returns assume reinvestment of all distributions. Historical performance results for investment indexes generally do not reflect the deduction of transaction and/or custodial charges or the deduction of an investment management fee, the incurrence of which would have the effect of decreasing historical performance results. It is not possible to invest directly in an index.

Ratings: Ratings information have been provided by Moody’s, S&P and Fitch through data feeds we believe to be reliable as of the date of this statement, however we cannot guarantee its accuracy.

Security level ratings for U.S. Agency issued mortgage-backed securities (“MBS”) reflect the issuer rating because the securities themselves are not rated. The issuing U.S. Agency guarantees the full and timely payment of both principal and interest and carries a high rating by S&P, Moody’s and Fitch respectively.

BENCHMARK INDEX & DISCLOSURES



City of Orange | Account #10888 | As of April 30, 2025

Benchmark	Disclosure
ICE BofA 1-5 Yr US Treasury & Agency Index	The ICE BofA 1-5 Year US Treasury & Agency Index tracks the performance of US dollar denominated US Treasury and nonsubordinated US agency debt issued in the US domestic market. Qualifying securities must have an investment grade rating (based on an average of Moody's, S&P and Fitch). Qualifying securities must have at least one year remaining term to final maturity and less than five years remaining term to final maturity, at least 18 months to maturity at time of issuance, a fixed coupon schedule, and a minimum amount outstanding of \$1 billion for sovereigns and \$250 million for agencies.