

# MONTHLY ACCOUNT STATEMENT

---

City of Orange Cons | Account #10897 | As of November 30, 2024

**CHANDLER ASSET MANAGEMENT** | [chandlerasset.com](http://chandlerasset.com)

**Chandler Team:**

For questions about your account, please call (800) 317-4747,  
or contact [clientservice@chandlerasset.com](mailto:clientservice@chandlerasset.com)

**Custodian:**

# PORTFOLIO SUMMARY



City of Orange Cons | Account #10897 | As of November 30, 2024

## Portfolio Characteristics

Average Modified Duration	1.69
Average Coupon	3.05%
Average Purchase YTM	3.37%
Average Market YTM	4.01%
Average Quality	AA
Average Final Maturity	1.97
Average Life	1.73

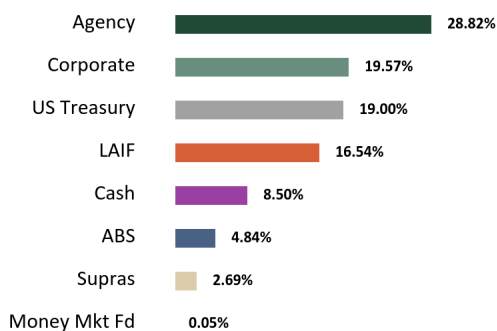
## Account Summary

	Beg. Values as of 11/01/2024	End Values as of 11/30/2024
Market Value	138,339,750.58	136,777,677.17
Accrued Interest	588,658.37	661,901.27
<b>Total Market Value</b>	<b>138,928,408.95</b>	<b>137,439,578.44</b>
Income Earned	702,214.71	215,356.56
Cont/WD	(4,840,811.77)	(1,987,666.18)
Par	139,577,147.77	137,849,380.62
Book Value	139,510,766.82	137,752,192.21
Cost Value	139,462,263.41	137,721,499.16

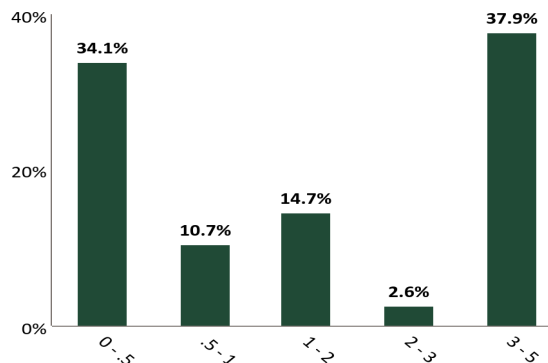
## Top Issuers

United States	19.00%
LAIF	16.54%
Federal Home Loan Banks	14.33%
Wells Fargo & Company	8.33%
FHLMC	6.01%
Farm Credit System	5.98%
Toyota Motor Corporation	3.54%
FNMA	2.50%

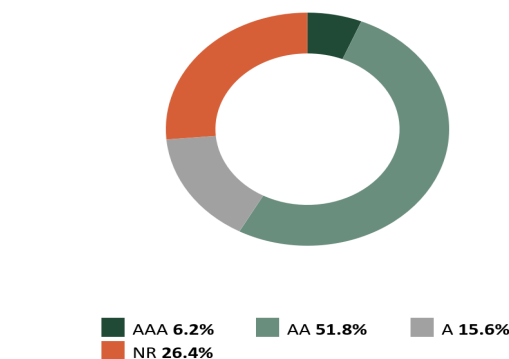
## Sector Allocation



## Maturity Distribution



## Credit Quality



\*See Footnote

The credit quality is a weighted average calculation of the highest of S&P, Moody's and Fitch

Execution Time: 12/26/2024 08:23:08 AM

Chandler Asset Management | info@chandlerasset.com | www.chandlerasset.com | 800.317.4747

CONFIDENTIAL | 2

# STATEMENT OF COMPLIANCE



City of Orange Cons | Account #10897 | As of November 30, 2024

Rules Name	Limit	Actual	Compliance Status	Notes
<b>AGENCY MORTGAGE SECURITIES (CMOS)</b>				
Max % (BV; ABS, CMO & MBS)	20.0	4.8	Compliant	
Max Maturity (Years)	5.0	0.0	Compliant	
Min Rating (AA- by 1)	0.0	0.0	Compliant	
<b>ASSET-BACKED SECURITIES (ABS)</b>				
Max % (BV)	20.0	4.8	Compliant	
Max % Issuer (BV)	5.0	0.8	Compliant	
Max Maturity (Years)	5	4	Compliant	
Min Rating (AA- by 1)	0.0	0.0	Compliant	
<b>COMMERCIAL PAPER</b>				
Max % (BV)	40.0	0.0	Compliant	
Max % Issuer (MV)	5.0	0.0	Compliant	
Max Maturity (Days)	270	0.0	Compliant	
Min Rating (A-1 by 1 or A- by 1)	0.0	0.0	Compliant	
<b>CORPORATE MEDIUM TERM NOTES</b>				
Max % (BV)	30.0	19.6	Compliant	
Max % Issuer (BV)	5.0	3.6	Compliant	
Max Maturity (Years)	5	4	Compliant	
Min Rating (A- by 1)	0.0	0.0	Compliant	
<b>FEDERAL AGENCIES</b>				
Max % (MV)	75.0	28.8	Compliant	
Max % Issuer (MV)	30.0	14.4	Compliant	
Max Callables (MV)	20.0	18.4	Compliant	
Max Maturity (Years)	5	4	Compliant	
<b>LOCAL AGENCY INVESTMENT FUND (LAIF)</b>				
Max Concentration (MV)	75.0	22.6	Compliant	
<b>LOCAL GOVERNMENT INVESTMENT POOL (LGIP)</b>				
Max % (MV)	100.0	0.0	Compliant	
<b>MONEY MARKET MUTUAL FUNDS</b>				
Max % (MV)	20.0	0.0	Compliant	
Max % Issuer (BV)	20.0	0.0	Compliant	
Min Rating (AAA by 2)	0.0	0.0	Compliant	
<b>MORTGAGE-BACKED SECURITIES (NON-AGENCY)</b>				
Max % (BV)	20.0	0.0	Compliant	

# STATEMENT OF COMPLIANCE



City of Orange Cons | Account #10897 | As of November 30, 2024

Rules Name	Limit	Actual	Compliance Status	Notes
Max % Issuer (BV)	5.0	0.0	Compliant	
Max Maturity (Years)	5.0	0.0	Compliant	
Min Rating (AA- by 1)	0.0	0.0	Compliant	
<b>MUNICIPAL SECURITIES (CA, LOCAL AGENCY)</b>				
Max % (BV)	20.0	0.0	Compliant	
Max % Issuer (BV)	5.0	0.0	Compliant	
Max Maturity (Years)	5	0.0	Compliant	
Min Rating (A- by 1)	0.0	0.0	Compliant	
<b>MUNICIPAL SECURITIES (CA, OTHER STATES)</b>				
Max % (BV)	20.0	0.0	Compliant	
Max % Issuer (BV)	5.0	0.0	Compliant	
Max Maturity (Years)	5	0.0	Compliant	
Min Rating (A- by 1)	0.0	0.0	Compliant	
<b>SUPRANATIONAL OBLIGATIONS</b>				
Max % (MV)	30.0	2.7	Compliant	
Max % Issuer (BV)	10.0	1.4	Compliant	
Max Maturity (Years)	5	3	Compliant	
Min Rating (AA- by 1)	0.0	0.0	Compliant	
<b>U.S. TREASURIES</b>				
Max % (MV)	100.0	19.0	Compliant	
Max Maturity (Years)	5	4	Compliant	

# RECONCILIATION SUMMARY



City of Orange Cons | Account #10897 | As of November 30, 2024

## Maturities / Calls

Month to Date	(1,250,000.00)
Fiscal Year to Date	(30,390,000.00)

## Principal Paydowns

Month to Date	(12,525.77)
Fiscal Year to Date	(283,605.06)

## Purchases

Month to Date	3,004,072.04
Fiscal Year to Date	115,690,982.74

## Sales

Month to Date	(3,597,237.93)
Fiscal Year to Date	(111,397,829.74)

## Interest Received

Month to Date	150,106.36
Fiscal Year to Date	4,041,682.32

## Purchased / Sold Interest

Month to Date	(11,082.64)
Fiscal Year to Date	(165,520.64)

## Accrual Activity Summary

	Month to Date	Fiscal Year to Date (01/01/2024)
Beginning Book Value	139,510,766.82	163,933,768.11
Maturities/Calls	(1,250,000.00)	(30,390,000.00)
Principal Paydowns	(12,525.77)	(283,605.06)
Purchases	3,004,072.04	115,690,982.74
Sales	(3,597,237.93)	(111,397,829.74)
Change in Cash, Payables, Receivables	94,027.11	221,998.30
Amortization/Accretion	3,089.94	68,804.66
Realized Gain (Loss)	(0.00)	(91,926.80)
Ending Book Value	137,752,192.21	137,752,192.21

## Fair Market Activity Summary

	Month to Date	Fiscal Year to Date (01/01/2024)
Beginning Market Value	138,339,750.58	161,007,324.31
Maturities/Calls	(1,250,000.00)	(30,390,000.00)
Principal Paydowns	(12,525.77)	(283,605.06)
Purchases	3,004,072.04	115,690,982.74
Sales	(3,597,237.93)	(111,397,829.74)
Change in Cash, Payables, Receivables	94,027.11	221,998.30
Amortization/Accretion	3,089.94	68,804.66
Change in Net Unrealized Gain (Loss)	196,501.20	1,951,928.76
Realized Gain (Loss)	(0.00)	(91,926.80)
Ending Market Value	136,777,677.17	136,777,677.17

# HOLDINGS REPORT



City of Orange Cons | Account #10897 | As of November 30, 2024

Cusip	Security Description	Par Value/ Units	Purchase Date Purchase Yield	Cost Value Book Value	Mkt Price Mkt YTM	Market Value Accrued Int.	% of Port. Gain/Loss	Moody's/ S&P/ Fitch	Maturity Duration
<b>ABS</b>									
05593AAC3	BMWLT 2023-1 A3 5.16 11/25/2025	36,394.93	02/07/2023 5.43%	36,394.07 36,394.62	100.08 4.63%	36,424.04 31.30	0.03% 29.42	Aaa/AAA NA	0.99 0.14
43815JAC7	HAROT 2023-1 A3 5.04 04/21/2027	210,000.00	02/16/2023 5.09%	209,960.98 209,977.60	100.26 4.71%	210,552.76 294.00	0.15% 575.17	Aaa/NA AAA	2.39 0.69
47800CAC0	JDOT 2023 A3 5.01 11/15/2027	395,000.00	02/22/2023 3.39%	394,928.03 394,954.83	100.39 4.60%	396,553.30 879.53	0.29% 1,598.47	Aaa/NA AAA	2.96 0.84
05592XAD2	BMWOT 2023-A A3 5.47 02/25/2028	190,000.00	07/11/2023 5.47%	189,966.33 189,976.37	100.89 4.55%	191,697.61 173.22	0.14% 1,721.24	NA/AAA AAA	3.24 0.90
02582JJZ4	AMXCA 2023-1 A 4.87 05/15/2026	350,000.00	06/07/2023 4.87%	349,968.96 349,980.07	100.52 4.54%	351,831.24 757.56	0.26% 1,851.16	NA/AAA AAA	1.45 1.37
438123AC5	HAROT 2023-4 A3 5.67 06/21/2028	330,000.00	11/01/2023 5.74%	329,941.89 329,955.29	101.68 4.50%	335,542.94 519.75	0.25% 5,587.65	Aaa/NA AAA	3.56 1.33
161571HT4	CHAIT 2023-1 A 5.16 09/15/2028	1,060,000.00	09/07/2023 5.17%	1,059,706.17 1,059,777.42	101.24 4.48%	1,073,145.17 2,430.93	0.78% 13,367.75	NR/AAA AAA	3.79 1.67
02582JKD1	AMXCA 2023-3 A 5.23 09/15/2028	1,055,000.00	09/12/2023 5.29%	1,054,952.84 1,054,964.20	101.30 4.51%	1,068,705.93 2,452.29	0.78% 13,741.73	NA/AAA AAA	3.79 1.67
096919AD7	BMWOT 2024-A A3 5.18 02/26/2029	450,000.00	06/04/2024 5.24%	449,931.65 449,938.52	101.30 4.44%	455,853.11 388.50	0.33% 5,914.58	Aaa/AAA NA	4.24 1.62
47786WAD2	JDOT 2024-B A3 5.2 03/15/2029	510,000.00	06/11/2024 5.26%	509,900.30 509,909.86	101.53 4.43%	517,815.55 1,178.67	0.38% 7,905.68	Aaa/NA AAA	4.29 1.84
44934QAD3	HART 2024-B A3 4.84 03/15/2029	285,000.00	07/16/2024 4.90%	284,956.99 284,960.29	100.75 4.52%	287,147.05 613.07	0.21% 2,186.76	NA/AAA AAA	4.29 2.04
43813YAC6	HAROT 2024-3 A3 4.57 03/21/2029	630,000.00	08/09/2024 4.62%	629,901.03 629,907.06	100.16 4.53%	631,001.57 799.75	0.46% 1,094.51	Aaa/NA AAA	4.30 1.92
05522RDJ4	BACCT 2024-1 A 4.93 05/15/2029	505,000.00	06/06/2024 4.93%	504,971.67 504,974.46	101.18 4.46%	510,946.68 1,106.51	0.37% 5,972.22	Aaa/AAA NA	4.45 2.26
92970QAE5	WFCIT 2024-2 A 4.29 10/15/2029	560,000.00	10/17/2024 4.33%	559,916.78 559,918.52	99.60 4.48%	557,780.50 1,067.73	0.41% (2,138.02)	Aaa/AAA NA	4.87 2.64
<b>Total ABS</b>		<b>6,566,394.93</b>	<b>4.96%</b>	<b>6,565,397.69</b> <b>6,565,589.11</b>	<b>100.90</b> <b>4.50%</b>	<b>6,624,997.43</b> <b>12,692.81</b>	<b>4.84%</b> <b>59,408.33</b>	<b>Aaa/AAA</b> <b>AAA</b>	<b>3.81</b> <b>1.70</b>
<b>AGENCY</b>									
3135GA4W8	FEDERAL NATIONAL MORTGAGE ASSOCIATION 0.5 02/18/2025	3,450,000.00	11/20/2020 0.50%	3,450,000.00 3,450,000.00	99.16 4.53%	3,420,847.85 4,935.42	2.50% (29,152.16)	Aaa/AA+ AA+	0.22 0.21

# HOLDINGS REPORT



City of Orange Cons | Account #10897 | As of November 30, 2024

Cusip	Security Description	Par Value/ Units	Purchase Date Purchase Yield	Cost Value Book Value	Mkt Price Mkt YTM	Market Value Accrued Int.	% of Port. Gain/Loss	Moody's/ S&P/ Fitch	Maturity Duration
3130ANA42	FEDERAL HOME LOAN BANKS 0.65 04/28/2025	4,000,000.00	07/28/2021 0.65%	4,000,000.00 4,000,000.00	98.48 4.49%	3,939,029.68 8,883.33	2.88% (60,970.32)	Aaa/AA+ AA+	0.41 0.40
3130AMB6	FEDERAL HOME LOAN BANKS 0.75 04/29/2025	5,000,000.00	05/04/2021 0.75%	5,000,000.00 5,000,000.00	98.50 4.48%	4,925,232.35 3,333.33	3.60% (74,767.65)	Aaa/AA+ AA+	0.41 0.40
3134GW3Z7	FEDERAL HOME LOAN MORTGAGE CORP 0.6 10/28/2025	8,500,000.00	10/28/2020 0.60%	8,500,000.00 8,500,000.00	96.67 4.39%	8,217,185.71 4,675.00	6.01% (282,814.30)	Aaa/AA+ AA+	0.91 0.88
3133EPCF0	FEDERAL FARM CREDIT BANKS FUNDING CORP 4.5 03/02/2026	2,000,000.00	03/27/2023 4.01%	2,026,680.00 2,011,370.17	100.24 4.30%	2,004,709.44 22,250.00	1.47% (6,660.73)	Aaa/AA+ AA+	1.25 1.19
3133EPQC2	FEDERAL FARM CREDIT BANKS FUNDING CORP 4.625 07/17/2026	2,000,000.00	07/28/2023 4.66%	1,998,260.00 1,999,046.38	100.59 4.24%	2,011,784.00 34,430.56	1.47% 12,737.62	Aaa/AA+ AA+	1.63 1.53
3130ANDF4	FEDERAL HOME LOAN BANKS 0.9 07/29/2026	5,000,000.00	07/29/2021 0.90%	5,010,000.00 5,000,000.00	94.44 4.41%	4,722,172.65 15,250.00	3.45% (277,827.35)	Aaa/AA+ AA+	1.66 1.61
3133EPDJ1	FEDERAL FARM CREDIT BANKS FUNDING CORP 4.375 09/15/2027	2,000,000.00	03/27/2023 3.81%	2,045,720.00 2,028,518.97	100.45 4.20%	2,008,960.22 18,472.22	1.47% (19,558.75)	Aaa/AA+ AA+	2.79 2.58
3130ATS57	FEDERAL HOME LOAN BANKS 4.5 03/10/2028	2,000,000.00	03/27/2023 3.82%	2,060,420.00 2,039,912.60	101.19 4.11%	2,023,828.10 20,250.00	1.48% (16,084.50)	Aaa/AA+ AA+	3.28 2.99
3130AEB25	FEDERAL HOME LOAN BANKS 3.25 06/09/2028	2,000,000.00	07/24/2023 4.15%	1,921,180.00 1,943,086.74	97.22 4.11%	1,944,449.90 31,055.56	1.42% 1,363.16	Aaa/AA+ AA+	3.53 3.23
3130AXQK7	FEDERAL HOME LOAN BANKS 4.75 12/08/2028	2,000,000.00	01/29/2024 4.05%	2,060,660.00 2,050,196.66	102.39 4.10%	2,047,826.88 45,652.78	1.50% (2,369.78)	Aaa/AA+ AA+	4.02 3.55
3133ERDH1	FEDERAL FARM CREDIT BANKS FUNDING CORP 4.75 04/30/2029	2,100,000.00	04/29/2024 4.70%	2,104,263.00 2,103,761.06	102.33 4.17%	2,148,848.94 8,589.58	1.57% 45,087.88	Aaa/AA+ AA+	4.41 3.94
<b>Total Agency</b>		<b>40,050,000.00</b>	<b>1.94%</b>	<b>40,177,183.00</b> <b>40,125,892.58</b>	<b>98.47</b> <b>4.35%</b>	<b>39,414,875.71</b> <b>217,777.78</b>	<b>28.82%</b> <b>(711,016.87)</b>	<b>Aaa/AA+</b> <b>AA+</b>	<b>1.58</b> <b>1.47</b>
<b>CASH</b>									
999WEL\$14	Wells Fargo	498,798.45	--	498,798.45 498,798.45	1.00 0.00%	498,798.45 0.00	0.36% 0.00	NA/NA NA	0.00 0.00
999WEL\$15	Wells Fargo	10,867,438.04	--	10,867,438.04 10,867,438.04	1.00 0.00%	10,867,438.04 0.00	7.95% 0.00	NA/NA NA	0.00 0.00
999WEL\$12	Wells Fargo General	33,933.00	09/30/2024 5.20%	33,933.00 33,933.00	1.00 5.17%	33,933.00 0.00	0.02% 0.00	NA/NA NA	0.00 0.00

# HOLDINGS REPORT



City of Orange Cons | Account #10897 | As of November 30, 2024

Cusip	Security Description	Par Value/ Units	Purchase Date Purchase Yield	Cost Value Book Value	Mkt Price Mkt YTM	Market Value Accrued Int.	% of Port. Gain/Loss	Moody's/ S&P/ Fitch	Maturity Duration
CCYUSD	Receivable	53,310.68	-- 0.00%	53,310.68 53,310.68	1.00 0.00%	53,310.68 0.00	0.04% 0.00	Aaa/AAA AAA	0.00 0.00
CCYUSD	Receivable	169,339.19	-- 0.00%	169,339.19 169,339.19	1.00 0.00%	169,339.19 0.00	0.12% 0.00	Aaa/AAA AAA	0.00 0.00
<b>Total Cash</b>		<b>11,622,819.36</b>	<b>0.69%</b>	<b>11,622,819.36</b>	<b>1.00</b> <b>0.02%</b>	<b>11,622,819.36</b> <b>0.00</b>	<b>8.50%</b> <b>0.00</b>	<b>Aaa/AAA</b> <b>AAA</b>	<b>0.00</b> <b>0.00</b>

CORPORATE									
24422EWF2	JOHN DEERE CAPITAL CORP 3.4 06/06/2025	280,000.00	06/01/2022 3.41%	279,935.60 279,989.01	99.44 4.51%	278,441.75 4,627.78	0.20% (1,547.27)	A1/A A+	0.51 0.49
91324PEN8	UNITEDHEALTH GROUP INC 5.15 10/15/2025	775,000.00	12/28/2022 4.56%	786,780.00 778,672.59	100.51 4.54%	778,940.09 5,099.93	0.57% 267.50	A2/A+ A	0.87 0.84
89236THP3	TOYOTA MOTOR CREDIT CORP 0.8 10/16/2025	5,000,000.00	11/19/2020 0.70%	5,025,000.00 5,004,450.33	96.89 4.47%	4,844,581.00 5,000.00	3.54% (159,869.33)	A1/A+ A+	0.88 0.85
63743HFF4	NATIONAL RURAL UTILITIES COOPERATIVE FINANCE CORP 5.45 10/30/2025	495,000.00	10/20/2022 5.50%	494,336.70 494,798.29	100.82 4.52%	499,040.22 2,323.06	0.36% 4,241.93	A2/A- A	0.91 0.88
037833EB2	APPLE INC 0.7 02/08/2026	3,000,000.00	02/08/2021 0.70%	2,999,730.00 2,999,935.83	95.78 4.40%	2,873,347.98 6,591.67	2.10% (126,587.85)	Aaa/AA+ NA	1.19 1.15
713448FQ6	PEPSICO INC 4.55 02/13/2026	195,000.00	02/13/2023 4.57%	194,886.90 194,954.62	100.17 4.40%	195,331.43 2,661.75	0.14% 376.81	A1/A+ NA	1.21 1.06
907818GE2	UNION PACIFIC CORP 4.75 02/21/2026	470,000.00	02/13/2023 4.77%	469,689.80 469,873.49	100.26 4.53%	471,200.84 6,201.39	0.34% 1,327.35	A3/A- A-	1.23 1.08
46647PBK1	JPMORGAN CHASE & CO 2.083 04/22/2026	1,250,000.00	05/31/2022 3.92%	1,190,825.00 1,241,517.31	98.93 6.02%	1,236,584.86 2,820.73	0.90% (4,932.45)	A1/A AA-	1.39 0.38
61747YET8	MORGAN STANLEY 4.679 07/17/2026	775,000.00	12/28/2022 5.26%	764,390.25 772,397.32	99.87 5.73%	774,004.49 13,497.62	0.57% 1,607.17	A1/A- A+	1.63 0.60
24422EXD6	JOHN DEERE CAPITAL CORP 5.15 09/08/2026	505,000.00	09/05/2023 5.18%	504,641.45 504,788.66	101.35 4.34%	511,815.00 5,996.17	0.37% 7,026.33	A1/A A+	1.77 1.66
713448FW3	PEPSICO INC 5.125 11/10/2026	380,000.00	11/08/2023 5.13%	379,897.40 379,933.63	101.39 4.37%	385,289.49 1,136.04	0.28% 5,355.86	A1/A+ NA	1.94 1.75
06368LAQ9	BANK OF MONTREAL 4.7 09/14/2027	1,000,000.00	03/30/2023 4.91%	991,550.00 994,721.35	100.29 4.58%	1,002,920.83 10,052.78	0.73% 8,199.48	A2/A- AA-	2.79 2.49
78016FZW7	ROYAL BANK OF CANADA 4.9 01/12/2028	1,000,000.00	03/30/2023 4.95%	997,990.00 998,692.58	100.82 4.61%	1,008,163.80 18,919.44	0.74% 9,471.22	A1/A AA-	3.12 2.81



# HOLDINGS REPORT



City of Orange Cons | Account #10897 | As of November 30, 2024

Cusip	Security Description	Par Value/ Units	Purchase Date Purchase Yield	Cost Value Book Value	Mkt Price Mkt YTM	Market Value Accrued Int.	% of Port. Gain/Loss	Moody's/ S&P/ Fitch	Maturity Duration
06051GGF0	BANK OF AMERICA CORP 3.824 01/20/2028	1,250,000.00	06/27/2024 5.30%	1,206,175.00 1,213,479.17	98.10 5.25%	1,226,226.89 17,393.89	0.90% 12,747.72	A1/A- AA-	3.14 1.99
713448FL7	PEPSICO INC 3.6 02/18/2028	1,500,000.00	03/27/2024 4.49%	1,452,735.00 1,460,978.12	97.97 4.28%	1,469,613.39 15,450.00	1.07% 8,635.27	A1/A+ NA	3.22 2.96
58933YBH7	MERCK & CO INC 4.05 05/17/2028	1,250,000.00	09/26/2024 3.76%	1,261,775.00 1,261,185.34	99.41 4.24%	1,242,566.58 1,968.75	0.91% (18,618.77)	A1/A+ NA	3.46 3.19
91324PEU2	UNITEDHEALTH GROUP INC 4.25 01/15/2029	1,000,000.00	05/28/2024 5.05%	967,180.00 970,787.87	99.11 4.49%	991,057.60 16,055.56	0.72% 20,269.73	A2/A+ A	4.13 3.68
69371RS80	PACCAR FINANCIAL CORP 4.6 01/31/2029	1,200,000.00	03/27/2024 4.70%	1,194,684.00 1,195,428.84	100.65 4.43%	1,207,771.64 18,553.33	0.88% 12,342.80	A1/A+ NA	4.17 3.70
17275RBR2	CISCO SYSTEMS INC 4.85 02/26/2029	1,250,000.00	02/27/2024 4.84%	1,250,650.00 1,250,549.94	101.60 4.43%	1,270,038.08 15,998.26	0.93% 19,488.13	A1/AA- NA	4.24 3.68
437076DC3	HOME DEPOT INC 4.75 06/25/2029	1,250,000.00	06/27/2024 4.82%	1,245,987.50 1,246,330.86	101.07 4.49%	1,263,360.58 25,729.17	0.92% 17,029.71	A2/A A	4.57 3.92
532457CQ9	ELI LILLY AND CO 4.2 08/14/2029	705,000.00	08/12/2024 4.25%	703,456.05 703,548.21	99.11 4.41%	698,752.53 8,800.75	0.51% (4,795.68)	A1/A+ NA	4.70 4.17
171239AL0	CHUBB INA HOLDINGS LLC 4.65 08/15/2029	1,250,000.00	09/26/2024 4.08%	1,280,725.00 1,279,585.09	100.48 4.53%	1,255,978.08 19,536.46	0.92% (23,607.01)	A2/A A	4.71 4.06
40139LBJ1	GUARDIAN LIFE GLOBAL FUNDING 4.179 09/26/2029	1,300,000.00	11/26/2024 4.67%	1,272,336.00 1,272,398.73	98.31 4.57%	1,277,975.23 9,809.04	0.93% 5,576.50	Aa1/AA+ NA	4.82 4.28
<b>Total Corporate</b>		<b>27,080,000.00</b>	<b>3.51%</b>	<b>26,915,356.65</b> <b>26,968,997.18</b>	<b>98.86</b> <b>4.60%</b>	<b>26,763,002.35</b> <b>234,223.57</b>	<b>19.57%</b> <b>(205,994.83)</b>	<b>A1/A+</b> <b>A+</b>	<b>2.57</b> <b>2.21</b>
<b>LAIF</b>									
90LAIF\$00	Local Agency Investment Fund State Pool	22,621,656.93	-- 4.49%	22,621,656.93 22,621,656.93	1.00 4.49%	22,621,656.93 0.00	16.54% 0.00	NA/NA NA	0.00 0.00
<b>Total LAIF</b>		<b>22,621,656.93</b>	<b>4.49%</b>	<b>22,621,656.93</b>	<b>1.00</b> <b>4.49%</b>	<b>22,621,656.93</b> <b>0.00</b>	<b>16.54%</b> <b>0.00</b>	<b>NA/NA</b> <b>NA</b>	<b>0.00</b> <b>0.00</b>
<b>MONEY MARKET FUND</b>									
31846V203	FIRST AMER:GVT OBLG Y	63,509.40	-- 4.26%	63,509.40 63,509.40	1.00 4.26%	63,509.40 0.00	0.05% 0.00	Aaa/ AAAm AAA	0.00 0.00

# HOLDINGS REPORT



City of Orange Cons | Account #10897 | As of November 30, 2024

Cusip	Security Description	Par Value/ Units	Purchase Date Purchase Yield	Cost Value Book Value	Mkt Price Mkt YTM	Market Value Accrued Int.	% of Port. Gain/Loss	Moody's/ S&P/ Fitch	Maturity Duration
<b>Total Money Market Fund</b>		<b>63,509.40</b>	<b>4.26%</b>	<b>63,509.40</b> <b>63,509.40</b>	<b>1.00</b> <b>4.26%</b>	<b>63,509.40</b> <b>0.00</b>	<b>0.05%</b> <b>0.00</b>	<b>Aaa/ AAAm AAA</b>	<b>0.00</b> <b>0.00</b>
<b>SUPRANATIONAL</b>									
4581X0EKO	INTER-AMERICAN DEVELOPMENT BANK 4.5 05/15/2026	1,720,000.00	06/27/2023 4.53%	1,718,675.60 1,719,327.65	100.24 4.33%	1,724,070.29 3,440.00	1.26% 4,742.64	Aaa/AAA NA	1.45 1.39
459058KT9	INTERNATIONAL BANK FOR RECONSTRUCTION AND DEVELOPM 3.5 07/12/2028	2,000,000.00	07/24/2023 4.19%	1,938,380.00 1,955,170.01	97.78 4.17%	1,955,613.86 27,027.78	1.43% 443.85	Aaa/AAA NA	3.62 3.31
<b>Total Supranational</b>		<b>3,720,000.00</b>	<b>4.35%</b>	<b>3,657,055.60</b> <b>3,674,497.66</b>	<b>98.93</b> <b>4.24%</b>	<b>3,679,684.15</b> <b>30,467.78</b>	<b>2.69%</b> <b>5,186.50</b>	<b>Aaa/AAA</b> <b>NA</b>	<b>2.60</b> <b>2.41</b>
<b>US TREASURY</b>									
91282CCZ2	UNITED STATES TREASURY 0.875 09/30/2026	3,000,000.00	09/30/2021 1.01%	2,980,546.88 2,992,883.52	94.17 4.22%	2,825,156.25 4,471.15	2.07% (167,727.27)	Aaa/AA+ AA+	1.83 1.78
91282CGT2	UNITED STATES TREASURY 3.625 03/31/2028	1,825,000.00	-- 3.68%	1,822,165.04 1,822,013.04	98.46 4.12%	1,796,983.40 11,268.37	1.31% (25,029.63)	Aaa/AA+ AA+	3.33 3.08
91282CHA2	UNITED STATES TREASURY 3.5 04/30/2028	200,000.00	06/13/2024 4.33%	194,109.38 194,816.58	98.04 4.12%	196,070.31 599.45	0.14% 1,253.73	Aaa/AA+ AA+	3.42 3.17
912810FE3	UNITED STATES TREASURY 5.5 08/15/2028	2,100,000.00	04/29/2024 4.59%	2,173,746.09 2,163,634.22	105.05 4.02%	2,205,984.38 33,896.74	1.61% 42,350.15	Aaa/AA+ AA+	3.71 3.29
91282CJF9	UNITED STATES TREASURY 4.875 10/31/2028	2,200,000.00	05/28/2024 4.57%	2,226,640.63 2,223,574.32	102.70 4.12%	2,259,296.86 9,184.39	1.65% 35,722.54	Aaa/AA+ AA+	3.92 3.53
9128285M8	UNITED STATES TREASURY 3.125 11/15/2028	2,000,000.00	12/28/2023 3.86%	1,935,078.13 1,947,385.25	96.44 4.11%	1,928,750.00 2,762.43	1.41% (18,635.25)	Aaa/AA+ AA+	3.96 3.66
91282CKD2	UNITED STATES TREASURY 4.25 02/28/2029	2,200,000.00	03/27/2024 4.18%	2,206,617.19 2,205,704.47	100.52 4.11%	2,211,515.64 23,762.43	1.62% 5,811.16	Aaa/AA+ AA+	4.25 3.81
91282CKG5	UNITED STATES TREASURY 4.125 03/31/2029	2,200,000.00	05/28/2024 4.53%	2,161,156.25 2,165,245.07	100.04 4.11%	2,200,859.36 15,457.42	1.61% 35,614.30	Aaa/AA+ AA+	4.33 3.90
91282CKP5	UNITED STATES TREASURY 4.625 04/30/2029	2,000,000.00	-- 4.13%	2,042,382.82 2,039,744.21	102.07 4.11%	2,041,328.12 7,921.27	1.49% 1,583.91	Aaa/AA+ AA+	4.41 3.95
91282CKT7	UNITED STATES TREASURY 4.5 05/31/2029	2,200,000.00	06/13/2024 4.25%	2,224,578.13 2,222,272.23	101.64 4.10%	2,236,007.82 271.98	1.63% 13,735.58	Aaa/AA+ AA+	4.50 4.04

# HOLDINGS REPORT



City of Orange Cons | Account #10897 | As of November 30, 2024

Cusip	Security Description	Par Value/ Units	Purchase Date Purchase Yield	Cost Value Book Value	Mkt Price Mkt YTM	Market Value Accrued Int.	% of Port. Gain/Loss	Moody's/ S&P/ Fitch	Maturity Duration
91282CLC3	UNITED STATES TREASURY 4.0 07/31/2029	2,000,000.00	09/26/2024 4.30%	2,038,515.62 2,037,099.60	99.58 4.10%	1,991,562.50 26,739.13	1.46% (45,537.10)	Aaa/AA+ AA+	4.67 4.16
91282CFJ5	UNITED STATES TREASURY 3.125 08/31/2029	2,000,000.00	10/30/2024 4.10%	1,915,156.25 1,916,646.42	95.79 4.11%	1,915,703.12 15,883.98	1.40% (943.30)	Aaa/AA+ AA+	4.75 4.31
91282CFLO	UNITED STATES TREASURY 3.875 09/30/2029	2,200,000.00	10/30/2024 4.10%	2,177,828.13 2,178,211.04	99.00 4.11%	2,177,914.07 14,520.60	1.59% (296.97)	Aaa/AA+ AA+	4.83 4.33
<b>Total US Treasury</b>		<b>26,125,000.00</b>	<b>3.87%</b>	<b>26,098,520.54</b> <b>26,109,229.99</b>	<b>99.57</b> <b>4.11%</b>	<b>25,987,131.83</b> <b>166,739.35</b>	<b>19.00%</b> <b>(122,098.16)</b>	<b>Aaa/AA+</b> <b>AA+</b>	<b>3.98</b> <b>3.60</b>
<b>Total Portfolio</b>		<b>137,849,380.62</b>	<b>3.37%</b>	<b>137,721,499.16</b> <b>137,752,192.21</b>	<b>74.44</b> <b>4.01%</b>	<b>136,777,677.17</b> <b>661,901.27</b>	<b>100.00%</b> <b>(974,515.04)</b>	<b>Aa2/AA</b> <b>AA</b>	<b>1.97</b> <b>1.69</b>
<b>Total Market Value + Accrued</b>						<b>137,439,578.44</b>			

# TRANSACTION LEDGER



City of Orange Cons | Account #10897 | As of November 30, 2024

Transaction Type	Settlement Date	CUSIP	Quantity	Security Description	Price	Acq/Disp Yield	Amount	Interest Pur/Sold	Total Amount	Gain/Loss
<b>ACQUISITIONS</b>										
Purchase	11/04/2024	31846V203	934.61	FIRST AMER:GVT OBLG Y	1.000	4.44%	(934.61)	0.00	(934.61)	0.00
Purchase	11/08/2024	31846V203	13,437.50	FIRST AMER:GVT OBLG Y	1.000	4.42%	(13,437.50)	0.00	(13,437.50)	0.00
Purchase	11/08/2024	31846V203	1,250,000.00	FIRST AMER:GVT OBLG Y	1.000	4.42%	(1,250,000.00)	0.00	(1,250,000.00)	0.00
Purchase	11/12/2024	31846V203	9,737.50	FIRST AMER:GVT OBLG Y	1.000	4.42%	(9,737.50)	0.00	(9,737.50)	0.00
Purchase	11/15/2024	31846V203	87,609.80	FIRST AMER:GVT OBLG Y	1.000	4.42%	(87,609.80)	0.00	(87,609.80)	0.00
Purchase	11/15/2024	31846V203	1,401.40	FIRST AMER:GVT OBLG Y	1.000	4.42%	(1,401.40)	0.00	(1,401.40)	0.00
Purchase	11/18/2024	31846V203	25,312.50	FIRST AMER:GVT OBLG Y	1.000	4.26%	(25,312.50)	0.00	(25,312.50)	0.00
Purchase	11/21/2024	31846V203	4,840.50	FIRST AMER:GVT OBLG Y	1.000	4.41%	(4,840.50)	0.00	(4,840.50)	0.00
Purchase	11/25/2024	31846V203	866.08	FIRST AMER:GVT OBLG Y	1.000	4.26%	(866.08)	0.00	(866.08)	0.00
Purchase	11/25/2024	31846V203	13,987.77	FIRST AMER:GVT OBLG Y	1.000	4.26%	(13,987.77)	0.00	(13,987.77)	0.00
Purchase	11/27/2024	91282CGT2	325,000.00	UNITED STATES TREASURY 3.625 03/31/2028	98.082	4.25%	(318,766.60)	(1,877.23)	(320,643.83)	0.00
Purchase	11/27/2024	40139LBJ1	1,300,000.00	GUARDIAN LIFE GLOBAL FUNDING 4.179 09/26/2029	97.872	4.67%	(1,272,336.00)	(9,205.41)	(1,281,541.41)	0.00
Purchase	11/30/2024	999WEL\$14	4,841.78	Wells Fargo	1.000	0.00%	(4,841.78)	0.00	(4,841.78)	0.00
<b>Total Purchase</b>			<b>3,037,969.44</b>				<b>(3,004,072.04)</b>	<b>(11,082.64)</b>	<b>(3,015,154.68)</b>	<b>0.00</b>
<b>TOTAL ACQUISITIONS</b>			<b>3,037,969.44</b>				<b>(3,004,072.04)</b>	<b>(11,082.64)</b>	<b>(3,015,154.68)</b>	<b>0.00</b>
<b>OTHER</b>										
Maturity	11/08/2024	14913Q3B3	(1,250,000.00)	CATERPILLAR FINANCIAL SERVICES CORP 2.15 11/08/2024	100.000	2.15%	1,250,000.00	0.00	1,250,000.00	0.00
<b>Total Maturity</b>			<b>(1,250,000.00)</b>				<b>1,250,000.00</b>	<b>0.00</b>	<b>1,250,000.00</b>	<b>0.00</b>
Sale	11/07/2024	31846V203	(6,358.34)	FIRST AMER:GVT OBLG Y	1.000	4.42%	6,358.34	0.00	6,358.34	0.00
Sale	11/27/2024	31846V203	(1,602,185.24)	FIRST AMER:GVT OBLG Y	1.000	4.41%	1,602,185.24	0.00	1,602,185.24	0.00
Sale	11/30/2024	999WEL\$15	(1,908,306.35)	Wells Fargo	1.000	0.00%	1,908,306.35	0.00	1,908,306.35	0.00
Sale	11/30/2024	999WEL\$12	(80,388.00)	Wells Fargo General	1.000	5.20%	80,388.00	0.00	80,388.00	0.00
<b>Total Sale</b>			<b>(3,597,237.93)</b>				<b>3,597,237.93</b>	<b>0.00</b>	<b>3,597,237.93</b>	<b>0.00</b>

# TRANSACTION LEDGER



City of Orange Cons | Account #10897 | As of November 30, 2024

Transaction Type	Settlement Date	CUSIP	Quantity	Security Description	Price	Acq/Disp Yield	Amount	Interest Pur/Sold	Total Amount	Gain/Loss
<b>TOTAL OTHER TRANSACTIONS</b>			<b>(4,847,237.93)</b>				<b>4,847,237.93</b>	<b>0.00</b>	<b>4,847,237.93</b>	<b>0.00</b>
<b>OTHER</b>										
Cash Transfer	11/01/2024	CCYUSD	(1,358.75)	Cash		0.00%	(1,358.75)	0.00	(1,358.75)	0.00
Cash Transfer	11/30/2024	CCYUSD	(1,984,329.72)	Cash		0.00%	(1,984,329.72)	0.00	(1,984,329.72)	0.00
<b>Total Cash Transfer</b>			<b>(1,985,688.47)</b>				<b>(1,985,688.47)</b>	<b>0.00</b>	<b>(1,985,688.47)</b>	<b>0.00</b>
Coupon	11/08/2024	14913Q3B3	0.00	CATERPILLAR FINANCIAL SERVICES CORP 2.15 11/08/2024		2.15%	13,437.50	0.00	13,437.50	0.00
Coupon	11/10/2024	713448FW3	0.00	PEPSICO INC 5.125 11/10/2026		5.13%	9,737.50	0.00	9,737.50	0.00
Coupon	11/15/2024	9128285M8	0.00	UNITED STATES TREASURY 3.125 11/15/2028		3.86%	31,250.00	0.00	31,250.00	0.00
Coupon	11/15/2024	92970QAE5	0.00	WFCIT 2024-2 A 4.29 10/15/2029		4.33%	1,401.40	0.00	1,401.40	0.00
Coupon	11/15/2024	4581X0EK0	0.00	INTER-AMERICAN DEVELOPMENT BANK 4.5 05/15/2026		4.53%	38,700.00	0.00	38,700.00	0.00
Coupon	11/15/2024	44934QAD3	0.00	HART 2024-B A3 4.84 03/15/2029		4.90%	1,149.50	0.00	1,149.50	0.00
Coupon	11/15/2024	02582JJZ4	0.00	AMXCA 2023-1 A 4.87 05/15/2026		4.92%	1,420.42	0.00	1,420.42	0.00
Coupon	11/15/2024	05522RDJ4	0.00	BACCT 2024-1 A 4.93 05/15/2029		4.98%	2,074.71	0.00	2,074.71	0.00
Coupon	11/15/2024	47800CAC0	0.00	JDOT 2023 A3 5.01 11/15/2027		5.07%	1,649.13	0.00	1,649.13	0.00
Coupon	11/15/2024	161571HT4	0.00	CHAIT 2023-1 A 5.16 09/15/2028		5.23%	4,558.00	0.00	4,558.00	0.00
Coupon	11/15/2024	47786WAD2	0.00	JDOT 2024-B A3 5.2 03/15/2029		5.27%	2,210.00	0.00	2,210.00	0.00
Coupon	11/15/2024	02582JKD1	0.00	AMXCA 2023-3 A 5.23 09/15/2028		5.29%	4,598.04	0.00	4,598.04	0.00

# TRANSACTION LEDGER



City of Orange Cons | Account #10897 | As of November 30, 2024

Transaction Type	Settlement Date	CUSIP	Quantity	Security Description	Price	Acq/Disp Yield	Amount	Interest Pur/Sold	Total Amount	Gain/Loss
Coupon	11/17/2024	58933YBH7	0.00	MERCK & CO INC 4.05 05/17/2028		3.76%	25,312.50	0.00	25,312.50	0.00
Coupon	11/21/2024	43813YAC6	0.00	HAROT 2024-3 A3 4.57 03/21/2029		4.62%	2,399.25	0.00	2,399.25	0.00
Coupon	11/21/2024	43815JAC7	0.00	HAROT 2023-1 A3 5.04 04/21/2027		5.11%	882.00	0.00	882.00	0.00
Coupon	11/21/2024	438123AC5	0.00	HAROT 2023-4 A3 5.67 06/21/2028		5.75%	1,559.25	0.00	1,559.25	0.00
Coupon	11/25/2024	05593AAC3	0.00	BMWLT 2023-1 A3 5.16 11/25/2025		5.22%	210.36	0.00	210.36	0.00
Coupon	11/25/2024	096919AD7	0.00	BMWOT 2024-A A3 5.18 02/26/2029		5.24%	1,942.50	0.00	1,942.50	0.00
Coupon	11/25/2024	05592XAD2	0.00	BMWOT 2023-A A3 5.47 02/25/2028		5.54%	866.08	0.00	866.08	0.00
Coupon	11/30/2024	91282CKT7	0.00	UNITED STATES TREASURY 4.5 05/31/2029		4.25%	49,500.00	0.00	49,500.00	0.00
<b>Total Coupon</b>			<b>0.00</b>				<b>194,858.14</b>	<b>0.00</b>	<b>194,858.14</b>	<b>0.00</b>
Custody Fee	11/25/2024	CCYUSD	(690.86)	Cash		0.00%	(690.86)	0.00	(690.86)	0.00
<b>Total Custody Fee</b>			<b>(690.86)</b>				<b>(690.86)</b>	<b>0.00</b>	<b>(690.86)</b>	<b>0.00</b>
Dividend	11/30/2024	999WEL\$12	0.00	Wells Fargo General		5.20%	477.15	0.00	477.15	0.00
Dividend	11/30/2024	31846V203	0.00	FIRST AMER:GVT OBLG Y		4.30%	3,810.68	0.00	3,810.68	0.00
<b>Total Dividend</b>			<b>0.00</b>				<b>4,287.83</b>	<b>0.00</b>	<b>4,287.83</b>	<b>0.00</b>
Management Fee	11/07/2024	CCYUSD	(6,358.34)	Cash		0.00%	(6,358.34)	0.00	(6,358.34)	0.00
<b>Total Management Fee</b>			<b>(6,358.34)</b>				<b>(6,358.34)</b>	<b>0.00</b>	<b>(6,358.34)</b>	<b>0.00</b>
Principal Paydown	11/25/2024	05593AAC3	12,525.77	BMWLT 2023-1 A3 5.16 11/25/2025		5.22%	12,525.77	--	12,525.77	(0.00)
<b>Total Principal Paydown</b>			<b>12,525.77</b>				<b>12,525.77</b>	<b>--</b>	<b>12,525.77</b>	<b>(0.00)</b>
<b>TOTAL OTHER TRANSACTIONS</b>			<b>(1,980,211.90)</b>				<b>(1,781,065.93)</b>	<b>0.00</b>	<b>(1,781,065.93)</b>	<b>(0.00)</b>

# INCOME EARNED



City of Orange Cons | Account #10897 | As of November 30, 2024

Cusip	Security Description	Trade Date Settle Date Units	Book Value: Begin Book Value: Acq Book Value: Disp Book Value: End	Prior Accrued Inc. Received Ending Accrued Total Interest	Accr. Of Discount Amort. Of Premium Net Accret/Amort Income Earned	Total Income
<b>CASH &amp; EQUIVALENTS</b>						
31846V203	FIRST AMER:GVT OBLG Y	63,509.40	263,925.32 1,408,127.66 (1,608,543.58) 63,509.40	0.00 934.61 0.00 934.61	0.00 0.00 0.00 934.61	934.61
999WEL\$12	Wells Fargo General	33,933.00	114,321.00 0.00 (80,388.00) 33,933.00	0.00 3,813.61 0.00 3,813.61	0.00 0.00 0.00 3,813.61	3,813.61
999WEL\$14	Wells Fargo	498,798.45	493,956.67 4,841.78 0.00 498,798.45	0.00 0.00 0.00 0.00	0.00 0.00 0.00 0.00	0.00
999WEL\$15	Wells Fargo	10,867,438.04	12,775,744.39 0.00 (1,908,306.35) 10,867,438.04	0.00 0.00 0.00 0.00	0.00 0.00 0.00 0.00	0.00
CCYUSD	Receivable	222,649.87	128,622.76 0.00 0.00 222,649.87	0.00 0.00 0.00 0.00	0.00 0.00 0.00 0.00	0.00
<b>Total Cash &amp; Equivalents</b>			<b>11,686,328.76</b>	<b>4,748.22</b>	<b>4,748.22</b>	<b>4,748.22</b>
<b>FIXED INCOME</b>						
02582JJZ4	AMXCA 2023-1 A 4.87 05/15/2026	06/07/2023 06/14/2023 350,000.00	349,978.94 0.00 0.00 349,980.07	757.56 1,420.42 757.56 1,420.42	1.13 0.00 1.13 1,421.55	1,421.55
02582JKD1	AMXCA 2023-3 A 5.23 09/15/2028	09/12/2023 09/19/2023 1,055,000.00	1,054,963.42 0.00 0.00 1,054,964.20	2,452.29 4,598.04 2,452.29 4,598.04	0.78 0.00 0.78 4,598.82	4,598.82

# INCOME EARNED



City of Orange Cons | Account #10897 | As of November 30, 2024

Cusip	Security Description	Trade Date Settle Date Units	Book Value: Begin Book Value: Acq Book Value: Disp Book Value: End	Prior Accrued Inc. Received Ending Accrued Total Interest	Accr. Of Discount Amort. Of Premium Net Accret/Amort Income Earned	Total Income
037833EB2	APPLE INC 0.7 02/08/2026	02/08/2021 02/08/2021 3,000,000.00	2,999,931.39 0.00 0.00 2,999,935.83	4,841.67 0.00 6,591.67 1,750.00	4.44 0.00 4.44 1,754.44	1,754.44
05522RDJ4	BACCT 2024-1 A 4.93 05/15/2029	06/06/2024 06/13/2024 505,000.00	504,973.97 0.00 0.00 504,974.46	1,106.51 2,074.71 1,106.51 2,074.71	0.49 0.00 0.49 2,075.20	2,075.20
05592XAD2	BMWOT 2023-A A3 5.47 02/25/2028	07/11/2023 07/18/2023 190,000.00	189,975.77 0.00 0.00 189,976.37	173.22 866.08 173.22 866.08	0.60 0.00 0.60 866.68	866.68
05593AAC3	BMWLT 2023-1 A3 5.16 11/25/2025	02/07/2023 02/15/2023 36,394.93	48,920.26 0.00 (12,525.77) 36,394.62	42.07 210.36 31.30 199.59	0.14 0.00 0.14 199.73	199.73
06051GGF0	BANK OF AMERICA CORP 3.824 01/20/2028	06/27/2024 06/28/2024 1,250,000.00	1,212,074.52 0.00 0.00 1,213,479.17	13,410.56 0.00 17,393.89 3,983.33	1,404.65 0.00 1,404.65 5,387.98	5,387.98
06368LAQ9	BANK OF MONTREAL 4.7 09/14/2027	03/30/2023 03/31/2023 1,000,000.00	994,565.63 0.00 0.00 994,721.35	6,136.11 0.00 10,052.78 3,916.67	155.71 0.00 155.71 4,072.38	4,072.38
096919AD7	BMWOT 2024-A A3 5.18 02/26/2029	06/04/2024 06/11/2024 450,000.00	449,937.33 0.00 0.00 449,938.52	388.50 1,942.50 388.50 1,942.50	1.19 0.00 1.19 1,943.69	1,943.69
14913Q3B3	CATERPILLAR FINANCIAL SERVICES CORP 2.15 11/08/2024	05/31/2022 06/02/2022 0.00	1,249,835.62 0.00 (1,250,000.00) 0.00	12,914.93 13,437.50 0.00 522.57	164.38 0.00 164.38 686.95	686.95
161571HT4	CHAIT 2023-1 A 5.16 09/15/2028	09/07/2023 09/15/2023 1,060,000.00	1,059,772.59 0.00 0.00 1,059,777.42	2,430.93 4,558.00 2,430.93 4,558.00	4.82 0.00 4.82 4,562.82	4,562.82



# INCOME EARNED



City of Orange Cons | Account #10897 | As of November 30, 2024

Cusip	Security Description	Trade Date Settle Date Units	Book Value: Begin Book Value: Acq Book Value: Disp Book Value: End	Prior Accrued Inc. Received Ending Accrued Total Interest	Accr. Of Discount Amort. Of Premium Net Accret/Amort Income Earned	Total Income
171239AL0	CHUBB INA HOLDINGS LLC 4.65 08/15/2029	09/26/2024 09/27/2024 1,250,000.00	1,280,111.20 0.00 0.00 1,279,585.09	14,692.71 0.00 19,536.46 4,843.75	0.00 (526.11) (526.11) 4,317.64	4,317.64
17275RBR2	CISCO SYSTEMS INC 4.85 02/26/2029	02/27/2024 02/29/2024 1,250,000.00	1,250,560.82 0.00 0.00 1,250,549.94	10,946.18 0.00 15,998.26 5,052.08	0.00 (10.88) (10.88) 5,041.21	5,041.21
24422EWF2	JOHN DEERE CAPITAL CORP 3.4 06/06/2025	06/01/2022 06/06/2022 280,000.00	279,987.25 0.00 0.00 279,989.01	3,834.44 0.00 4,627.78 793.33	1.76 0.00 1.76 795.10	795.10
24422EXD6	JOHN DEERE CAPITAL CORP 5.15 09/08/2026	09/05/2023 09/08/2023 505,000.00	504,778.85 0.00 0.00 504,788.66	3,828.88 0.00 5,996.17 2,167.29	9.81 0.00 9.81 2,177.11	2,177.11
3130AEB25	FEDERAL HOME LOAN BANKS 3.25 06/09/2028	07/24/2023 07/25/2023 2,000,000.00	1,941,759.06 0.00 0.00 1,943,086.74	25,638.89 0.00 31,055.56 5,416.67	1,327.68 0.00 1,327.68 6,744.35	6,744.35
3130AMBG6	FEDERAL HOME LOAN BANKS 0.75 04/29/2025	05/04/2021 05/04/2021 5,000,000.00	5,000,000.00 0.00 0.00 5,000,000.00	208.33 0.00 3,333.33 3,125.00	0.00 0.00 0.00 3,125.00	3,125.00
3130ANA42	FEDERAL HOME LOAN BANKS 0.65 04/28/2025	07/28/2021 07/28/2021 4,000,000.00	4,000,000.00 0.00 0.00 4,000,000.00	6,716.67 0.00 8,883.33 2,166.67	0.00 0.00 0.00 2,166.67	2,166.67
3130ANDF4	FEDERAL HOME LOAN BANKS 0.9 07/29/2026	07/29/2021 07/29/2021 5,000,000.00	5,000,000.00 0.00 0.00 5,000,000.00	11,500.00 0.00 15,250.00 3,750.00	0.00 0.00 0.00 3,750.00	3,750.00
3130ATS57	FEDERAL HOME LOAN BANKS 4.5 03/10/2028	03/27/2023 03/28/2023 2,000,000.00	2,040,914.59 0.00 0.00 2,039,912.60	12,750.00 0.00 20,250.00 7,500.00	0.00 (1,001.99) (1,001.99) 6,498.01	6,498.01

# INCOME EARNED



City of Orange Cons | Account #10897 | As of November 30, 2024

Cusip	Security Description	Trade Date Settle Date Units	Book Value: Begin Book Value: Acq Book Value: Disp Book Value: End	Prior Accrued Inc. Received Ending Accrued Total Interest	Accr. Of Discount Amort. Of Premium Net Accret/Amort Income Earned	Total Income
3130AXQK7	FEDERAL HOME LOAN BANKS 4.75 12/08/2028	01/29/2024 01/30/2024 2,000,000.00	2,051,222.48 0.00 0.00 2,050,196.66	37,736.11 0.00 45,652.78 7,916.67	0.00 (1,025.82) (1,025.82) 6,890.85	6,890.85
3133EPCFO	FEDERAL FARM CREDIT BANKS FUNDING CORP 4.5 03/02/2026	03/27/2023 03/28/2023 2,000,000.00	2,012,118.21 0.00 0.00 2,011,370.17	14,750.00 0.00 22,250.00 7,500.00	0.00 (748.04) (748.04) 6,751.96	6,751.96
3133EPDJ1	FEDERAL FARM CREDIT BANKS FUNDING CORP 4.375 09/15/2027	03/27/2023 03/28/2023 2,000,000.00	2,029,359.41 0.00 0.00 2,028,518.97	11,180.56 0.00 18,472.22 7,291.67	0.00 (840.44) (840.44) 6,451.23	6,451.23
3133EPQC2	FEDERAL FARM CREDIT BANKS FUNDING CORP 4.625 07/17/2026	07/28/2023 07/31/2023 2,000,000.00	1,998,998.13 0.00 0.00 1,999,046.38	26,722.22 0.00 34,430.56 7,708.33	48.24 0.00 48.24 7,756.58	7,756.58
3133ERDH1	FEDERAL FARM CREDIT BANKS FUNDING CORP 4.75 04/30/2029	04/29/2024 04/30/2024 2,100,000.00	2,103,831.10 0.00 0.00 2,103,761.06	277.08 0.00 8,589.58 8,312.50	0.00 (70.04) (70.04) 8,242.46	8,242.46
3134GW3Z7	FEDERAL HOME LOAN MORTGAGE CORP 0.6 10/28/2025	10/28/2020 10/28/2020 8,500,000.00	8,500,000.00 0.00 0.00 8,500,000.00	425.00 0.00 4,675.00 4,250.00	0.00 0.00 0.00 4,250.00	4,250.00
3135GA4W8	FEDERAL NATIONAL MORTGAGE ASSOCIATION 0.5 02/18/2025	11/20/2020 11/20/2020 3,450,000.00	3,450,000.00 0.00 0.00 3,450,000.00	3,497.92 0.00 4,935.42 1,437.50	0.00 0.00 0.00 1,437.50	1,437.50
40139LBJ1	GUARDIAN LIFE GLOBAL FUNDING 4.179 09/26/2029	11/26/2024 11/27/2024 1,300,000.00	0.00 1,272,336.00 0.00 1,272,398.73	0.00 (9,205.41) 9,809.04 603.63	62.73 0.00 62.73 666.36	666.36
437076DC3	HOME DEPOT INC 4.75 06/25/2029	06/27/2024 06/28/2024 1,250,000.00	1,246,264.83 0.00 0.00 1,246,330.86	20,781.25 0.00 25,729.17 4,947.92	66.03 0.00 66.03 5,013.95	5,013.95

# INCOME EARNED



City of Orange Cons | Account #10897 | As of November 30, 2024

Cusip	Security Description	Trade Date Settle Date Units	Book Value: Begin Book Value: Acq Book Value: Disp Book Value: End	Prior Accrued Inc. Received Ending Accrued Total Interest	Accr. Of Discount Amort. Of Premium Net Accret/Amort Income Earned	Total Income
438123AC5	HAROT 2023-4 A3 5.67 06/21/2028	11/01/2023 11/08/2023 330,000.00	329,954.26 0.00 0.00 329,955.29	519.75 1,559.25 519.75 1,559.25	1.03 0.00 1.03 1,560.28	1,560.28
43813YAC6	HAROT 2024-3 A3 4.57 03/21/2029	08/09/2024 08/21/2024 630,000.00	629,905.29 0.00 0.00 629,907.06	799.75 2,399.25 799.75 2,399.25	1.77 0.00 1.77 2,401.02	2,401.02
43815JAC7	HAROT 2023-1 A3 5.04 04/21/2027	02/16/2023 02/24/2023 210,000.00	209,976.82 0.00 0.00 209,977.60	294.00 882.00 294.00 882.00	0.77 0.00 0.77 882.77	882.77
44934QAD3	HART 2024-B A3 4.84 03/15/2029	07/16/2024 07/24/2024 285,000.00	284,959.53 0.00 0.00 284,960.29	613.07 1,149.50 613.07 1,149.50	0.76 0.00 0.76 1,150.26	1,150.26
4581X0EK0	INTER-AMERICAN DEVELOPMENT BANK 4.5 05/15/2026	06/27/2023 07/06/2023 1,720,000.00	1,719,289.59 0.00 0.00 1,719,327.65	35,690.00 38,700.00 3,440.00 6,450.00	38.06 0.00 38.06 6,488.06	6,488.06
459058KT9	INTERNATIONAL BANK FOR RECONSTRUCTION AND DEVELOPM 3.5 07/12/2028	07/24/2023 07/26/2023 2,000,000.00	1,954,150.37 0.00 0.00 1,955,170.01	21,194.44 0.00 27,027.78 5,833.33	1,019.64 0.00 1,019.64 6,852.97	6,852.97
46647PBK1	JPMORGAN CHASE & CO 2.083 04/22/2026	05/31/2022 06/02/2022 1,250,000.00	1,239,725.20 0.00 0.00 1,241,517.31	650.94 0.00 2,820.73 2,169.79	1,792.12 0.00 1,792.12 3,961.91	3,961.91
47786WAD2	JDOT 2024-B A3 5.2 03/15/2029	06/11/2024 06/18/2024 510,000.00	509,908.13 0.00 0.00 509,909.86	1,178.67 2,210.00 1,178.67 2,210.00	1.73 0.00 1.73 2,211.73	2,211.73
47800CAC0	JDOT 2023 A3 5.01 11/15/2027	02/22/2023 03/02/2023 395,000.00	394,953.57 0.00 0.00 394,954.83	879.53 1,649.13 879.53 1,649.13	1.26 0.00 1.26 1,650.39	1,650.39

# INCOME EARNED



City of Orange Cons | Account #10897 | As of November 30, 2024

Cusip	Security Description	Trade Date Settle Date Units	Book Value: Begin Book Value: Acq Book Value: Disp Book Value: End	Prior Accrued Inc. Received Ending Accrued Total Interest	Accr. Of Discount Amort. Of Premium Net Accret/Amort Income Earned	Total Income
532457CQ9	ELI LILLY AND CO 4.2 08/14/2029	08/12/2024 08/14/2024 705,000.00	703,522.85 0.00 0.00 703,548.21	6,333.25 0.00 8,800.75 2,467.50	25.37 0.00 25.37 2,492.87	2,492.87
58933YBH7	MERCK & CO INC 4.05 05/17/2028	09/26/2024 09/27/2024 1,250,000.00	1,261,457.49 0.00 0.00 1,261,185.34	23,062.50 25,312.50 1,968.75 4,218.75	0.00 (272.15) (272.15) 3,946.60	3,946.60
61747YET8	MORGAN STANLEY 4.679 07/17/2026	12/28/2022 12/30/2022 775,000.00	772,054.86 0.00 0.00 772,397.32	10,475.76 0.00 13,497.62 3,021.85	342.46 0.00 342.46 3,364.31	3,364.31
63743HFF4	NATIONAL RURAL UTILITIES COOPERATIVE FINANCE CORP 5.45 10/30/2025	10/20/2022 10/31/2022 495,000.00	494,780.11 0.00 0.00 494,798.29	74.94 0.00 2,323.06 2,248.13	18.17 0.00 18.17 2,266.30	2,266.30
69371RS80	PACCAR FINANCIAL CORP 4.6 01/31/2029	03/27/2024 03/28/2024 1,200,000.00	1,195,338.74 0.00 0.00 1,195,428.84	13,953.33 0.00 18,553.33 4,600.00	90.10 0.00 90.10 4,690.10	4,690.10
713448FL7	PEPSICO INC 3.6 02/18/2028	03/27/2024 03/28/2024 1,500,000.00	1,459,980.97 0.00 0.00 1,460,978.12	10,950.00 0.00 15,450.00 4,500.00	997.15 0.00 997.15 5,497.15	5,497.15
713448FQ6	PEPSICO INC 4.55 02/13/2026	02/13/2023 02/15/2023 195,000.00	194,951.51 0.00 0.00 194,954.62	1,922.38 0.00 2,661.75 739.38	3.10 0.00 3.10 742.48	742.48
713448FW3	PEPSICO INC 5.125 11/10/2026	11/08/2023 11/10/2023 380,000.00	379,930.82 0.00 0.00 379,933.63	9,250.63 9,737.50 1,136.04 1,622.92	2.81 0.00 2.81 1,625.73	1,625.73
78016FZW7	ROYAL BANK OF CANADA 4.9 01/12/2028	03/30/2023 03/31/2023 1,000,000.00	998,658.08 0.00 0.00 998,692.58	14,836.11 0.00 18,919.44 4,083.33	34.50 0.00 34.50 4,117.83	4,117.83

# INCOME EARNED



City of Orange Cons | Account #10897 | As of November 30, 2024

Cusip	Security Description	Trade Date Settle Date Units	Book Value: Begin Book Value: Acq Book Value: Disp Book Value: End	Prior Accrued Inc. Received Ending Accrued Total Interest	Accr. Of Discount Amort. Of Premium Net Accret/Amort Income Earned	Total Income
89236THP3	TOYOTA MOTOR CREDIT CORP 0.8 10/16/2025	11/19/2020 11/19/2020 5,000,000.00	5,004,868.86 0.00 0.00 5,004,450.33	1,666.67 0.00 5,000.00 3,333.33	0.00 (418.53) (418.53) 2,914.81	2,914.81
907818GE2	UNION PACIFIC CORP 4.75 02/21/2026	02/13/2023 02/21/2023 470,000.00	469,865.00 0.00 0.00 469,873.49	4,340.97 0.00 6,201.39 1,860.42	8.49 0.00 8.49 1,868.91	1,868.91
912810FE3	UNITED STATES TREASURY 5.5 08/15/2028	04/29/2024 04/30/2024 2,100,000.00	2,165,045.18 0.00 0.00 2,163,634.22	24,480.98 0.00 33,896.74 9,415.76	0.00 (1,410.96) (1,410.96) 8,004.80	8,004.80
9128285M8	UNITED STATES TREASURY 3.125 11/15/2028	12/28/2023 12/29/2023 2,000,000.00	1,946,292.90 0.00 0.00 1,947,385.25	28,872.28 31,250.00 2,762.43 5,140.15	1,092.35 0.00 1,092.35 6,232.50	6,232.50
91282CCZ2	UNITED STATES TREASURY 0.875 09/30/2026	09/30/2021 09/30/2021 3,000,000.00	2,992,563.92 0.00 0.00 2,992,883.52	2,307.69 0.00 4,471.15 2,163.46	319.60 0.00 319.60 2,483.06	2,483.06
91282CFJ5	UNITED STATES TREASURY 3.125 08/31/2029	10/30/2024 10/31/2024 2,000,000.00	1,915,204.32 0.00 0.00 1,916,646.42	10,704.42 0.00 15,883.98 5,179.56	1,442.10 0.00 1,442.10 6,621.66	6,621.66
91282CFL0	UNITED STATES TREASURY 3.875 09/30/2029	10/30/2024 10/31/2024 2,200,000.00	2,177,840.48 0.00 0.00 2,178,211.04	7,494.51 0.00 14,520.60 7,026.10	370.56 0.00 370.56 7,396.66	7,396.66
91282CGT2	UNITED STATES TREASURY 3.625 03/31/2028	1,825,000.00	1,503,305.59 318,766.60 0.00 1,822,013.04	4,780.22 (1,877.23) 11,268.37 4,610.92	20.44 (79.59) (59.15) 4,551.77	4,551.77
91282CHA2	UNITED STATES TREASURY 3.5 04/30/2028	06/13/2024 06/14/2024 200,000.00	194,691.78 0.00 0.00 194,816.58	19.34 0.00 599.45 580.11	124.80 0.00 124.80 704.91	704.91

# INCOME EARNED



City of Orange Cons | Account #10897 | As of November 30, 2024

Cusip	Security Description	Trade Date Settle Date Units	Book Value: Begin Book Value: Acq Book Value: Disp Book Value: End	Prior Accrued Inc. Received Ending Accrued Total Interest	Accr. Of Discount Amort. Of Premium Net Accret/Amort Income Earned	Total Income
91282CJF9	UNITED STATES TREASURY 4.875 10/31/2028	05/28/2024 05/29/2024 2,200,000.00	2,224,068.89 0.00 0.00 2,223,574.32	296.27 0.00 9,184.39 8,888.12	0.00 (494.57) (494.57) 8,393.56	8,393.56
91282CKD2	UNITED STATES TREASURY 4.25 02/28/2029	03/27/2024 03/28/2024 2,200,000.00	2,205,814.88 0.00 0.00 2,205,704.47	16,013.81 0.00 23,762.43 7,748.62	0.00 (110.41) (110.41) 7,638.21	7,638.21
91282CKG5	UNITED STATES TREASURY 4.125 03/31/2029	05/28/2024 05/29/2024 2,200,000.00	2,164,585.58 0.00 0.00 2,165,245.07	7,978.02 0.00 15,457.42 7,479.40	659.49 0.00 659.49 8,138.88	8,138.88
91282CKP5	UNITED STATES TREASURY 4.625 04/30/2029	2,000,000.00	2,040,484.33 0.00 0.00 2,039,744.21	255.52 0.00 7,921.27 7,665.75	0.00 (740.12) (740.12) 6,925.63	6,925.63
91282CKT7	UNITED STATES TREASURY 4.5 05/31/2029	06/13/2024 06/14/2024 2,200,000.00	2,222,679.16 0.00 0.00 2,222,272.23	41,655.74 0.00 271.98 (41,383.76)	0.00 (406.92) (406.92) (41,790.68)	(41,790.68)
91282CLC3	UNITED STATES TREASURY 4.0 07/31/2029	09/26/2024 09/27/2024 2,000,000.00	2,037,753.15 0.00 0.00 2,037,099.60	20,217.39 0.00 26,739.13 6,521.74	0.00 (653.55) (653.55) 5,868.19	5,868.19
91324PEN8	UNITEDHEALTH GROUP INC 5.15 10/15/2025	12/28/2022 12/30/2022 775,000.00	779,019.06 0.00 0.00 778,672.59	1,773.89 0.00 5,099.93 3,326.04	0.00 (346.47) (346.47) 2,979.57	2,979.57
91324PEU2	UNITEDHEALTH GROUP INC 4.25 01/15/2029	05/28/2024 05/29/2024 1,000,000.00	970,205.96 0.00 0.00 970,787.87	12,513.89 0.00 16,055.56 3,541.67	581.91 0.00 581.91 4,123.58	4,123.58
92970QAE5	WFCIT 2024-2 A 4.29 10/15/2029	10/17/2024 10/24/2024 560,000.00	559,917.15 0.00 0.00 559,918.52	467.13 1,401.40 1,067.73 2,002.00	1.37 0.00 1.37 2,003.37	2,003.37

# INCOME EARNED



City of Orange Cons | Account #10897 | As of November 30, 2024

Cusip	Security Description	Trade Date Settle Date Units	Book Value: Begin Book Value: Acq Book Value: Disp Book Value: End	Prior Accrued Inc. Received Ending Accrued Total Interest	Accr. Of Discount Amort. Of Premium Net Accret/Amort Income Earned	Total Income
			103,112,539.75	588,658.37	12,246.50	
			1,591,102.60	134,275.50	(9,156.57)	
			(1,262,525.77)	661,901.27	3,089.94	
<b>Total Fixed Income</b>		<b>103,541,394.93</b>	<b>103,444,206.52</b>	<b>207,518.40</b>	<b>210,608.34</b>	<b>210,608.34</b>
<b>LAIF</b>						
90LAIF\$00	Local Agency Investment Fund State Pool	22,621,656.93	22,621,656.93	0.00	0.00	0.00
			0.00	0.00	0.00	
			0.00	0.00	0.00	
			22,621,656.93	0.00	0.00	
			22,621,656.93	0.00	0.00	
			0.00	0.00	0.00	
			0.00	0.00	0.00	
<b>Total LAIF</b>		<b>22,621,656.93</b>	<b>22,621,656.93</b>	<b>0.00</b>	<b>0.00</b>	<b>0.00</b>
			139,510,766.82	588,658.37	12,246.50	
			3,004,072.04	139,023.72	(9,156.57)	
			(4,859,763.70)	661,901.27	3,089.94	
<b>TOTAL PORTFOLIO</b>		<b>137,849,380.62</b>	<b>137,752,192.21</b>	<b>212,266.62</b>	<b>215,356.56</b>	<b>215,356.56</b>

# CASH FLOW REPORT



City of Orange Cons | Account #10897 | As of November 30, 2024

Payment Date	Transaction Type	CUSIP	Quantity	Security Description	Principal Amount	Income	Total Amount
<b>DECEMBER 2024</b>							
12/02/2024	Dividend		0.00		83,297.28		83,297.28
12/02/2024	Dividend	31846V203	0.00	FIRST AMER:GVT OBLG Y	3,810.68		3,810.68
12/02/2024	Coupon	91282CKT7	0.00	UNITED STATES TREASURY 4.5 05/31/2029		49,500.00	49,500.00
12/06/2024	Coupon	24422EWF2	0.00	JOHN DEERE CAPITAL CORP 3.4 06/06/2025		4,760.00	4,760.00
12/09/2024	Coupon	3130AEB25	0.00	FEDERAL HOME LOAN BANKS 3.25 06/09/2028		32,500.00	32,500.00
12/09/2024	Coupon	3130AXQK7	0.00	FEDERAL HOME LOAN BANKS 4.75 12/08/2028		47,500.00	47,500.00
12/16/2024	Coupon	02582JJZ4	0.00	AMXCA 2023-1 A 4.87 05/15/2026		1,420.42	1,420.42
12/16/2024	Coupon	02582JKD1	0.00	AMXCA 2023-3 A 5.23 09/15/2028		4,598.04	4,598.04
12/16/2024	Coupon	05522RDJ4	0.00	BACCT 2024-1 A 4.93 05/15/2029		2,074.71	2,074.71
12/16/2024	Coupon	161571HT4	0.00	CHAIT 2023-1 A 5.16 09/15/2028		4,558.00	4,558.00
12/16/2024	Coupon	44934QAD3	0.00	HART 2024-B A3 4.84 03/15/2029		1,149.50	1,149.50
12/16/2024	Coupon	47800CAC0	0.00	JDOT 2023 A3 5.01 11/15/2027		1,649.13	1,649.13
12/16/2024	Coupon	47786WAD2	0.00	JDOT 2024-B A3 5.2 03/15/2029		2,210.00	2,210.00
12/16/2024	Coupon	92970QAE5	0.00	WFCIT 2024-2 A 4.29 10/15/2029		2,002.00	2,002.00
12/19/2024	Dividend	31846V203	0.00	FIRST AMER:GVT OBLG Y	0.81		0.81
12/23/2024	Coupon	43815JAC7	0.00	HAROT 2023-1 A3 5.04 04/21/2027		882.00	882.00
12/23/2024	Principal Paydown	43815JAC7	(10,426.93)	HAROT 2023-1 A3 5.04 04/21/2027	10,426.93		10,426.93
12/23/2024	Coupon	438123AC5	0.00	HAROT 2023-4 A3 5.67 06/21/2028		1,559.25	1,559.25
12/23/2024	Coupon	43813YAC6	0.00	HAROT 2024-3 A3 4.57 03/21/2029		2,399.25	2,399.25
12/24/2024	Custody Fee	CCYUSD	0.00		(692.91)		(692.91)
12/26/2024	Coupon	05592XAD2	190,000.00	BMWOT 2023-A A3 5.47 02/25/2028		866.08	866.08
12/26/2024	Coupon	05593AAC3	25,687.55	BMWLT 2023-1 A3 5.16 11/25/2025		156.50	156.50
12/26/2024	Principal Paydown	05593AAC3	25,687.55	BMWLT 2023-1 A3 5.16 11/25/2025	10,707.39		10,707.39
12/26/2024	Coupon	096919AD7	450,000.00	BMWOT 2024-A A3 5.18 02/26/2029		1,942.50	1,942.50
12/26/2024	Coupon	437076DC3	1,250,000.00	HOME DEPOT INC 4.75 06/25/2029		29,687.50	29,687.50
<b>December 2024 Total</b>					<b>107,550.18</b>	<b>191,414.88</b>	<b>298,965.06</b>
<b>JANUARY 2025</b>							
01/13/2025	Coupon	459058KT9	2,000,000.00	INTERNATIONAL BANK FOR RECONSTRUCTION AND DEVELOPM 3.5 07/12/2028		35,000.00	35,000.00
01/13/2025	Coupon	78016FZW7	1,000,000.00	ROYAL BANK OF CANADA 4.9 01/12/2028		24,500.00	24,500.00



# CASH FLOW REPORT



City of Orange Cons | Account #10897 | As of November 30, 2024

Payment Date	Transaction Type	CUSIP	Quantity	Security Description	Principal Amount	Income	Total Amount
01/15/2025	Coupon	02582JJZ4	350,000.00	AMXCA 2023-1 A 4.87 05/15/2026		1,420.42	1,420.42
01/15/2025	Coupon	02582JKD1	1,055,000.00	AMXCA 2023-3 A 5.23 09/15/2028		4,598.04	4,598.04
01/15/2025	Coupon	05522RDJ4	505,000.00	BACCT 2024-1 A 4.93 05/15/2029		2,074.71	2,074.71
01/15/2025	Coupon	161571HT4	1,060,000.00	CHAIT 2023-1 A 5.16 09/15/2028		4,558.00	4,558.00
01/15/2025	Coupon	44934QAD3	285,000.00	HART 2024-B A3 4.84 03/15/2029		1,149.50	1,149.50
01/15/2025	Coupon	47786WAD2	510,000.00	JDOT 2024-B A3 5.2 03/15/2029		2,210.00	2,210.00
01/15/2025	Coupon	47800CAC0	395,000.00	JDOT 2023 A3 5.01 11/15/2027		1,649.13	1,649.13
01/15/2025	Principal Paydown	47800CAC0	395,000.00	JDOT 2023 A3 5.01 11/15/2027	11,181.77		11,181.77
01/15/2025	Coupon	91324PEU2	1,000,000.00	UNITEDHEALTH GROUP INC 4.25 01/15/2029		21,250.00	21,250.00
01/15/2025	Coupon	92970QAE5	560,000.00	WFCIT 2024-2 A 4.29 10/15/2029		2,002.00	2,002.00
01/17/2025	Coupon	3133EPQC2	2,000,000.00	FEDERAL FARM CREDIT BANKS FUNDING CORP 4.625 07/17/2026		46,250.00	46,250.00
01/17/2025	Coupon	61747YET8	775,000.00	MORGAN STANLEY 4.679 07/17/2026		18,131.13	18,131.13
01/21/2025	Coupon	06051GGF0	1,250,000.00	BANK OF AMERICA CORP 3.824 01/20/2028		23,900.00	23,900.00
01/21/2025	Coupon	438123AC5	330,000.00	HAROT 2023-4 A3 5.67 06/21/2028		1,559.25	1,559.25
01/21/2025	Coupon	43813YAC6	630,000.00	HAROT 2024-3 A3 4.57 03/21/2029		2,399.25	2,399.25
01/21/2025	Coupon	43815JAC7	199,573.07	HAROT 2023-1 A3 5.04 04/21/2027		843.74	843.74
01/21/2025	Principal Paydown	43815JAC7	199,573.07	HAROT 2023-1 A3 5.04 04/21/2027	13,774.29		13,774.29
01/27/2025	Coupon	05592XAD2	190,000.00	BMWOT 2023-A A3 5.47 02/25/2028		866.08	866.08
01/27/2025	Coupon	05593AAC3	25,687.55	BMWLT 2023-1 A3 5.16 11/25/2025		94.25	94.25
01/27/2025	Principal Paydown	05593AAC3	25,687.55	BMWLT 2023-1 A3 5.16 11/25/2025	12,971.06		12,971.06
01/27/2025	Coupon	096919AD7	450,000.00	BMWOT 2024-A A3 5.18 02/26/2029		1,942.50	1,942.50
01/28/2025	Coupon	3130ANA42	4,000,000.00	FEDERAL HOME LOAN BANKS 0.65 04/28/2025		13,000.00	13,000.00
01/29/2025	Coupon	3130ANDF4	5,000,000.00	FEDERAL HOME LOAN BANKS 0.9 07/29/2026		22,500.00	22,500.00
01/31/2025	Coupon	69371RS80	1,200,000.00	PACCAR FINANCIAL CORP 4.6 01/31/2029		27,600.00	27,600.00
01/31/2025	Coupon	91282CLC3	2,000,000.00	UNITED STATES TREASURY 4.0 07/31/2029		40,000.00	40,000.00
<b>January 2025 Total</b>					<b>37,927.12</b>	<b>299,497.99</b>	<b>337,425.10</b>
<b>FEBRUARY 2025</b>							
02/10/2025	Coupon	037833EB2	3,000,000.00	APPLE INC 0.7 02/08/2026		10,500.00	10,500.00
02/13/2025	Coupon	713448FQ6	195,000.00	PEPSICO INC 4.55 02/13/2026		4,436.25	4,436.25
02/14/2025	Coupon	532457CQ9	705,000.00	ELI LILLY AND CO 4.2 08/14/2029		14,805.00	14,805.00
02/17/2025	Coupon	05522RDJ4	505,000.00	BACCT 2024-1 A 4.93 05/15/2029		2,074.71	2,074.71

# CASH FLOW REPORT



City of Orange Cons | Account #10897 | As of November 30, 2024

Payment Date	Transaction Type	CUSIP	Quantity	Security Description	Principal Amount	Income	Total Amount
02/17/2025	Coupon	161571HT4	1,060,000.00	CHAIT 2023-1 A 5.16 09/15/2028		4,558.00	4,558.00
02/17/2025	Coupon	44934QAD3	285,000.00	HART 2024-B A3 4.84 03/15/2029		1,149.50	1,149.50
02/17/2025	Coupon	47786WAD2	510,000.00	JDOT 2024-B A3 5.2 03/15/2029		2,210.00	2,210.00
02/17/2025	Coupon	47800CAC0	395,000.00	JDOT 2023 A3 5.01 11/15/2027		1,602.44	1,602.44
02/17/2025	Principal Paydown	47800CAC0	395,000.00	JDOT 2023 A3 5.01 11/15/2027	20,662.64		20,662.64
02/18/2025	Coupon	02582JJZ4	350,000.00	AMXCA 2023-1 A 4.87 05/15/2026		1,420.42	1,420.42
02/18/2025	Coupon	02582JKD1	1,055,000.00	AMXCA 2023-3 A 5.23 09/15/2028		4,598.04	4,598.04
02/18/2025	Coupon	171239AL0	1,250,000.00	CHUBB INA HOLDINGS LLC 4.65 08/15/2029		31,484.38	31,484.38
02/18/2025	Coupon	3135GA4W8	2,650,000.00	FEDERAL NATIONAL MORTGAGE ASSOCIATION 0.5 02/18/2025		6,625.00	6,625.00
02/18/2025	Final Maturity	3135GA4W8	2,650,000.00	FEDERAL NATIONAL MORTGAGE ASSOCIATION 0.5 02/18/2025	2,650,000.00		2,650,000.00
02/18/2025	Coupon	713448FL7	1,500,000.00	PEPSICO INC 3.6 02/18/2028		27,000.00	27,000.00
02/18/2025	Coupon	912810FE3	2,100,000.00	UNITED STATES TREASURY 5.5 08/15/2028		57,750.00	57,750.00
02/18/2025	Coupon	92970QAE5	560,000.00	WFCIT 2024-2 A 4.29 10/15/2029		2,002.00	2,002.00
02/21/2025	Coupon	438123AC5	330,000.00	HAROT 2023-4 A3 5.67 06/21/2028		1,559.25	1,559.25
02/21/2025	Coupon	43813YAC6	630,000.00	HAROT 2024-3 A3 4.57 03/21/2029		2,399.25	2,399.25
02/21/2025	Coupon	43815JAC7	199,573.07	HAROT 2023-1 A3 5.04 04/21/2027		785.89	785.89
02/21/2025	Principal Paydown	43815JAC7	199,573.07	HAROT 2023-1 A3 5.04 04/21/2027	13,559.75		13,559.75
02/21/2025	Coupon	907818GE2	470,000.00	UNION PACIFIC CORP 4.75 02/21/2026		11,162.50	11,162.50
02/25/2025	Coupon	05592XAD2	190,000.00	BMWOT 2023-A A3 5.47 02/25/2028		866.08	866.08
02/25/2025	Coupon	05593AAC3	25,687.55	BMWLT 2023-1 A3 5.16 11/25/2025		38.47	38.47
02/25/2025	Effective Maturity	05593AAC3	25,687.55	BMWLT 2023-1 A3 5.16 11/25/2025	8,946.79		8,946.79
02/25/2025	Coupon	096919AD7	450,000.00	BMWOT 2024-A A3 5.18 02/26/2029		1,942.50	1,942.50
02/26/2025	Coupon	17275RBR2	1,250,000.00	CISCO SYSTEMS INC 4.85 02/26/2029		30,312.50	30,312.50
02/28/2025	Coupon	91282CFJ5	2,000,000.00	UNITED STATES TREASURY 3.125 08/31/2029		31,250.00	31,250.00
02/28/2025	Coupon	91282CKD2	2,200,000.00	UNITED STATES TREASURY 4.25 02/28/2029		46,750.00	46,750.00
<b>February 2025 Total</b>					<b>2,693,169.18</b>	<b>299,282.18</b>	<b>2,992,451.35</b>
<b>MARCH 2025</b>							
03/03/2025	Coupon	3133EPCF0	2,000,000.00	FEDERAL FARM CREDIT BANKS FUNDING CORP 4.5 03/02/2026		45,000.00	45,000.00

# CASH FLOW REPORT



City of Orange Cons | Account #10897 | As of November 30, 2024

Payment Date	Transaction Type	CUSIP	Quantity	Security Description	Principal Amount	Income	Total Amount
03/10/2025	Coupon	24422EXD6	505,000.00	JOHN DEERE CAPITAL CORP 5.15 09/08/2026		13,003.75	13,003.75
03/10/2025	Coupon	3130ATS57	2,000,000.00	FEDERAL HOME LOAN BANKS 4.5 03/10/2028		45,000.00	45,000.00
03/14/2025	Coupon	06368LAQ9	1,000,000.00	BANK OF MONTREAL 4.7 09/14/2027		23,500.00	23,500.00
03/17/2025	Coupon	02582JJZ4	350,000.00	AMXCA 2023-1 A 4.87 05/15/2026		1,420.42	1,420.42
03/17/2025	Coupon	02582JKD1	1,055,000.00	AMXCA 2023-3 A 5.23 09/15/2028		4,598.04	4,598.04
03/17/2025	Coupon	05522RDJ4	505,000.00	BACCT 2024-1 A 4.93 05/15/2029		2,074.71	2,074.71
03/17/2025	Coupon	161571HT4	1,060,000.00	CHAIT 2023-1 A 5.16 09/15/2028		4,558.00	4,558.00
03/17/2025	Coupon	3133EPDJ1	2,000,000.00	FEDERAL FARM CREDIT BANKS FUNDING CORP 4.375 09/15/2027		43,750.00	43,750.00
03/17/2025	Coupon	44934QAD3	285,000.00	HART 2024-B A3 4.84 03/15/2029		1,149.50	1,149.50
03/17/2025	Coupon	47786WAD2	510,000.00	JDOT 2024-B A3 5.2 03/15/2029		2,210.00	2,210.00
03/17/2025	Coupon	47800CAC0	395,000.00	JDOT 2023 A3 5.01 11/15/2027		1,516.17	1,516.17
03/17/2025	Principal Paydown	47800CAC0	395,000.00	JDOT 2023 A3 5.01 11/15/2027	18,887.58		18,887.58
03/17/2025	Coupon	92970QAE5	560,000.00	WFCIT 2024-2 A 4.29 10/15/2029		2,002.00	2,002.00
03/21/2025	Coupon	438123AC5	330,000.00	HAROT 2023-4 A3 5.67 06/21/2028		1,559.25	1,559.25
03/21/2025	Coupon	43813YAC6	630,000.00	HAROT 2024-3 A3 4.57 03/21/2029		2,399.25	2,399.25
03/21/2025	Coupon	43815JAC7	199,573.07	HAROT 2023-1 A3 5.04 04/21/2027		728.94	728.94
03/21/2025	Principal Paydown	43815JAC7	199,573.07	HAROT 2023-1 A3 5.04 04/21/2027	13,106.83		13,106.83
03/25/2025	Coupon	05592XAD2	190,000.00	BMWOT 2023-A A3 5.47 02/25/2028		866.08	866.08
03/25/2025	Principal Paydown	05592XAD2	190,000.00	BMWOT 2023-A A3 5.47 02/25/2028	5,040.64		5,040.64
03/25/2025	Coupon	096919AD7	450,000.00	BMWOT 2024-A A3 5.18 02/26/2029		1,942.50	1,942.50
03/26/2025	Coupon	40139LBJ1	1,300,000.00	GUARDIAN LIFE GLOBAL FUNDING 4.179 09/26/2029		27,163.50	27,163.50
03/31/2025	Coupon	91282CCZ2	3,000,000.00	UNITED STATES TREASURY 0.875 09/30/2026		13,125.00	13,125.00
03/31/2025	Coupon	91282CFL0	2,200,000.00	UNITED STATES TREASURY 3.875 09/30/2029		42,625.00	42,625.00
03/31/2025	Coupon	91282CGT2	1,825,000.00	UNITED STATES TREASURY 3.625 03/31/2028		33,078.13	33,078.13
03/31/2025	Coupon	91282CKG5	2,200,000.00	UNITED STATES TREASURY 4.125 03/31/2029		45,375.00	45,375.00
<b>March 2025 Total</b>					<b>37,035.06</b>	<b>358,645.24</b>	<b>395,680.29</b>
<b>APRIL 2025</b>							
04/15/2025	Coupon	02582JJZ4	350,000.00	AMXCA 2023-1 A 4.87 05/15/2026		1,420.42	1,420.42
04/15/2025	Coupon	02582JKD1	1,055,000.00	AMXCA 2023-3 A 5.23 09/15/2028		4,598.04	4,598.04
04/15/2025	Coupon	05522RDJ4	505,000.00	BACCT 2024-1 A 4.93 05/15/2029		2,074.71	2,074.71

# CASH FLOW REPORT



City of Orange Cons | Account #10897 | As of November 30, 2024

Payment Date	Transaction Type	CUSIP	Quantity	Security Description	Principal Amount	Income	Total Amount
04/15/2025	Coupon	161571HT4	1,060,000.00	CHAIT 2023-1 A 5.16 09/15/2028		4,558.00	4,558.00
04/15/2025	Coupon	44934QAD3	285,000.00	HART 2024-B A3 4.84 03/15/2029		1,149.50	1,149.50
04/15/2025	Coupon	47786WAD2	510,000.00	JDOT 2024-B A3 5.2 03/15/2029		2,210.00	2,210.00
04/15/2025	Coupon	47800CAC0	395,000.00	JDOT 2023 A3 5.01 11/15/2027		1,437.32	1,437.32
04/15/2025	Principal Paydown	47800CAC0	395,000.00	JDOT 2023 A3 5.01 11/15/2027	23,213.25		23,213.25
04/15/2025	Coupon	91324PEN8	775,000.00	UNITEDHEALTH GROUP INC 5.15 10/15/2025		19,956.25	19,956.25
04/15/2025	Coupon	92970QAE5	560,000.00	WFCIT 2024-2 A 4.29 10/15/2029		2,002.00	2,002.00
04/16/2025	Coupon	89236THP3	5,000,000.00	TOYOTA MOTOR CREDIT CORP 0.8 10/16/2025		20,000.00	20,000.00
04/21/2025	Coupon	438123AC5	330,000.00	HAROT 2023-4 A3 5.67 06/21/2028		1,559.25	1,559.25
04/21/2025	Coupon	43813YAC6	630,000.00	HAROT 2024-3 A3 4.57 03/21/2029		2,399.25	2,399.25
04/21/2025	Coupon	43815JAC7	199,573.07	HAROT 2023-1 A3 5.04 04/21/2027		673.89	673.89
04/21/2025	Principal Paydown	43815JAC7	199,573.07	HAROT 2023-1 A3 5.04 04/21/2027	13,482.41		13,482.41
04/22/2025	Coupon	46647PBK1	1,250,000.00	JPMORGAN CHASE & CO 2.083 04/22/2026		13,018.75	13,018.75
04/22/2025	Effective Maturity	46647PBK1	1,250,000.00	JPMORGAN CHASE & CO 2.083 04/22/2026	1,250,000.00		1,250,000.00
04/25/2025	Coupon	05592XAD2	190,000.00	BMWOT 2023-A A3 5.47 02/25/2028		843.11	843.11
04/25/2025	Principal Paydown	05592XAD2	190,000.00	BMWOT 2023-A A3 5.47 02/25/2028	12,017.96		12,017.96
04/25/2025	Coupon	096919AD7	450,000.00	BMWOT 2024-A A3 5.18 02/26/2029		1,942.50	1,942.50
04/28/2025	Coupon	3130ANA42	4,000,000.00	FEDERAL HOME LOAN BANKS 0.65 04/28/2025		6,500.00	6,500.00
04/28/2025	Final Maturity	3130ANA42	4,000,000.00	FEDERAL HOME LOAN BANKS 0.65 04/28/2025	4,000,000.00		4,000,000.00
04/28/2025	Coupon	3134GW3Z7	8,500,000.00	FEDERAL HOME LOAN MORTGAGE CORP 0.6 10/28/2025		25,500.00	25,500.00
04/29/2025	Coupon	3130AMBG6	5,000,000.00	FEDERAL HOME LOAN BANKS 0.75 04/29/2025		18,750.00	18,750.00
04/29/2025	Final Maturity	3130AMBG6	5,000,000.00	FEDERAL HOME LOAN BANKS 0.75 04/29/2025	5,000,000.00		5,000,000.00
04/30/2025	Coupon	3133ERDH1	2,100,000.00	FEDERAL FARM CREDIT BANKS FUNDING CORP 4.75 04/30/2029		49,875.00	49,875.00
04/30/2025	Coupon	63743HFF4	495,000.00	NATIONAL RURAL UTILITIES COOPERATIVE FINANCE CORP 5.45 10/30/2025		13,488.75	13,488.75
04/30/2025	Coupon	91282CHA2	200,000.00	UNITED STATES TREASURY 3.5 04/30/2028		3,500.00	3,500.00
04/30/2025	Coupon	91282CJF9	2,200,000.00	UNITED STATES TREASURY 4.875 10/31/2028		53,625.00	53,625.00
04/30/2025	Coupon	91282CKP5	2,000,000.00	UNITED STATES TREASURY 4.625 04/30/2029		46,250.00	46,250.00
<b>April 2025 Total</b>					<b>10,298,713.62</b>	<b>297,331.73</b>	<b>10,596,045.35</b>
<b>MAY 2025</b>							

# CASH FLOW REPORT



City of Orange Cons | Account #10897 | As of November 30, 2024

Payment Date	Transaction Type	CUSIP	Quantity	Security Description	Principal Amount	Income	Total Amount
05/12/2025	Coupon	713448FW3	380,000.00	PEPSICO INC 5.125 11/10/2026		9,737.50	9,737.50
05/15/2025	Coupon	02582JJZ4	350,000.00	AMXCA 2023-1 A 4.87 05/15/2026		1,420.42	1,420.42
05/15/2025	Coupon	02582JKD1	1,055,000.00	AMXCA 2023-3 A 5.23 09/15/2028		4,598.04	4,598.04
05/15/2025	Coupon	05522RDJ4	505,000.00	BACCT 2024-1 A 4.93 05/15/2029		2,074.71	2,074.71
05/15/2025	Coupon	161571HT4	1,060,000.00	CHAIT 2023-1 A 5.16 09/15/2028		4,558.00	4,558.00
05/15/2025	Coupon	44934QAD3	285,000.00	HART 2024-B A3 4.84 03/15/2029		1,149.50	1,149.50
05/15/2025	Coupon	4581X0EK0	1,720,000.00	INTER-AMERICAN DEVELOPMENT BANK 4.5 05/15/2026		38,700.00	38,700.00
05/15/2025	Coupon	47786WAD2	510,000.00	JDOT 2024-B A3 5.2 03/15/2029		2,210.00	2,210.00
05/15/2025	Coupon	47800CAC0	395,000.00	JDOT 2023 A3 5.01 11/15/2027		1,340.40	1,340.40
05/15/2025	Principal Paydown	47800CAC0	395,000.00	JDOT 2023 A3 5.01 11/15/2027	22,421.39		22,421.39
05/15/2025	Coupon	9128285M8	2,000,000.00	UNITED STATES TREASURY 3.125 11/15/2028		31,250.00	31,250.00
05/15/2025	Coupon	92970QAE5	560,000.00	WFCIT 2024-2 A 4.29 10/15/2029		2,002.00	2,002.00
05/19/2025	Coupon	58933YBH7	1,250,000.00	MERCK & CO INC 4.05 05/17/2028		25,312.50	25,312.50
05/21/2025	Coupon	438123AC5	330,000.00	HAROT 2023-4 A3 5.67 06/21/2028		1,559.25	1,559.25
05/21/2025	Coupon	43813YAC6	630,000.00	HAROT 2024-3 A3 4.57 03/21/2029		2,399.25	2,399.25
05/21/2025	Coupon	43815JAC7	199,573.07	HAROT 2023-1 A3 5.04 04/21/2027		617.26	617.26
05/21/2025	Principal Paydown	43815JAC7	199,573.07	HAROT 2023-1 A3 5.04 04/21/2027	12,925.14		12,925.14
05/26/2025	Coupon	05592XAD2	190,000.00	BMWOT 2023-A A3 5.47 02/25/2028		788.32	788.32
05/26/2025	Principal Paydown	05592XAD2	190,000.00	BMWOT 2023-A A3 5.47 02/25/2028	11,445.44		11,445.44
05/26/2025	Coupon	096919AD7	450,000.00	BMWOT 2024-A A3 5.18 02/26/2029		1,942.50	1,942.50
<b>May 2025 Total</b>					<b>46,791.97</b>	<b>131,659.66</b>	<b>178,451.63</b>
<b>JUNE 2025</b>							
06/02/2025	Coupon	91282CKT7	2,200,000.00	UNITED STATES TREASURY 4.5 05/31/2029		49,500.00	49,500.00
06/05/2025	Coupon	64952WFK4	830,000.00	NEW YORK LIFE GLOBAL FUNDING 4.6 12/05/2029		19,090.00	19,090.00
06/06/2025	Coupon	24422EWF2	280,000.00	JOHN DEERE CAPITAL CORP 3.4 06/06/2025		4,760.00	4,760.00
06/06/2025	Final Maturity	24422EWF2	280,000.00	JOHN DEERE CAPITAL CORP 3.4 06/06/2025	280,000.00		280,000.00
06/09/2025	Coupon	3130AEB25	2,000,000.00	FEDERAL HOME LOAN BANKS 3.25 06/09/2028		32,500.00	32,500.00
06/09/2025	Coupon	3130AXQK7	2,000,000.00	FEDERAL HOME LOAN BANKS 4.75 12/08/2028		47,500.00	47,500.00
06/16/2025	Coupon	02582JJZ4	350,000.00	AMXCA 2023-1 A 4.87 05/15/2026		1,420.42	1,420.42
06/16/2025	Coupon	02582JKD1	1,055,000.00	AMXCA 2023-3 A 5.23 09/15/2028		4,598.04	4,598.04

# CASH FLOW REPORT



City of Orange Cons | Account #10897 | As of November 30, 2024

Payment Date	Transaction Type	CUSIP	Quantity	Security Description	Principal Amount	Income	Total Amount
06/16/2025	Coupon	05522RDJ4	505,000.00	BACCT 2024-1 A 4.93 05/15/2029		2,074.71	2,074.71
06/16/2025	Coupon	161571HT4	1,060,000.00	CHAIT 2023-1 A 5.16 09/15/2028		4,558.00	4,558.00
06/16/2025	Coupon	44934QAD3	285,000.00	HART 2024-B A3 4.84 03/15/2029		1,149.50	1,149.50
06/16/2025	Coupon	47786WAD2	510,000.00	JDOT 2024-B A3 5.2 03/15/2029		2,210.00	2,210.00
06/16/2025	Coupon	47800CAC0	395,000.00	JDOT 2023 A3 5.01 11/15/2027		1,246.79	1,246.79
06/16/2025	Principal Paydown	47800CAC0	395,000.00	JDOT 2023 A3 5.01 11/15/2027	20,178.36		20,178.36
06/16/2025	Coupon	92970QAE5	560,000.00	WFCIT 2024-2 A 4.29 10/15/2029		2,002.00	2,002.00
06/23/2025	Coupon	438123AC5	330,000.00	HAROT 2023-4 A3 5.67 06/21/2028		1,559.25	1,559.25
06/23/2025	Coupon	43813YAC6	630,000.00	HAROT 2024-3 A3 4.57 03/21/2029		2,399.25	2,399.25
06/23/2025	Coupon	43815JAC7	199,573.07	HAROT 2023-1 A3 5.04 04/21/2027		562.98	562.98
06/23/2025	Principal Paydown	43815JAC7	199,573.07	HAROT 2023-1 A3 5.04 04/21/2027	12,640.49		12,640.49
06/25/2025	Coupon	05592XAD2	190,000.00	BMWOT 2023-A A3 5.47 02/25/2028		736.15	736.15
06/25/2025	Principal Paydown	05592XAD2	190,000.00	BMWOT 2023-A A3 5.47 02/25/2028	11,235.56		11,235.56
06/25/2025	Coupon	096919AD7	450,000.00	BMWOT 2024-A A3 5.18 02/26/2029		1,942.50	1,942.50
06/25/2025	Coupon	437076DC3	1,250,000.00	HOME DEPOT INC 4.75 06/25/2029		29,687.50	29,687.50
<b>June 2025 Total</b>					<b>324,054.41</b>	<b>209,497.09</b>	<b>533,551.50</b>
<b>JULY 2025</b>							
07/14/2025	Coupon	459058KT9	2,000,000.00	INTERNATIONAL BANK FOR RECONSTRUCTION AND DEVELOPM 3.5 07/12/2028		35,000.00	35,000.00
07/14/2025	Coupon	78016FZW7	1,000,000.00	ROYAL BANK OF CANADA 4.9 01/12/2028		24,500.00	24,500.00
07/15/2025	Coupon	02582JJZ4	350,000.00	AMXCA 2023-1 A 4.87 05/15/2026		1,420.42	1,420.42
07/15/2025	Coupon	02582JKD1	1,055,000.00	AMXCA 2023-3 A 5.23 09/15/2028		4,598.04	4,598.04
07/15/2025	Coupon	05522RDJ4	505,000.00	BACCT 2024-1 A 4.93 05/15/2029		2,074.71	2,074.71
07/15/2025	Coupon	161571HT4	1,060,000.00	CHAIT 2023-1 A 5.16 09/15/2028		4,558.00	4,558.00
07/15/2025	Coupon	44934QAD3	285,000.00	HART 2024-B A3 4.84 03/15/2029		1,149.50	1,149.50
07/15/2025	Coupon	47786WAD2	510,000.00	JDOT 2024-B A3 5.2 03/15/2029		2,210.00	2,210.00
07/15/2025	Coupon	47800CAC0	395,000.00	JDOT 2023 A3 5.01 11/15/2027		1,162.55	1,162.55
07/15/2025	Principal Paydown	47800CAC0	395,000.00	JDOT 2023 A3 5.01 11/15/2027	20,732.35		20,732.35
07/15/2025	Coupon	91324PEU2	1,000,000.00	UNITEDHEALTH GROUP INC 4.25 01/15/2029		21,250.00	21,250.00
07/15/2025	Coupon	92970QAE5	560,000.00	WFCIT 2024-2 A 4.29 10/15/2029		2,002.00	2,002.00
07/17/2025	Coupon	3133EPQC2	2,000,000.00	FEDERAL FARM CREDIT BANKS FUNDING CORP 4.625 07/17/2026		46,250.00	46,250.00

# CASH FLOW REPORT



City of Orange Cons | Account #10897 | As of November 30, 2024

Payment Date	Transaction Type	CUSIP	Quantity	Security Description	Principal Amount	Income	Total Amount
07/17/2025	Coupon	61747YET8	775,000.00	MORGAN STANLEY 4.679 07/17/2026		18,131.13	18,131.13
07/17/2025	Effective Maturity	61747YET8	775,000.00	MORGAN STANLEY 4.679 07/17/2026	775,000.00		775,000.00
07/21/2025	Coupon	06051GGF0	1,250,000.00	BANK OF AMERICA CORP 3.824 01/20/2028		23,900.00	23,900.00
07/21/2025	Coupon	438123AC5	330,000.00	HAROT 2023-4 A3 5.67 06/21/2028		1,559.25	1,559.25
07/21/2025	Coupon	43813YAC6	630,000.00	HAROT 2024-3 A3 4.57 03/21/2029		2,399.25	2,399.25
07/21/2025	Coupon	43815JAC7	199,573.07	HAROT 2023-1 A3 5.04 04/21/2027		509.89	509.89
07/21/2025	Principal Paydown	43815JAC7	199,573.07	HAROT 2023-1 A3 5.04 04/21/2027	12,340.95		12,340.95
07/25/2025	Coupon	05592XAD2	190,000.00	BMWOT 2023-A A3 5.47 02/25/2028		684.94	684.94
07/25/2025	Principal Paydown	05592XAD2	190,000.00	BMWOT 2023-A A3 5.47 02/25/2028	10,360.73		10,360.73
07/25/2025	Coupon	096919AD7	450,000.00	BMWOT 2024-A A3 5.18 02/26/2029		1,942.50	1,942.50
07/29/2025	Coupon	3130ANDF4	5,000,000.00	FEDERAL HOME LOAN BANKS 0.9 07/29/2026		22,500.00	22,500.00
07/31/2025	Coupon	69371RS80	1,200,000.00	PACCAR FINANCIAL CORP 4.6 01/31/2029		27,600.00	27,600.00
07/31/2025	Coupon	91282CLC3	2,000,000.00	UNITED STATES TREASURY 4.0 07/31/2029		40,000.00	40,000.00
<b>July 2025 Total</b>					<b>818,434.04</b>	<b>285,402.17</b>	<b>1,103,836.20</b>
<b>AUGUST 2025</b>							
08/08/2025	Coupon	037833EB2	3,000,000.00	APPLE INC 0.7 02/08/2026		10,500.00	10,500.00
08/13/2025	Coupon	713448FQ6	195,000.00	PEPSICO INC 4.55 02/13/2026		4,436.25	4,436.25
08/14/2025	Coupon	532457CQ9	705,000.00	ELI LILLY AND CO 4.2 08/14/2029		14,805.00	14,805.00
08/15/2025	Coupon	02582JJZ4	350,000.00	AMXCA 2023-1 A 4.87 05/15/2026		1,420.42	1,420.42
08/15/2025	Coupon	02582JKD1	1,055,000.00	AMXCA 2023-3 A 5.23 09/15/2028		4,598.04	4,598.04
08/15/2025	Coupon	05522RDJ4	505,000.00	BACCT 2024-1 A 4.93 05/15/2029		2,074.71	2,074.71
08/15/2025	Coupon	161571HT4	1,060,000.00	CHAIT 2023-1 A 5.16 09/15/2028		4,558.00	4,558.00
08/15/2025	Coupon	171239AL0	1,250,000.00	CHUBB INA HOLDINGS LLC 4.65 08/15/2029		29,062.50	29,062.50
08/15/2025	Coupon	44934QAD3	285,000.00	HART 2024-B A3 4.84 03/15/2029		1,149.50	1,149.50
08/15/2025	Coupon	47786WAD2	510,000.00	JDOT 2024-B A3 5.2 03/15/2029		2,210.00	2,210.00
08/15/2025	Coupon	47800CAC0	395,000.00	JDOT 2023 A3 5.01 11/15/2027		1,075.99	1,075.99
08/15/2025	Principal Paydown	47800CAC0	395,000.00	JDOT 2023 A3 5.01 11/15/2027	19,054.98		19,054.98
08/15/2025	Coupon	912810FE3	2,100,000.00	UNITED STATES TREASURY 5.5 08/15/2028		57,750.00	57,750.00
08/15/2025	Coupon	92970QAE5	560,000.00	WFCIT 2024-2 A 4.29 10/15/2029		2,002.00	2,002.00
08/18/2025	Coupon	713448FL7	1,500,000.00	PEPSICO INC 3.6 02/18/2028		27,000.00	27,000.00
08/21/2025	Coupon	438123AC5	330,000.00	HAROT 2023-4 A3 5.67 06/21/2028		1,559.25	1,559.25
08/21/2025	Principal Paydown	438123AC5	330,000.00	HAROT 2023-4 A3 5.67 06/21/2028	11,876.41		11,876.41

# CASH FLOW REPORT



City of Orange Cons | Account #10897 | As of November 30, 2024

Payment Date	Transaction Type	CUSIP	Quantity	Security Description	Principal Amount	Income	Total Amount
08/21/2025	Coupon	43813YAC6	630,000.00	HAROT 2024-3 A3 4.57 03/21/2029		2,399.25	2,399.25
08/21/2025	Coupon	43815JAC7	199,573.07	HAROT 2023-1 A3 5.04 04/21/2027		458.06	458.06
08/21/2025	Principal Paydown	43815JAC7	199,573.07	HAROT 2023-1 A3 5.04 04/21/2027	11,964.25		11,964.25
08/21/2025	Coupon	907818GE2	470,000.00	UNION PACIFIC CORP 4.75 02/21/2026		11,162.50	11,162.50
08/25/2025	Coupon	05592XAD2	190,000.00	BMWOT 2023-A A3 5.47 02/25/2028		637.71	637.71
08/25/2025	Principal Paydown	05592XAD2	190,000.00	BMWOT 2023-A A3 5.47 02/25/2028	10,051.03		10,051.03
08/25/2025	Coupon	096919AD7	450,000.00	BMWOT 2024-A A3 5.18 02/26/2029		1,942.50	1,942.50
08/26/2025	Coupon	17275RBR2	1,250,000.00	CISCO SYSTEMS INC 4.85 02/26/2029		30,312.50	30,312.50
<b>August 2025 Total</b>					<b>52,946.66</b>	<b>211,114.17</b>	<b>264,060.83</b>
<b>SEPTEMBER 2025</b>							
09/02/2025	Coupon	3133EPCF0	2,000,000.00	FEDERAL FARM CREDIT BANKS FUNDING CORP 4.5 03/02/2026		45,000.00	45,000.00
09/02/2025	Coupon	91282CFJ5	2,000,000.00	UNITED STATES TREASURY 3.125 08/31/2029		31,250.00	31,250.00
09/02/2025	Coupon	91282CKD2	2,200,000.00	UNITED STATES TREASURY 4.25 02/28/2029		46,750.00	46,750.00
09/08/2025	Coupon	24422EXD6	505,000.00	JOHN DEERE CAPITAL CORP 5.15 09/08/2026		13,003.75	13,003.75
09/10/2025	Coupon	3130ATS57	2,000,000.00	FEDERAL HOME LOAN BANKS 4.5 03/10/2028		45,000.00	45,000.00
09/15/2025	Coupon	02582JJZ4	350,000.00	AMXCA 2023-1 A 4.87 05/15/2026		1,420.42	1,420.42
09/15/2025	Coupon	02582JKD1	1,055,000.00	AMXCA 2023-3 A 5.23 09/15/2028		4,598.04	4,598.04
09/15/2025	Coupon	05522RDJ4	505,000.00	BACCT 2024-1 A 4.93 05/15/2029		2,074.71	2,074.71
09/15/2025	Coupon	06368LAQ9	1,000,000.00	BANK OF MONTREAL 4.7 09/14/2027		23,500.00	23,500.00
09/15/2025	Coupon	161571HT4	1,060,000.00	CHAIT 2023-1 A 5.16 09/15/2028		4,558.00	4,558.00
09/15/2025	Coupon	3133EPDJ1	2,000,000.00	FEDERAL FARM CREDIT BANKS FUNDING CORP 4.375 09/15/2027		43,750.00	43,750.00
09/15/2025	Coupon	44934QAD3	285,000.00	HART 2024-B A3 4.84 03/15/2029		1,149.50	1,149.50
09/15/2025	Coupon	47786WAD2	510,000.00	JDOT 2024-B A3 5.2 03/15/2029		2,210.00	2,210.00
09/15/2025	Coupon	47800CAC0	395,000.00	JDOT 2023 A3 5.01 11/15/2027		996.44	996.44
09/15/2025	Principal Paydown	47800CAC0	395,000.00	JDOT 2023 A3 5.01 11/15/2027	19,419.15		19,419.15
09/15/2025	Coupon	92970QAE5	560,000.00	WFCIT 2024-2 A 4.29 10/15/2029		2,002.00	2,002.00
09/22/2025	Coupon	438123AC5	330,000.00	HAROT 2023-4 A3 5.67 06/21/2028		1,503.13	1,503.13
09/22/2025	Principal Paydown	438123AC5	330,000.00	HAROT 2023-4 A3 5.67 06/21/2028	19,249.21		19,249.21
09/22/2025	Coupon	43813YAC6	630,000.00	HAROT 2024-3 A3 4.57 03/21/2029		2,399.25	2,399.25
09/22/2025	Coupon	43815JAC7	199,573.07	HAROT 2023-1 A3 5.04 04/21/2027		407.81	407.81



# CASH FLOW REPORT



City of Orange Cons | Account #10897 | As of November 30, 2024

Payment Date	Transaction Type	CUSIP	Quantity	Security Description	Principal Amount	Income	Total Amount
09/22/2025	Principal Paydown	43815JAC7	199,573.07	HAROT 2023-1 A3 5.04 04/21/2027	11,677.85		11,677.85
09/25/2025	Coupon	05592XAD2	190,000.00	BMWOT 2023-A A3 5.47 02/25/2028		591.89	591.89
09/25/2025	Principal Paydown	05592XAD2	190,000.00	BMWOT 2023-A A3 5.47 02/25/2028	9,847.37		9,847.37
09/25/2025	Coupon	096919AD7	450,000.00	BMWOT 2024-A A3 5.18 02/26/2029		1,942.50	1,942.50
09/26/2025	Coupon	40139LBJ1	1,300,000.00	GUARDIAN LIFE GLOBAL FUNDING 4.179 09/26/2029		27,163.50	27,163.50
09/30/2025	Coupon	91282CCZ2	3,000,000.00	UNITED STATES TREASURY 0.875 09/30/2026		13,125.00	13,125.00
09/30/2025	Coupon	91282CFL0	2,200,000.00	UNITED STATES TREASURY 3.875 09/30/2029		42,625.00	42,625.00
09/30/2025	Coupon	91282CGT2	1,825,000.00	UNITED STATES TREASURY 3.625 03/31/2028		33,078.13	33,078.13
09/30/2025	Coupon	91282CKG5	2,200,000.00	UNITED STATES TREASURY 4.125 03/31/2029		45,375.00	45,375.00
<b>September 2025 Total</b>					<b>60,193.59</b>	<b>435,474.06</b>	<b>495,667.65</b>
<b>OCTOBER 2025</b>							
10/15/2025	Coupon	02582JJZ4	350,000.00	AMXCA 2023-1 A 4.87 05/15/2026		1,420.42	1,420.42
10/15/2025	Coupon	02582JKD1	1,055,000.00	AMXCA 2023-3 A 5.23 09/15/2028		4,598.04	4,598.04
10/15/2025	Coupon	05522RDJ4	505,000.00	BACCT 2024-1 A 4.93 05/15/2029		2,074.71	2,074.71
10/15/2025	Coupon	161571HT4	1,060,000.00	CHAIT 2023-1 A 5.16 09/15/2028		4,558.00	4,558.00
10/15/2025	Coupon	44934QAD3	285,000.00	HART 2024-B A3 4.84 03/15/2029		1,149.50	1,149.50
10/15/2025	Coupon	47786WAD2	510,000.00	JDOT 2024-B A3 5.2 03/15/2029		2,210.00	2,210.00
10/15/2025	Coupon	47800CAC0	395,000.00	JDOT 2023 A3 5.01 11/15/2027		915.36	915.36
10/15/2025	Principal Paydown	47800CAC0	395,000.00	JDOT 2023 A3 5.01 11/15/2027	23,087.27		23,087.27
10/15/2025	Coupon	91324PEN8	775,000.00	UNITEDHEALTH GROUP INC 5.15 10/15/2025		19,956.25	19,956.25
10/15/2025	Final Maturity	91324PEN8	775,000.00	UNITEDHEALTH GROUP INC 5.15 10/15/2025	775,000.00		775,000.00
10/15/2025	Coupon	92970QAE5	560,000.00	WFCIT 2024-2 A 4.29 10/15/2029		2,002.00	2,002.00
10/16/2025	Coupon	89236THP3	5,000,000.00	TOYOTA MOTOR CREDIT CORP 0.8 10/16/2025		20,000.00	20,000.00
10/16/2025	Final Maturity	89236THP3	5,000,000.00	TOYOTA MOTOR CREDIT CORP 0.8 10/16/2025	5,000,000.00		5,000,000.00
10/21/2025	Coupon	438123AC5	330,000.00	HAROT 2023-4 A3 5.67 06/21/2028		1,412.18	1,412.18
10/21/2025	Principal Paydown	438123AC5	330,000.00	HAROT 2023-4 A3 5.67 06/21/2028	18,487.78		18,487.78
10/21/2025	Coupon	43813YAC6	630,000.00	HAROT 2024-3 A3 4.57 03/21/2029		2,399.25	2,399.25
10/21/2025	Coupon	43815JAC7	199,573.07	HAROT 2023-1 A3 5.04 04/21/2027		358.76	358.76
10/21/2025	Principal Paydown	43815JAC7	199,573.07	HAROT 2023-1 A3 5.04 04/21/2027	11,244.65		11,244.65
10/27/2025	Coupon	05592XAD2	190,000.00	BMWOT 2023-A A3 5.47 02/25/2028		547.01	547.01

# CASH FLOW REPORT



City of Orange Cons | Account #10897 | As of November 30, 2024

Payment Date	Transaction Type	CUSIP	Quantity	Security Description	Principal Amount	Income	Total Amount
10/27/2025	Principal Paydown	05592XAD2	190,000.00	BMWOT 2023-A A3 5.47 02/25/2028	9,472.52		9,472.52
10/27/2025	Coupon	096919AD7	450,000.00	BMWOT 2024-A A3 5.18 02/26/2029		1,942.50	1,942.50
10/28/2025	Coupon	3134GW3Z7	8,500,000.00	FEDERAL HOME LOAN MORTGAGE CORP 0.6 10/28/2025		25,500.00	25,500.00
10/28/2025	Final Maturity	3134GW3Z7	8,500,000.00	FEDERAL HOME LOAN MORTGAGE CORP 0.6 10/28/2025	8,500,000.00		8,500,000.00
10/30/2025	Coupon	3133ERDH1	2,100,000.00	FEDERAL FARM CREDIT BANKS FUNDING CORP 4.75 04/30/2029		49,875.00	49,875.00
10/30/2025	Coupon	63743HFF4	495,000.00	NATIONAL RURAL UTILITIES COOPERATIVE FINANCE CORP 5.45 10/30/2025		13,488.75	13,488.75
10/30/2025	Final Maturity	63743HFF4	495,000.00	NATIONAL RURAL UTILITIES COOPERATIVE FINANCE CORP 5.45 10/30/2025	495,000.00		495,000.00
<b>October 2025 Total</b>					<b>14,832,292.22</b>	<b>154,407.73</b>	<b>14,986,699.95</b>
<b>Grand Total</b>			<b>271,210,159.71</b>		<b>29,309,108.03</b>	<b>2,873,726.89</b>	<b>32,182,834.93</b>

## IMPORTANT DISCLOSURES



City of Orange Cons | Account #10897 | As of November 30, 2024

Chandler Asset Management, Inc. (“Chandler”) is an SEC registered investment adviser. For additional information about our firm, please see our current disclosures (Form ADV). To obtain a copy of our current disclosures, you may contact your client service representative by calling the number on the front of this statement or you may visit our website at [www.chandlerasset.com](http://www.chandlerasset.com).

Information contained in this monthly statement is confidential and is provided for informational purposes only and should not be construed as specific investment or legal advice. The information contained herein was obtained from sources believed to be reliable as of the date of this statement, but may become outdated or superseded at any time without notice.

**Custody:** Your qualified custodian bank maintains control of all assets reflected in this statement and we urge you to compare this statement to the one you receive from your qualified custodian. Chandler does not have any authority to withdraw or deposit funds from/to the custodian account.

**Valuation:** Prices are provided by IDC, an independent pricing source. In the event IDC does not provide a price or if the price provided is not reflective of fair market value, Chandler will obtain pricing from an alternative approved third party pricing source in accordance with our written valuation policy and procedures. Our valuation procedures are also disclosed in Item 5 of our Form ADV Part 2A.

**Performance:** Performance results are presented gross-of-advisory fees and represent the client’s Total Return. The deduction of advisory fees lowers performance results. These results include the reinvestment of dividends and other earnings. Past performance may not be indicative of future results. Therefore, clients should not assume that future performance of any specific investment or investment strategy will be profitable or equal to past performance levels. All investment strategies have the potential for profit or loss. Economic factors, market conditions or changes in investment strategies, contributions or withdrawals may materially alter the performance and results of your portfolio.

Source ICE Data Indices, LLC (“ICE”), used with permission. ICE PERMITS USE OF THE ICE INDICES AND RELATED DATA ON AN “AS IS” BASIS; ICE, ITS AFFILIATES AND THEIR RESPECTIVE THIRD PARTY SUPPLIERS DISCLAIM ANY AND ALL WARRANTIES AND REPRESENTATIONS, EXPRESS AND/OR IMPLIED, INCLUDING ANY WARRANTIES OF MERCHANTABILITY OR FITNESS FOR A PARTICULAR PURPOSE OR USE, INCLUDING THE INDICES, INDEX DATA AND ANY DATA INCLUDED IN, RELATED TO, OR DERIVED THEREFROM. NEITHER ICE DATA, ITS AFFILIATES OR THEIR RESPECTIVE THIRD PARTY PROVIDERS GUARANTEE THE QUALITY, ADEQUACY, ACCURACY, TIMELINESS OR COMPLETENESS OF THE INDICES OR THE INDEX DATA OR ANY COMPONENT THEREOF, AND THE INDICES AND INDEX DATA AND ALL COMPONENTS THEREOF ARE PROVIDED ON AN “AS IS” BASIS AND LICENSEE’S USE IS AT LICENSEE’S OWN RISK. ICE DATA, ITS AFFILIATES AND THEIR RESPECTIVE THIRD PARTY DO NOT SPONSOR, ENDORSE, OR RECOMMEND CHANDLER, OR ANY OF ITS PRODUCTS OR SERVICES.

Index returns assume reinvestment of all distributions. Historical performance results for investment indexes generally do not reflect the deduction of transaction and/or custodial charges or the deduction of an investment management fee, the incurrence of which would have the effect of decreasing historical performance results. It is not possible to invest directly in an index.

**Ratings:** Ratings information have been provided by Moody’s, S&P and Fitch through data feeds we believe to be reliable as of the date of this statement, however we cannot guarantee its accuracy.

Security level ratings for U.S. Agency issued mortgage-backed securities (“MBS”) reflect the issuer rating because the securities themselves are not rated. The issuing U.S. Agency guarantees the full and timely payment of both principal and interest and carries a high rating by S&P, Moody’s and Fitch respectively.