



City of Orange - Account #10888

MONTHLY ACCOUNT STATEMENT

JUNE 1, 2022 THROUGH JUNE 30, 2022

Chandler Team:

For questions about your account, please call (800) 317-4747,
or contact operations@chandlerasset.com

Custodian

US Bank
Alex Bazan
(503) 464-3685

CHANDLER ASSET MANAGEMENT
chandlerasset.com

Information contained herein is confidential. We urge you to compare this statement to the one you receive from your qualified custodian. Please see Important Disclosures.



PORTFOLIO CHARACTERISTICS

Average Modified Duration	2.55
Average Coupon	0.86%
Average Purchase YTM	0.86%
Average Market YTM	3.13%
Average S&P/Moody Rating	AA/Aa1
Average Final Maturity	2.63 yrs
Average Life	2.63 yrs

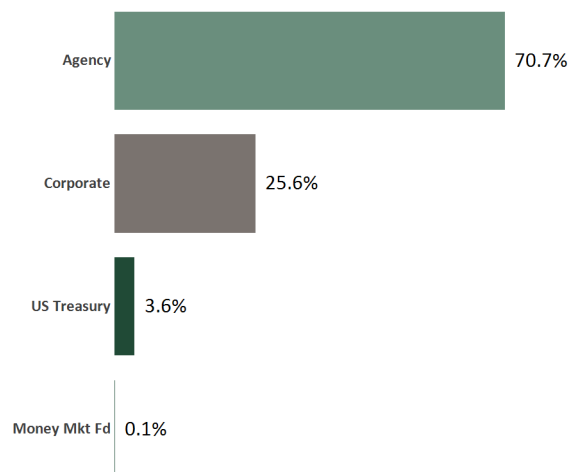
ACCOUNT SUMMARY

	Beg. Values as of 5/31/22	End Values as of 6/30/22
Market Value	76,389,411	75,849,168
Accrued Interest	190,634	129,972
Total Market Value	76,580,046	75,979,140
Income Earned	47,810	54,816
Cont/WD		-5,596
Par	80,377,522	80,425,325
Book Value	80,519,471	80,362,281
Cost Value	80,702,976	80,466,697

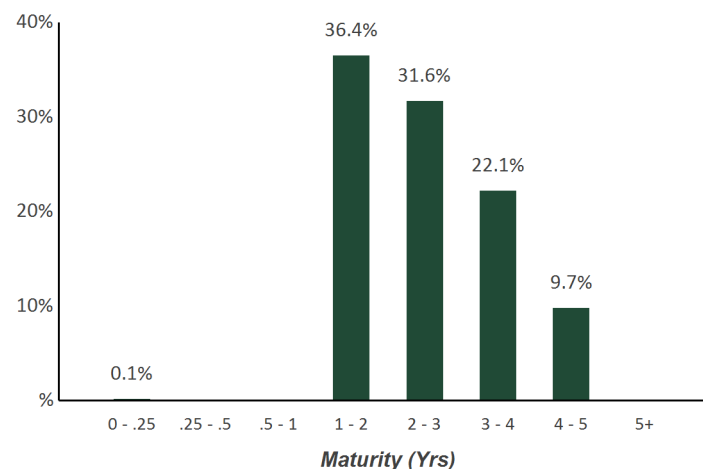
TOP ISSUERS

Federal National Mortgage Assoc	24.2%
Federal Home Loan Bank	23.5%
Federal Home Loan Mortgage Corp	22.9%
Toyota Motor Corp	6.0%
HSBC Holdings PLC	4.6%
Coca Cola Co.	3.9%
Government of United States	3.6%
Apple Inc	3.6%
Total	92.4%

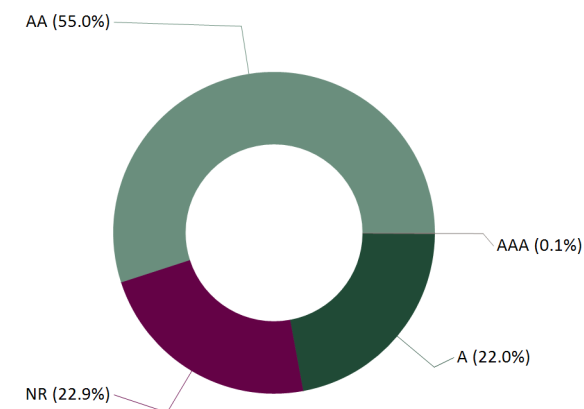
SECTOR ALLOCATION



MATURITY DISTRIBUTION



CREDIT QUALITY (S&P)



PERFORMANCE REVIEW

TOTAL RATE OF RETURN	1M	3M	YTD	1YR	Annualized				
					2YRS	3YRS	5YRS	10YRS	12/31/2021
City of Orange	-0.75%	-1.04%	-4.61%	N/A	N/A	N/A	N/A	N/A	N/A
ICE BofA 1-5 Yr US Treasury & Agency Index	-0.58%	-0.81%	-3.95%	N/A	N/A	N/A	N/A	N/A	N/A

Reconciliation Summary

As of June 30, 2022



BOOK VALUE RECONCILIATION		
BEGINNING BOOK VALUE		\$80,519,470.74
<u>Acquisition</u>		
+ Security Purchases	\$5,741,667.25	
+ Money Market Fund Purchases	\$2,998,011.44	
+ Money Market Contributions	\$0.00	
+ Security Contributions	\$0.00	
+ Security Transfers	\$0.00	
Total Acquisitions		\$8,739,678.69
<u>Dispositions</u>		
- Security Sales	\$5,424,075.00	
- Money Market Fund Sales	\$3,199,611.71	
- MMF Withdrawals	\$5,596.39	
- Security Withdrawals	\$0.00	
- Security Transfers	\$0.00	
- Other Dispositions	\$0.00	
- Maturities	\$0.00	
- Calls	\$0.00	
- Principal Paydowns	\$0.00	
Total Dispositions		\$8,629,283.10
<u>Amortization/Accretion</u>		
+/- Net Accretion	(\$513.91)	
		(\$513.91)
<u>Gain/Loss on Dispositions</u>		
+/- Realized Gain/Loss	(\$267,071.05)	
		(\$267,071.05)
ENDING BOOK VALUE		\$80,362,281.37

CASH TRANSACTION SUMMARY		
BEGINNING BALANCE		\$302,521.85
<u>Acquisition</u>		
Contributions	\$0.00	
Security Sale Proceeds	\$5,424,075.00	
Accrued Interest Received	\$45,505.63	
Interest Received	\$76,453.13	
Dividend Received	\$73.51	
Principal on Maturities	\$0.00	
Interest on Maturities	\$0.00	
Calls/Redemption (Principal)	\$0.00	
Interest from Calls/Redemption	\$0.00	
Principal Paydown	\$0.00	
Total Acquisitions	\$5,546,107.27	
<u>Dispositions</u>		
Withdrawals	\$5,596.39	
Security Purchase	\$5,741,667.25	
Accrued Interest Paid	\$6,040.29	
Total Dispositions	\$5,753,303.93	
ENDING BOOK VALUE		\$95,325.19

Holdings Report

As of June 30, 2022



CUSIP	Security Description	Par Value/Units	Purchase Date Book Yield	Cost Value Book Value	Mkt Price Mkt YTM	Market Value Accrued Int.	% of Port. Gain/Loss	Moody/S&P Fitch	Maturity Duration
AGENCY									
3135GABN0	FNMA Callable Note Qtrly 12/29/2021 0.28% Due 12/29/2023	5,000,000.00	12/29/2020 0.28%	5,000,000.00 5,000,000.00	96.06 2.99%	4,803,140.00 77.78	6.32% (196,860.00)	Aaa / AA+ AAA	1.50 1.47
3130ALLM4	FHLB Callable Note Qtrly 6/28/2021 0.35% Due 3/28/2024	5,000,000.00	03/29/2021 0.37%	4,997,000.00 4,998,257.53	95.99 2.72%	4,799,335.00 4,520.83	6.32% (198,922.53)	Aaa / AA+ NR	1.75 1.72
3134GWXC5	FHLMC Callable Note Qtrly 9/29/2021 0.35% Due 3/29/2024	5,000,000.00	12/10/2020 0.35%	5,000,000.00 5,000,000.00	95.31 3.13%	4,765,540.00 4,472.22	6.28% (234,460.00)	Aaa / NR AAA	1.75 1.71
3135GA4S7	FNMA Callable Note Qtrly 11/17/2022 0.375% Due 5/17/2024	5,000,000.00	11/20/2020 0.38%	5,000,000.00 5,000,000.00	95.36 2.93%	4,768,130.00 2,291.67	6.28% (231,870.00)	Aaa / AA+ AAA	1.88 1.85
3135GA5Y3	FNMA Callable Note Qtrly 12/14/2021 0.375% Due 6/14/2024	4,375,000.00	12/14/2020 0.38%	4,375,000.00 4,375,000.00	94.97 3.04%	4,154,928.75 774.74	5.47% (220,071.25)	Aaa / AA+ AAA	1.96 1.92
3134GWVE3	FHLMC Callable Note Qtrly 3/25/2021 0.4% Due 9/25/2024	4,575,000.00	11/19/2020 0.41%	4,573,627.50 4,574,202.47	94.25 3.08%	4,311,717.90 4,880.00	5.68% (262,484.57)	Aaa / NR AAA	2.24 2.19
3135GA4W8	FNMA Callable Note Qtrly 11/18/2022 0.5% Due 2/18/2025	5,000,000.00	11/20/2020 0.50%	5,000,000.00 5,000,000.00	93.35 3.15%	4,667,580.00 9,236.11	6.16% (332,420.00)	Aaa / AA+ AAA	2.64 2.57
3130ANA42	FHLB Callable Note Qtrly 1/28/2022 0.65% Due 4/28/2025	4,000,000.00	07/28/2021 0.65%	4,000,000.00 4,000,000.00	93.55 3.05%	3,742,060.00 11,050.00	4.94% (257,940.00)	Aaa / AA+ NR	2.83 2.76
3130AMBG6	FHLB Callable Note Qtrly 7/29/2021 0.75% Due 4/29/2025	5,000,000.00	05/04/2021 0.75%	5,000,000.00 5,000,000.00	93.72 3.09%	4,685,765.00 6,458.33	6.18% (314,235.00)	Aaa / AA+ NR	2.83 2.76
3134GW3Z7	FHLMC Callable Note Qtrly 10/28/2021 0.6% Due 10/28/2025	9,000,000.00	10/28/2020 0.60%	9,000,000.00 9,000,000.00	92.40 3.02%	8,316,117.00 9,450.00	10.96% (683,883.00)	Aaa / NR AAA	3.33 3.25
3130ANDF4	FHLB Callable Note Annual 7/29/2022 0.9% Due 7/29/2026	5,000,000.00	07/29/2021 0.70%	5,010,000.00 5,000,767.12	92.31 2.91%	4,615,420.00 19,000.00	6.10% (385,347.12)	Aaa / AA+ NR	4.08 3.94
Total Agency		56,950,000.00	0.49%	56,955,627.50 56,948,227.12	3.01%	53,629,733.65 72,211.68	70.68% (3,318,493.47)	Aaa / AA+ AAA	2.49 2.43
CORPORATE									
69371RR81	Paccar Financial Corp Note 3.15% Due 6/13/2024	895,000.00	06/06/2022 3.16%	894,794.15 894,799.22	99.66 3.33%	891,936.42 1,409.63	1.18% (2,862.80)	A1 / A+ NR	1.96 1.88
40434CAD7	HSBC USA Inc Note 3.5% Due 6/23/2024	3,500,000.00	12/10/2019 2.14%	3,704,050.00 3,589,033.28	99.44 3.80%	3,480,400.00 2,722.22	4.58% (108,633.28)	A1 / A- A+	1.98 1.89
191216CL2	Coca Cola Company Callable Note Cont 8/6/2024 1.75% Due 9/6/2024	3,000,000.00	09/20/2019 2.00%	2,964,750.00 2,984,484.56	97.79 2.80%	2,933,616.00 16,770.83	3.88% (50,868.56)	A1 / A+ A	2.19 2.11

Holdings Report

As of June 30, 2022



CUSIP	Security Description	Par Value/Units	Purchase Date Book Yield	Cost Value Book Value	Mkt Price Mkt YTM	Market Value Accrued Int.	% of Port. Gain/Loss	Moody/S&P Fitch	Maturity Duration
CORPORATE									
14913Q3B3	Caterpillar Finl Service Note 2.15% Due 11/8/2024	1,250,000.00	05/31/2022 2.87%	1,229,100.00 1,229,781.01	97.10 3.44%	1,213,691.25 3,956.60	1.60% (16,089.76)	A2 / A A	2.36 2.26
06051GJR1	Bank of America Corp Callable Note Cont 4/22/2024 0.976% Due 4/22/2025	1,250,000.00	05/31/2022 3.09%	1,192,012.50 1,193,606.47	94.13 3.63%	1,176,631.25 2,338.33	1.55% (16,975.22)	A2 / A- AA-	2.81 2.72
24422EWF2	John Deere Capital Corp Note 3.4% Due 6/6/2025	280,000.00	06/01/2022 3.41%	279,935.60 279,937.07	99.65 3.53%	279,008.24 661.11	0.37% (928.83)	A2 / A A	2.94 2.76
06406RBF3	Bank of NY Mellon Corp Callable Note Cont 6/13/2024 3.43% Due 6/13/2025	955,000.00	06/08/2022 3.00%	955,000.00 955,000.00	99.28 3.26%	948,100.13 1,637.83	1.25% (6,899.87)	A1 / A AA-	2.96 2.78
89236THP3	Toyota Motor Credit Corp Note 0.8% Due 10/16/2025	5,000,000.00	11/19/2020 0.70%	5,025,000.00 5,016,782.92	91.05 3.71%	4,552,535.00 8,333.33	6.00% (464,247.92)	A1 / A+ A+	3.30 3.19
037833EB2	Apple Inc Callable Note Cont 1/8/2026 0.7% Due 2/8/2026	3,000,000.00	02/08/2021 0.70%	2,999,730.00 2,999,805.12	91.15 3.33%	2,734,479.00 8,341.67	3.61% (265,326.12)	Aaa / AA+ NR	3.61 3.50
46647PBK1	JP Morgan Chase & Co Callable Note Cont 4/22/2025 2.083% Due 4/22/2026	1,250,000.00	05/31/2022 3.73%	1,190,825.00 1,192,033.50	93.59 4.25%	1,169,885.00 4,990.52	1.55% (22,148.50)	A2 / A- AA-	3.81 3.58
Total Corporate		20,380,000.00	1.85%	20,435,197.25 20,335,263.15	3.50%	19,380,282.29 51,162.07	25.57% (954,980.86)	A1 / A+ A+	2.80 2.69
MONEY MARKET FUND									
31846V203	First American Govt Obligation Fund Class Y	95,325.19	Various 0.97%	95,325.19 95,325.19	1.00 0.97%	95,325.19 0.00	0.13% 0.00	Aaa / AAA AAA	0.00 0.00
Total Money Market Fund		95,325.19	0.97%	95,325.19 95,325.19	0.97%	95,325.19 0.00	0.13% 0.00	Aaa / AAA AAA	0.00 0.00

Holdings Report

As of June 30, 2022



CUSIP	Security Description	Par Value/Units	Purchase Date Book Yield	Cost Value Book Value	Mkt Price Mkt YTM	Market Value Accrued Int.	% of Port. Gain/Loss	Moody/S&P Fitch	Maturity Duration
US TREASURY									
91282CCZ2	US Treasury Note 0.875% Due 9/30/2026	3,000,000.00	09/30/2021 1.01%	2,980,546.88 2,983,465.91	91.46 3.03%	2,743,827.00 6,598.36	3.62% (239,638.91)	Aaa / AA+ AAA	4.25 4.11
Total US Treasury		3,000,000.00	1.01%	2,980,546.88 2,983,465.91	3.03%	2,743,827.00 6,598.36	3.62% (239,638.91)	Aaa / AA+ AAA	4.25 4.11
TOTAL PORTFOLIO		80,425,325.19	0.86%	80,466,696.82 80,362,281.37	3.13%	75,849,168.13 129,972.11	100.00% (4,513,113.24)	Aa1 / AA AAA	2.63 2.55
TOTAL MARKET VALUE PLUS ACCRUED						75,979,140.24			

Transaction Ledger

As of June 30, 2022



Transaction Type	Settlement Date	CUSIP	Quantity	Security Description	Price	Acq/Disp Yield	Amount	Interest Pur/Sold	Total Amount	Gain/Loss
ACQUISITIONS										
Purchase	06/01/2022	31846V203	2,329,194.44	First American Govt Obligation Fund Class Y	1.000	0.35%	2,329,194.44	0.00	2,329,194.44	0.00
Purchase	06/01/2022	31846V203	73.51	First American Govt Obligation Fund Class Y	1.000	0.35%	73.51	0.00	73.51	0.00
Purchase	06/02/2022	06051GJR1	1,250,000.00	Bank of America Corp Callable Note Cont 4/22/2024 0.976% Due 4/22/2025	95.361	3.09%	1,192,012.50	1,355.56	1,193,368.06	0.00
Purchase	06/02/2022	14913Q3B3	1,250,000.00	Caterpillar Finl Service Note 2.15% Due 11/8/2024	98.328	2.87%	1,229,100.00	1,791.67	1,230,891.67	0.00
Purchase	06/02/2022	46647PBK1	1,250,000.00	JP Morgan Chase & Co Callable Note Cont 4/22/2025 2.083% Due 4/22/2026	95.266	3.73%	1,190,825.00	2,893.06	1,193,718.06	0.00
Purchase	06/06/2022	24422EWF2	280,000.00	John Deere Capital Corp Note 3.4% Due 6/6/2025	99.977	3.41%	279,935.60	0.00	279,935.60	0.00
Purchase	06/13/2022	06406RBF3	955,000.00	Bank of NY Mellon Corp Callable Note Cont 6/13/2024 3.43% Due 6/13/2025	100.000	3.00%	955,000.00	0.00	955,000.00	0.00
Purchase	06/13/2022	31846V203	592,290.36	First American Govt Obligation Fund Class Y	1.000	0.35%	592,290.36	0.00	592,290.36	0.00
Purchase	06/13/2022	69371RR81	895,000.00	Paccar Financial Corp Note 3.15% Due 6/13/2024	99.977	3.16%	894,794.15	0.00	894,794.15	0.00
Purchase	06/14/2022	31846V203	8,203.13	First American Govt Obligation Fund Class Y	1.000	0.35%	8,203.13	0.00	8,203.13	0.00
Purchase	06/23/2022	31846V203	61,250.00	First American Govt Obligation Fund Class Y	1.000	0.35%	61,250.00	0.00	61,250.00	0.00
Purchase	06/29/2022	31846V203	7,000.00	First American Govt Obligation Fund Class Y	1.000	0.35%	7,000.00	0.00	7,000.00	0.00
Subtotal			8,878,011.44				8,739,678.69	6,040.29	8,745,718.98	0.00

Transaction Ledger

As of June 30, 2022



Transaction Type	Settlement Date	CUSIP	Quantity	Security Description	Price	Acq/Disp Yield	Amount	Interest Pur/Sold	Total Amount	Gain/Loss
ACQUISITIONS										
Short Sale	06/13/2022	31846V203	-955,000.00	First American Govt Obligation Fund Class Y	1.000		-955,000.00	0.00	-955,000.00	0.00
Subtotal			-955,000.00				-955,000.00	0.00	-955,000.00	0.00
TOTAL ACQUISITIONS			7,923,011.44				7,784,678.69	6,040.29	7,790,718.98	0.00
DISPOSITIONS										
Closing Purchase	06/13/2022	31846V203	-955,000.00	First American Govt Obligation Fund Class Y	1.000		-955,000.00	0.00	-955,000.00	0.00
Subtotal			-955,000.00				-955,000.00	0.00	-955,000.00	0.00
Sale	06/01/2022	3134GXFY5	2,500,000.00	FHLMC Callable Note Qtrly 6/17/2021 0.5% Due 6/17/2025	92.940	0.50%	2,323,500.00	5,694.44	2,329,194.44	-176,500.00
Sale	06/02/2022	31846V203	1,069,881.96	First American Govt Obligation Fund Class Y	1.000	0.35%	1,069,881.96	0.00	1,069,881.96	0.00
Sale	06/02/2022	40434CAD7	2,500,000.00	HSBC USA Inc Note 3.5% Due 6/23/2024	100.378	2.14%	2,509,450.00	38,645.83	2,548,095.83	-56,696.05
Sale	06/06/2022	31846V203	279,935.60	First American Govt Obligation Fund Class Y	1.000	0.35%	279,935.60	0.00	279,935.60	0.00
Sale	06/13/2022	3135GA5Y3	625,000.00	FNMA Callable Note Qtrly 12/14/2021 0.375% Due 6/14/2024	94.580	0.38%	591,125.00	1,165.36	592,290.36	-33,875.00
Sale	06/13/2022	31846V203	894,794.15	First American Govt Obligation Fund Class Y	1.000	0.35%	894,794.15	0.00	894,794.15	0.00
Sale	06/13/2022	31846V203	955,000.00	First American Govt Obligation Fund Class Y	1.000	0.35%	955,000.00	0.00	955,000.00	0.00
Subtotal			8,824,611.71				8,623,686.71	45,505.63	8,669,192.34	-267,071.05
Security Withdrawal	06/08/2022	31846V203	5,067.14	First American Govt Obligation Fund Class Y	1.000		5,067.14	0.00	5,067.14	0.00

Transaction Ledger

As of June 30, 2022



Transaction Type	Settlement Date	CUSIP	Quantity	Security Description	Price	Acq/Disp Yield	Amount	Interest Pur/Sold	Total Amount	Gain/Loss
DISPOSITIONS										
Security Withdrawal	06/27/2022	31846V203	529.25	First American Govt Obligation Fund Class Y	1.000		529.25	0.00	529.25	0.00
Subtotal			5,596.39				5,596.39	0.00	5,596.39	0.00
TOTAL DISPOSITIONS			7,875,208.10				7,674,283.10	45,505.63	7,719,788.73	-267,071.05
OTHER TRANSACTIONS										
Interest	06/14/2022	3135GA5Y3	4,375,000.00	FNMA Callable Note Qtrly 12/14/2021 0.375% Due 6/14/2024	0.000		8,203.13	0.00	8,203.13	0.00
Interest	06/23/2022	40434CAD7	3,500,000.00	HSBC USA Inc Note 3.5% Due 6/23/2024	0.000		61,250.00	0.00	61,250.00	0.00
Interest	06/29/2022	3135GABN0	5,000,000.00	FNMA Callable Note Qtrly 12/29/2021 0.28% Due 12/29/2023	0.000		7,000.00	0.00	7,000.00	0.00
Subtotal			12,875,000.00				76,453.13	0.00	76,453.13	0.00
Dividend	06/01/2022	31846V203	1,281,898.73	First American Govt Obligation Fund Class Y	0.000		73.51	0.00	73.51	0.00
Subtotal			1,281,898.73				73.51	0.00	73.51	0.00
TOTAL OTHER TRANSACTIONS			14,156,898.73				76,526.64	0.00	76,526.64	0.00

Income Earned

As of June 30, 2022



CUSIP	Security Description	Trade Date Settle Date Units	Book Value: Begin Book Value: Acq Book Value: Disp Book Value: End	Prior Accrued Inc. Received Ending Accrued Total Interest	Accr. Of Discount Amort. Of Premium Net Accret/Amort Income Earned	Total Income
FIXED INCOME						
037833EB2	Apple Inc Callable Note Cont 1/8/2026 0.7% Due 02/08/2026	02/08/2021 02/08/2021 3,000,000.00	2,999,800.68 0.00 0.00 2,999,805.12	6,591.67 0.00 8,341.67 1,750.00	4.44 0.00 4.44 1,754.44	1,754.44
06051GJR1	Bank of America Corp Callable Note Cont 4/22/2024 0.976% Due 04/22/2025	05/31/2022 06/02/2022 1,250,000.00	0.00 1,192,012.50 0.00 1,193,606.47	0.00 (1,355.56) 2,338.33 982.77	1,593.97 0.00 1,593.97 2,576.74	2,576.74
06406RBF3	Bank of NY Mellon Corp Callable Note Cont 6/13/2024 3.43% Due 06/13/2025	06/08/2022 06/13/2022 955,000.00	0.00 955,000.00 0.00 955,000.00	0.00 0.00 1,637.83 1,637.83	0.00 0.00 0.00 1,637.83	1,637.83
14913Q3B3	Caterpillar Finl Service Note 2.15% Due 11/08/2024	05/31/2022 06/02/2022 1,250,000.00	0.00 1,229,100.00 0.00 1,229,781.01	0.00 (1,791.67) 3,956.60 2,164.93	681.01 0.00 681.01 2,845.94	2,845.94
191216CL2	Coca Cola Company Callable Note Cont 8/6/2024 1.75% Due 09/06/2024	09/20/2019 09/20/2019 3,000,000.00	2,983,901.27 0.00 0.00 2,984,484.56	12,395.83 0.00 16,770.83 4,375.00	583.29 0.00 583.29 4,958.29	4,958.29
24422EWF2	John Deere Capital Corp Note 3.4% Due 06/06/2025	06/01/2022 06/06/2022 280,000.00	0.00 279,935.60 0.00 279,937.07	0.00 0.00 661.11 661.11	1.47 0.00 1.47 662.58	662.58
3130ALLM4	FHLB Callable Note Qtrly 6/28/2021 0.35% Due 03/28/2024	03/29/2021 03/29/2021 5,000,000.00	4,998,175.34 0.00 0.00 4,998,257.53	3,062.50 0.00 4,520.83 1,458.33	82.19 0.00 82.19 1,540.52	1,540.52
3130AMBG6	FHLB Callable Note Qtrly 7/29/2021 0.75% Due 04/29/2025	05/04/2021 05/04/2021 5,000,000.00	5,000,000.00 0.00 0.00 5,000,000.00	3,333.33 0.00 6,458.33 3,125.00	0.00 0.00 0.00 3,125.00	3,125.00
3130ANA42	FHLB Callable Note Qtrly 1/28/2022 0.65% Due 04/28/2025	07/28/2021 07/28/2021 4,000,000.00	4,000,000.00 0.00 0.00 4,000,000.00	8,883.33 0.00 11,050.00 2,166.67	0.00 0.00 0.00 2,166.67	2,166.67

Income Earned

As of June 30, 2022



CUSIP	Security Description	Trade Date Settle Date Units	Book Value: Begin Book Value: Acq Book Value: Disp Book Value: End	Prior Accrued Inc. Received Ending Accrued Total Interest	Accr. Of Discount Amort. Of Premium Net Accret/Amort Income Earned	Total Income
3130ANDF4	FHLB Callable Note Annual 7/29/2022 0.9% Due 07/29/2026	07/29/2021 07/29/2021 5,000,000.00	5,001,589.04 0.00 0.00 5,000,767.12	15,250.00 0.00 19,000.00 3,750.00	0.00 821.92 (821.92) 2,928.08	2,928.08
3134GW3Z7	FHLMC Callable Note Qtrly 10/28/2021 0.6% Due 10/28/2025	10/28/2020 10/28/2020 9,000,000.00	9,000,000.00 0.00 0.00 9,000,000.00	4,950.00 0.00 9,450.00 4,500.00	0.00 0.00 0.00 4,500.00	4,500.00
3134GWVE3	FHLMC Callable Note Qtrly 3/25/2021 0.4% Due 09/25/2024	11/19/2020 11/19/2020 4,575,000.00	4,574,173.18 0.00 0.00 4,574,202.47	3,355.00 0.00 4,880.00 1,525.00	29.29 0.00 29.29 1,554.29	1,554.29
3134GWXC5	FHLMC Callable Note Qtrly 9/29/2021 0.35% Due 03/29/2024	12/10/2020 12/10/2020 5,000,000.00	5,000,000.00 0.00 0.00 5,000,000.00	3,013.89 0.00 4,472.22 1,458.33	0.00 0.00 0.00 1,458.33	1,458.33
3134GXFY5	FHLMC Callable Note Qtrly 6/17/2021 Due 06/17/2025	12/17/2020 12/17/2020 0.00	2,500,000.00 0.00 2,500,000.00 0.00	5,694.44 5,694.44 0.00 0.00	0.00 0.00 0.00 0.00	0.00
3135GA4S7	FNMA Callable Note Qtrly 11/17/2022 0.375% Due 05/17/2024	11/20/2020 11/20/2020 5,000,000.00	5,000,000.00 0.00 0.00 5,000,000.00	729.17 0.00 2,291.67 1,562.50	0.00 0.00 0.00 1,562.50	1,562.50
3135GA4W8	FNMA Callable Note Qtrly 11/18/2022 0.5% Due 02/18/2025	11/20/2020 11/20/2020 5,000,000.00	5,000,000.00 0.00 0.00 5,000,000.00	7,152.78 0.00 9,236.11 2,083.33	0.00 0.00 0.00 2,083.33	2,083.33
3135GA5Y3	FNMA Callable Note Qtrly 12/14/2021 0.375% Due 06/14/2024	12/14/2020 12/14/2020 4,375,000.00	5,000,000.00 0.00 625,000.00 4,375,000.00	8,697.92 9,368.49 774.74 1,445.31	0.00 0.00 0.00 1,445.31	1,445.31
3135GABN0	FNMA Callable Note Qtrly 12/29/2021 0.28% Due 12/29/2023	12/29/2020 12/29/2020 5,000,000.00	5,000,000.00 0.00 0.00 5,000,000.00	5,911.11 7,000.00 77.78 1,166.67	0.00 0.00 0.00 1,166.67	1,166.67

Income Earned

As of June 30, 2022



CUSIP	Security Description	Trade Date Settle Date Units	Book Value: Begin Book Value: Acq Book Value: Disp Book Value: End	Prior Accrued Inc. Received Ending Accrued Total Interest	Accr. Of Discount Amort. Of Premium Net Accret/Amort Income Earned	Total Income
40434CAD7	HSBC USA Inc Note 3.5% Due 06/23/2024	12/10/2019 12/10/2019 3,500,000.00	6,158,961.62 0.00 2,566,146.05 3,589,033.28	92,166.67 99,895.83 2,722.22 10,451.38	0.00 3,782.29 (3,782.29) 6,669.09	6,669.09
46647PBK1	JP Morgan Chase & Co Callable Note Cont 4/22/2025 2.083% Due 04/22/2026	05/31/2022 06/02/2022 1,250,000.00	0.00 1,190,825.00 0.00 1,192,033.50	0.00 (2,893.06) 4,990.52 2,097.46	1,208.50 0.00 1,208.50 3,305.96	3,305.96
69371RR81	Paccar Financial Corp Note 3.15% Due 06/13/2024	06/06/2022 06/13/2022 895,000.00	0.00 894,794.15 0.00 894,799.22	0.00 0.00 1,409.63 1,409.63	5.07 0.00 5.07 1,414.70	1,414.70
89236THP3	Toyota Motor Credit Corp Note 0.8% Due 10/16/2025	11/19/2020 11/19/2020 5,000,000.00	5,017,201.45 0.00 0.00 5,016,782.92	5,000.00 0.00 8,333.33 3,333.33	0.00 418.53 (418.53) 2,914.80	2,914.80
91282CCZ2	US Treasury Note 0.875% Due 09/30/2026	09/30/2021 09/30/2021 3,000,000.00	2,983,146.31 0.00 0.00 2,983,465.91	4,446.72 0.00 6,598.36 2,151.64	319.60 0.00 319.60 2,471.24	2,471.24
			80,216,948.89	190,634.36	4,508.83	
			5,741,667.25	115,918.47	5,022.74	
			5,691,146.05	129,972.11	(513.91)	
Total Fixed Income			80,330,000.00	55,256.22	54,742.31	54,742.31

Income Earned

As of June 30, 2022



CUSIP	Security Description	Trade Date Settle Date Units	Book Value: Begin Book Value: Acq Book Value: Disp Book Value: End	Prior Accrued Inc. Received Ending Accrued Total Interest	Accr. Of Discount Amort. Of Premium Net Accret/Amort Income Earned	Total Income
CASH & EQUIVALENT						
31846V203	First American	03/31/2022	302,521.85	0.00	0.00	73.51
	Govt Obligation Fund Class Y	03/31/2022	2,043,011.44	73.51	0.00	
		95,325.19	2,250,208.10	0.00	0.00	
			95,325.19	73.51	73.51	
			302,521.85	0.00	0.00	
			2,043,011.44	73.51	0.00	
			2,250,208.10	0.00	0.00	
Total Cash & Equivalent		95,325.19	95,325.19	73.51	73.51	73.51
			80,519,470.74	190,634.36	4,508.83	
			7,784,678.69	115,991.98	5,022.74	
			7,941,354.15	129,972.11	(513.91)	
TOTAL PORTFOLIO		80,425,325.19	80,362,281.37	55,329.73	54,815.82	54,815.82

Cash Flow Report

As of June 30, 2022



Payment Date	Transaction Type	CUSIP	Quantity	Security Description	Principal Amount	Income	Total Amount
07/28/2022	Call	3130ANA42	4,000,000.00	FHLB Callable Note Qtrly 1/28/2022 0.65% Due 4/28/2025	4,000,000.00	13,000.00	4,013,000.00
07/29/2022	Call	3130ANDF4	5,000,000.00	FHLB Callable Note Annual 7/29/2022 0.9% Due 7/29/2026	5,000,000.00	22,500.00	5,022,500.00
JUL 2022					9,000,000.00	35,500.00	9,035,500.00
08/08/2022	Interest	037833EB2	3,000,000.00	Apple Inc Callable Note Cont 1/8/2026 0.7% Due 2/8/2026	0.00	10,500.00	10,500.00
08/18/2022	Interest	3135GA4W8	5,000,000.00	FNMA Callable Note Qtrly 11/18/2022 0.5% Due 2/18/2025	0.00	12,500.00	12,500.00
AUG 2022					0.00	23,000.00	23,000.00
09/06/2022	Interest	191216CL2	3,000,000.00	Coca Cola Company Callable Note Cont 8/6/2024 1.75% Due 9/6/2024	0.00	26,250.00	26,250.00
09/25/2022	Interest	3134GWVE3	4,575,000.00	FHLMC Callable Note Qtrly 3/25/2021 0.4% Due 9/25/2024	0.00	9,150.00	9,150.00
09/28/2022	Interest	3130ALLM4	5,000,000.00	FHLB Callable Note Qtrly 6/28/2021 0.35% Due 3/28/2024	0.00	8,750.00	8,750.00
09/29/2022	Interest	3134GWXC5	5,000,000.00	FHLMC Callable Note Qtrly 9/29/2021 0.35% Due 3/29/2024	0.00	8,750.00	8,750.00
09/30/2022	Interest	91282CCZ2	3,000,000.00	US Treasury Note 0.875% Due 9/30/2026	0.00	13,125.00	13,125.00
SEP 2022					0.00	66,025.00	66,025.00
10/16/2022	Interest	89236THP3	5,000,000.00	Toyota Motor Credit Corp Note 0.8% Due 10/16/2025	0.00	20,000.00	20,000.00
10/22/2022	Interest	06051GJR1	1,250,000.00	Bank of America Corp Callable Note Cont 4/22/2024 0.976% Due 4/22/2025	0.00	6,100.00	6,100.00
10/22/2022	Interest	46647PBK1	1,250,000.00	JP Morgan Chase & Co Callable Note Cont 4/22/2025 2.083% Due 4/22/2026	0.00	13,018.75	13,018.75
10/28/2022	Interest	3134GW3Z7	9,000,000.00	FHLMC Callable Note Qtrly 10/28/2021 0.6% Due 10/28/2025	0.00	27,000.00	27,000.00
10/29/2022	Interest	3130AMBG6	5,000,000.00	FHLB Callable Note Qtrly 7/29/2021 0.75% Due 4/29/2025	0.00	18,750.00	18,750.00
OCT 2022					0.00	84,868.75	84,868.75
11/08/2022	Interest	14913Q3B3	1,250,000.00	Caterpillar Finl Service Note 2.15% Due 11/8/2024	0.00	13,437.50	13,437.50

Cash Flow Report

As of June 30, 2022



Payment Date	Transaction Type	CUSIP	Quantity	Security Description	Principal Amount	Income	Total Amount
11/17/2022	Interest	3135GA4S7	5,000,000.00	FNMA Callable Note Qtrly 11/17/2022 0.375% Due 5/17/2024	0.00	9,375.00	9,375.00
NOV 2022					0.00	22,812.50	22,812.50
12/06/2022	Interest	24422EWF2	280,000.00	John Deere Capital Corp Note 3.4% Due 6/6/2025	0.00	4,760.00	4,760.00
12/13/2022	Interest	06406RBF3	955,000.00	Bank of NY Mellon Corp Callable Note Cont 6/13/2024 3.43% Due 6/13/2025	0.00	16,378.25	16,378.25
12/13/2022	Interest	69371RR81	895,000.00	Paccar Financial Corp Note 3.15% Due 6/13/2024	0.00	14,096.25	14,096.25
12/14/2022	Interest	3135GA5Y3	4,375,000.00	FNMA Callable Note Qtrly 12/14/2021 0.375% Due 6/14/2024	0.00	8,203.13	8,203.13
12/23/2022	Interest	40434CAD7	3,500,000.00	HSBC USA Inc Note 3.5% Due 6/23/2024	0.00	61,250.00	61,250.00
12/29/2022	Interest	3135GABN0	5,000,000.00	FNMA Callable Note Qtrly 12/29/2021 0.28% Due 12/29/2023	0.00	7,000.00	7,000.00
DEC 2022					0.00	111,687.63	111,687.63
02/08/2023	Interest	037833EB2	3,000,000.00	Apple Inc Callable Note Cont 1/8/2026 0.7% Due 2/8/2026	0.00	10,500.00	10,500.00
02/18/2023	Interest	3135GA4W8	5,000,000.00	FNMA Callable Note Qtrly 11/18/2022 0.5% Due 2/18/2025	0.00	12,500.00	12,500.00
FEB 2023					0.00	23,000.00	23,000.00
03/06/2023	Interest	191216CL2	3,000,000.00	Coca Cola Company Callable Note Cont 8/6/2024 1.75% Due 9/6/2024	0.00	26,250.00	26,250.00
03/25/2023	Interest	3134GWVE3	4,575,000.00	FHLMC Callable Note Qtrly 3/25/2021 0.4% Due 9/25/2024	0.00	9,150.00	9,150.00
03/28/2023	Interest	3130ALLM4	5,000,000.00	FHLB Callable Note Qtrly 6/28/2021 0.35% Due 3/28/2024	0.00	8,750.00	8,750.00
03/29/2023	Interest	3134GWXC5	5,000,000.00	FHLMC Callable Note Qtrly 9/29/2021 0.35% Due 3/29/2024	0.00	8,750.00	8,750.00
03/31/2023	Interest	91282CCZ2	3,000,000.00	US Treasury Note 0.875% Due 9/30/2026	0.00	13,125.00	13,125.00
MAR 2023					0.00	66,025.00	66,025.00

Cash Flow Report

As of June 30, 2022



Payment Date	Transaction Type	CUSIP	Quantity	Security Description	Principal Amount	Income	Total Amount
04/16/2023	Interest	89236THP3	5,000,000.00	Toyota Motor Credit Corp Note 0.8% Due 10/16/2025	0.00	20,000.00	20,000.00
04/22/2023	Interest	06051GJR1	1,250,000.00	Bank of America Corp Callable Note Cont 4/22/2024 0.976% Due 4/22/2025	0.00	6,100.00	6,100.00
04/22/2023	Interest	46647PBK1	1,250,000.00	JP Morgan Chase & Co Callable Note Cont 4/22/2025 2.083% Due 4/22/2026	0.00	13,018.75	13,018.75
04/28/2023	Interest	3134GW3Z7	9,000,000.00	FHLMC Callable Note Qtrly 10/28/2021 0.6% Due 10/28/2025	0.00	27,000.00	27,000.00
04/29/2023	Interest	3130AMBG6	5,000,000.00	FHLB Callable Note Qtrly 7/29/2021 0.75% Due 4/29/2025	0.00	18,750.00	18,750.00
APR 2023					0.00	84,868.75	84,868.75
05/08/2023	Interest	14913Q3B3	1,250,000.00	Caterpillar Finl Service Note 2.15% Due 11/8/2024	0.00	13,437.50	13,437.50
05/17/2023	Interest	3135GA4S7	5,000,000.00	FNMA Callable Note Qtrly 11/17/2022 0.375% Due 5/17/2024	0.00	9,375.00	9,375.00
MAY 2023					0.00	22,812.50	22,812.50
06/06/2023	Interest	24422EWF2	280,000.00	John Deere Capital Corp Note 3.4% Due 6/6/2025	0.00	4,760.00	4,760.00
06/13/2023	Interest	06406RBF3	955,000.00	Bank of NY Mellon Corp Callable Note Cont 6/13/2024 3.43% Due 6/13/2025	0.00	16,378.25	16,378.25
06/13/2023	Interest	69371RR81	895,000.00	Paccar Financial Corp Note 3.15% Due 6/13/2024	0.00	14,096.25	14,096.25
06/14/2023	Interest	3135GA5Y3	4,375,000.00	FNMA Callable Note Qtrly 12/14/2021 0.375% Due 6/14/2024	0.00	8,203.13	8,203.13
06/23/2023	Interest	40434CAD7	3,500,000.00	HSBC USA Inc Note 3.5% Due 6/23/2024	0.00	61,250.00	61,250.00
06/29/2023	Interest	3135GABN0	5,000,000.00	FNMA Callable Note Qtrly 12/29/2021 0.28% Due 12/29/2023	0.00	7,000.00	7,000.00
JUN 2023					0.00	111,687.63	111,687.63
TOTAL					9,000,000.00	652,287.76	9,652,287.76



Chandler Asset Management, Inc. ("Chandler") is an SEC registered investment adviser. For additional information about our firm, please see our current disclosures (Form ADV). To obtain a copy of our current disclosures, you may contact your client service representative by calling the number on the front of this statement or you may visit our website at www.chandlerasset.com.

Information contained in this monthly statement is confidential and is provided for informational purposes only and should not be construed as specific investment or legal advice. The information contained herein was obtained from sources believed to be reliable as of the date of this statement, but may become outdated or superseded at any time without notice.

Custody: Your qualified custodian bank maintains control of all assets reflected in this statement and we urge you to compare this statement to the one you receive from your qualified custodian. Chandler does not have any authority to withdraw or deposit funds from/to the custodian account.

Valuation: Prices are provided by IDC, an independent pricing source. In the event IDC does not provide a price or if the price provided is not reflective of fair market value, Chandler will obtain pricing from an alternative approved third party pricing source in accordance with our written valuation policy and procedures. Our valuation procedures are also disclosed in Item 5 of our Form ADV Part 2A.

Performance: Performance results are presented gross-of-advisory fees and represent the client's Total Return. The deduction of advisory fees lowers performance results. These results include the reinvestment of dividends and other earnings. Past performance may not be indicative of future results. Therefore, clients should not assume that future performance of any specific investment or investment strategy will be profitable or equal to past performance levels. All investment strategies have the potential for profit or loss. Economic factors, market conditions or changes in investment strategies, contributions or withdrawals may materially alter the performance and results of your portfolio.

Source ice Data Indices, LLC ("ICE"), used with permission. ICE PERMITS USE OF THE ICE INDICES AND RELATED DATA ON AN "AS IS" BASIS; ICE, ITS AFFILIATES AND THEIR RESPECTIVE THIRD PARTY SUPPLIERS DISCLAIM ANY AND ALL WARRANTIES AND REPRESENTATIONS, EXPRESS AND/OR IMPLIED, INCLUDING ANY WARRANTIES OF MERCHANTABILITY OR FITNESS FOR A PARTICULAR PURPOSE OR USE, INCLUDING THE INDICES, INDEX DATA AND ANY DATA INCLUDED IN, RELATED TO, OR DERIVED THEREFROM. NEITHER ICE DATA, ITS AFFILIATES OR THEIR RESPECTIVE THIRD PARTY PROVIDERS GUARANTEE THE QUALITY, ADEQUACY, ACCURACY, TIMELINESS OR COMPLETENESS OF THE INDICES OR THE INDEX DATA OR ANY COMPONENT THEREOF, AND THE INDICES AND INDEX DATA AND ALL COMPONENTS THEREOF ARE PROVIDED ON AN "AS IS" BASIS AND LICENSEE'S USE IS AT LICENSEE'S OWN RISK. ICE DATA, ITS AFFILIATES AND THEIR RESPECTIVE THIRD PARTY DO NOT SPONSOR, ENDORSE, OR RECOMMEND CHANDLER, OR ANY OF ITS PRODUCTS OR SERVICES.

Index returns assume reinvestment of all distributions. Historical performance results for investment indexes generally do not reflect the deduction of transaction and/or custodial charges or the deduction of an investment management fee, the incurrence of which would have the effect of decreasing historical performance results. It is not possible to invest directly in an index.

Ratings: Ratings information have been provided by Moody's, S&P and Fitch through data feeds we believe to be reliable as of the date of this statement, however we cannot guarantee its accuracy.

Security level ratings for U.S. Agency issued mortgage-backed securities ("MBS") reflect the issuer rating because the securities themselves are not rated. The issuing U.S. Agency guarantees the full and timely payment of both principal and interest and carries a AA+/Aaa/AAA by S&P, Moody's and Fitch respectively.



Benchmark Index	Disclosure
ICE BofA 1-5 Yr US Treasury & Agency Index	The ICE BofA 1-5 Year US Treasury & Agency Index tracks the performance of US dollar denominated US Treasury and nonsubordinated US agency debt issued in the US domestic market. Qualifying securities must have an investment grade rating (based on an average of Moody’s, S&P and Fitch). Qualifying securities must have at least one year remaining term to final maturity and less than five years remaining term to final maturity, at least 18 months to maturity at time of issuance, a fixed coupon schedule, and a minimum amount outstanding of \$1 billion for sovereigns and \$250 million for agencies.