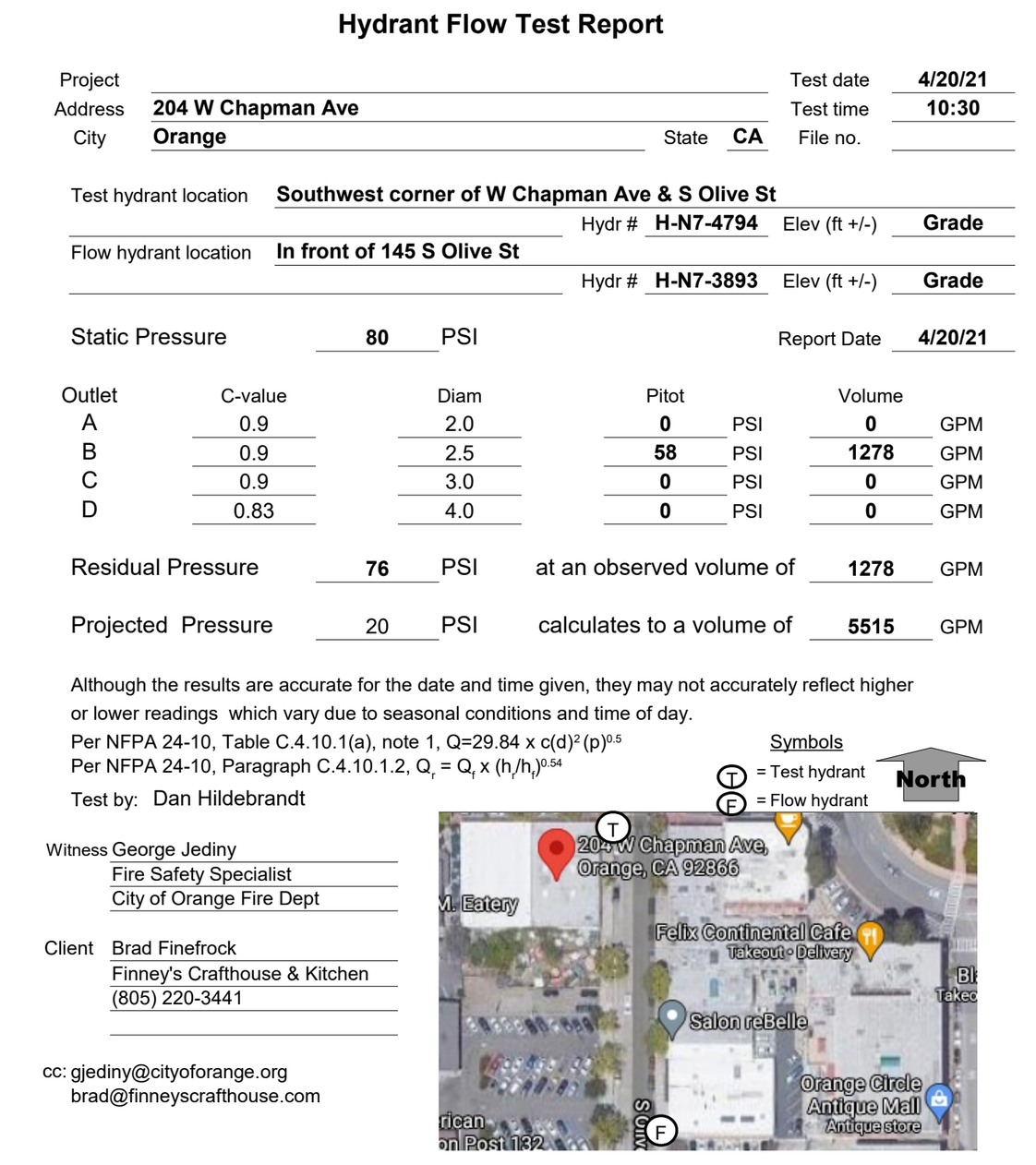
SoCal Flow Testing
3741 Rose Dr, Yorba Linda, CA 92886
714-261-5716 *** 714-393-3877
email: info@socalflowtest.com

Hydrant Flow Test Report

Project
Address: 204 W Chapman Ave
City: Orange — State: CA — File no.
Test date: 4/20/21 — Test time: 10:30

Test hydrant location: Southwest corner of W Chapman Ave & S Olive St — Hydr # H-N7-4794 — Elev (ft +/-) Grade
Flow hydrant location: In front of 145 S Olive St — Hydr # H-N7-3893 — Elev (ft +/-) Grade

Static Pressure: 80 PSI — Report Date: 4/20/21

Outlet	C-value	Diam	Pitot		Volume	
A	0.9	2.0	0	PSI	0	GPM
B	0.9	2.5	58	PSI	1278	GPM
C	0.9	3.0	0	PSI	0	GPM
D	0.83	4.0	0	PSI	0	GPM

Residual Pressure: 76 PSI at an observed volume of 1278 GPM
Projected Pressure: 20 PSI calculates to a volume of 5515 GPM

Although the results are accurate for the date and time given, they may not accurately reflect higher or lower readings which vary due to seasonal conditions and time of day.
Per NFPA 24-10, Table C.4.10.1(a), note 1, $Q=29.84 \times c(d)^2 (p)^{0.5}$
Per NFPA 24-10, Paragraph C.4.10.1.2, $Q_r = Q_f \times (h_r/h_f)^{0.54}$
Test by: Dan Hildebrandt

Symbols: T = Test hydrant; F = Flow hydrant; North

Witness: George Jediny, Fire Safety Specialist, City of Orange Fire Dept
Client: Brad Finefrock, Finney's Crafthouse & Kitchen, (805) 220-3441
cc: gjediny@cityoforange.org, brad@finneyscrafthouse.com

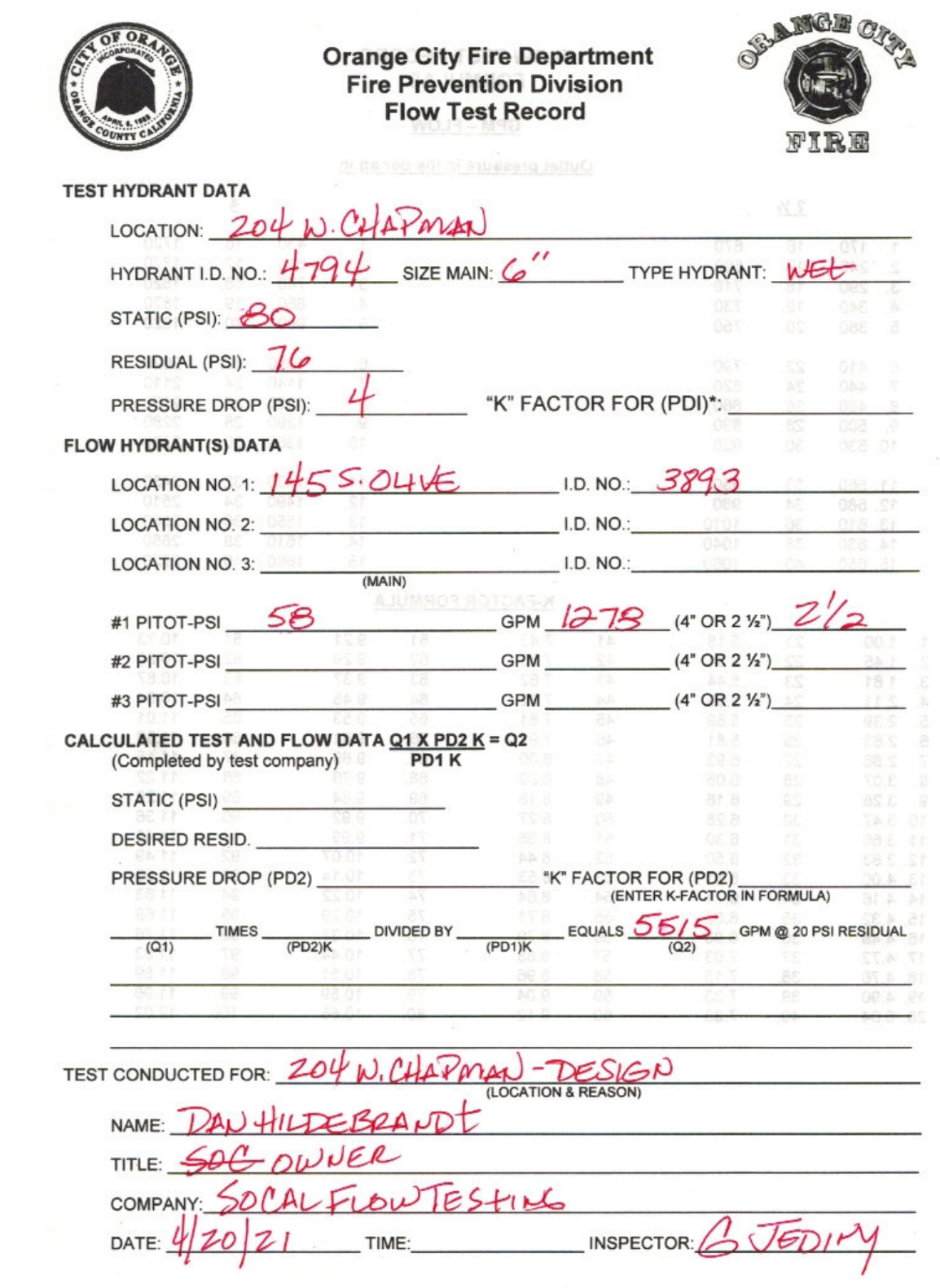
Orange City Fire Department
Fire Prevention Division
Flow Test Record

TEST HYDRANT DATA
LOCATION: 204 W. CHAPMAN
HYDRANT I.D. NO.: 4794 — SIZE MAIN: 6" — TYPE HYDRANT: WET
STATIC (PSI): 80
RESIDUAL (PSI): 76
PRESSURE DROP (PSI): 4 — "K" FACTOR FOR (PDI)*:

FLOW HYDRANT(S) DATA
LOCATION NO. 1: 145 S. OLIVE — I.D. NO.: 3893
LOCATION NO. 2: — I.D. NO.:
LOCATION NO. 3: — I.D. NO.:
#1 PITOT-PSI: 58 — GPM: 1278 — (4" OR 2 ½"): 2½
#2 PITOT-PSI: — GPM: — (4" OR 2 ½")
#3 PITOT-PSI: — GPM: — (4" OR 2 ½")

CALCULATED TEST AND FLOW DATA Q1 X PD2 K = Q2 (Completed by test company) PD1 K
STATIC (PSI):
DESIRED RESID.:
PRESSURE DROP (PD2): — "K" FACTOR FOR (PD2) (ENTER K-FACTOR IN FORMULA)
(Q1) TIMES (PD2)K DIVIDED BY (PD1)K EQUALS 5515 (Q2) GPM @ 20 PSI RESIDUAL

TEST CONDUCTED FOR: 204 W. CHAPMAN - DESIGN (LOCATION & REASON)
NAME: DAN HILDEBRANDT
TITLE: SOC OWNER
COMPANY: SOCAL FLOW TESTING
DATE: 4/20/21 — TIME: — INSPECTOR: G. JEDINY

FIREFIGHTING WATER SUPPLY AVALIBILITY 2

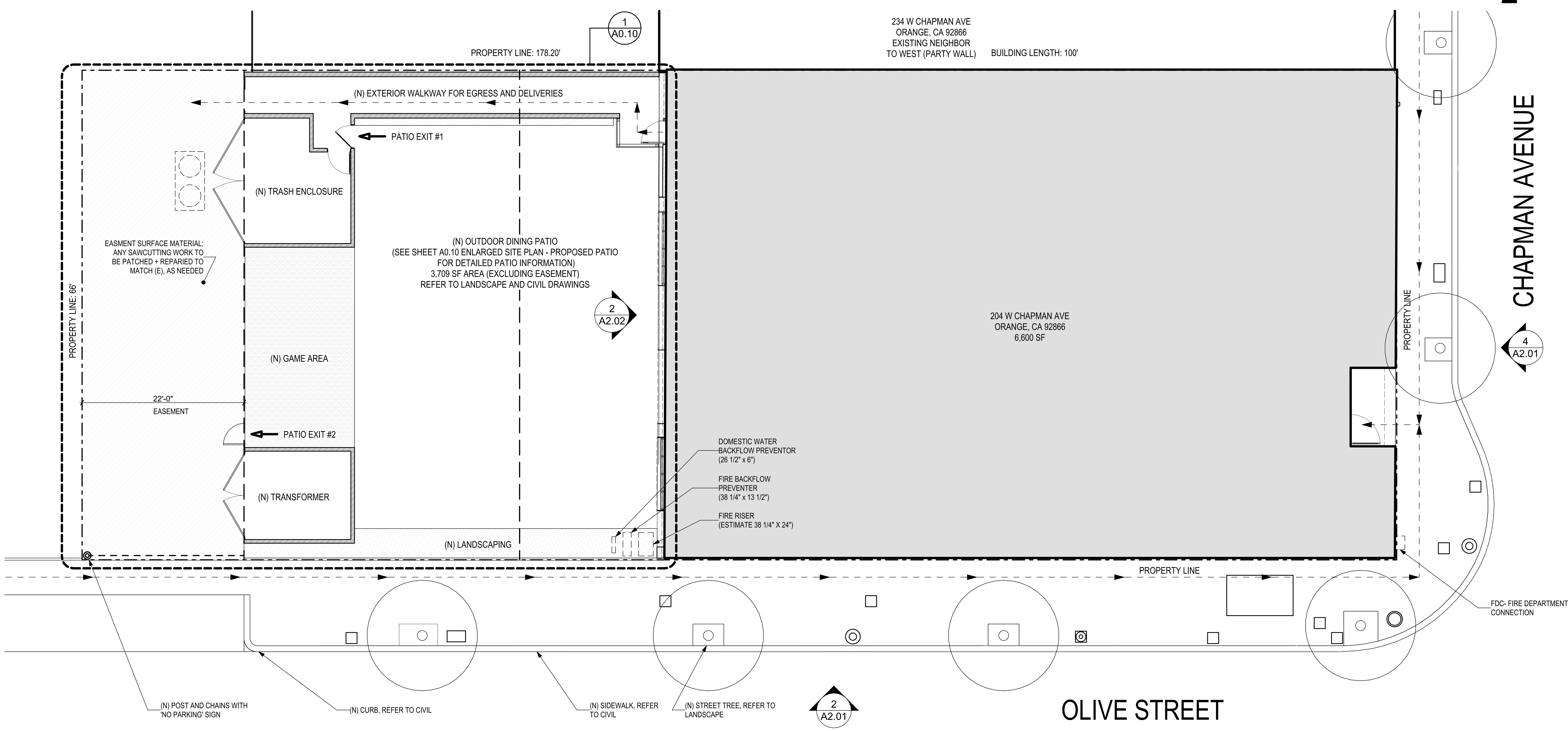

PROPOSED SITE PLAN 1

SCALE: 1/8" = 1'-0"

N

proposed site plan keynotes

(SEE SHEET A0.10 ENLARGED SITE PLAN - PROPOSED PATIO FOR SITE PLAN KEYNOTES

symbol legend

- AREA IN SCOPE
- (N) 6'-0" TALL SITE WALL
- ACCESSIBLE PATH OF TRAVEL 5% MAX SLOPE; 2% MAX CROSS SLOPE
- (E) 22'-0" EASEMENT TO REMAIN

Copyright: All ideas, designs, and drawings included within these documents are the sole ownership of AB DESIGN STUDIO, INC. and are soles instruments of service for the construction of this project. They are no to be traced, copied, scanned, reprinted, reproduced, or otherwise used without the expressed and written consent of AB DESIGN STUDIO, INC. All copies to be returned to AB DESIGN STUDIO, INC. unless specific arrangements have been made between AB DESIGN STUDIO, INC. and its clients, consultants, etc. All rights reserved per California Law and Tile 17, U.S. Code © AB DESIGN STUDIO, INC.

AB design studio, inc.
architecture | interior design | urban planning
420 E HALEY STREET
SANTA BARBARA, CA 93101
2234 BARRY AVE. STE 100
LOS ANGELES, CA 90064

project team

CIVIL ENGINEER & SURVEYOR:
GILBERT ENGINEERING & ASSOCIATES, INC.
BILL GILBERT, P.E.
2 MERRIWEATHER PLACE
LADERA RANCH, CA 92694
949-218-8075

LANDSCAPE ARCHITECT:
TERRAIN INTEGRATION
STEPHANIE SHERMOEN, ASLA
143 S. OLIVE STREET
ORANGE, CA 92866
714-724-9814

STRUCTURAL ENGINEER:
KPFF
WILLIAM THORPE
18400 VON KARMAN, STE 600
IRVINE, CA 92612
949-252-1022

MEP ENGINEER:
GAUSMAN & MOORE
ANDY WILKINSON, PE
26415 CARL BOYER DRIVE, SUITE 205
LOS ANGEELES, CA 91350
661-291-4265

FOOD SERVICE:
JIM MCKEOWN INC.
JIM MCKEOWN
5700 RALTON STREET SUITE 302
VENTURA, CA 93003
805-207-5651

HISTORICAL CONSULTANT:
SAPPHOS ENVIRONMENTAL
KASEY CONLEY, ARC HISTORIAN
430 NORTH HALSTEAD ST.
PASADENA, CA 91107
626-683-3547 EXT 135

AS-BUILTS:
CONTOURED, INC
CHRIS REED, VP
4590 MACARTHUR BLVD., STE.500
NEWPORT BEACH, CA 92660
949-610-0852

submittals / revisions

PRINT DATE: 8/20/2021

Date	Submittal
01.15.21	SMART SUBMITTAL
04.21.21	SMART SUBMITTAL #2
06.14.21	BUILDING SUBMITTAL
07.06.21	DRC SUBMITTAL
07.21.21	BID SET
08.11.21	DRC SUBMITTAL #2

project info

PROJECT: 20068.00

FINNEY'S ORANGE

PROJECT ADDRESS:
204 West Chapman Avenue
Orange CA

OWNER CONTACT:
BRAD & FINEFROCK
(805) 220-3441

A0.03

PROPOSED SITE PLAN

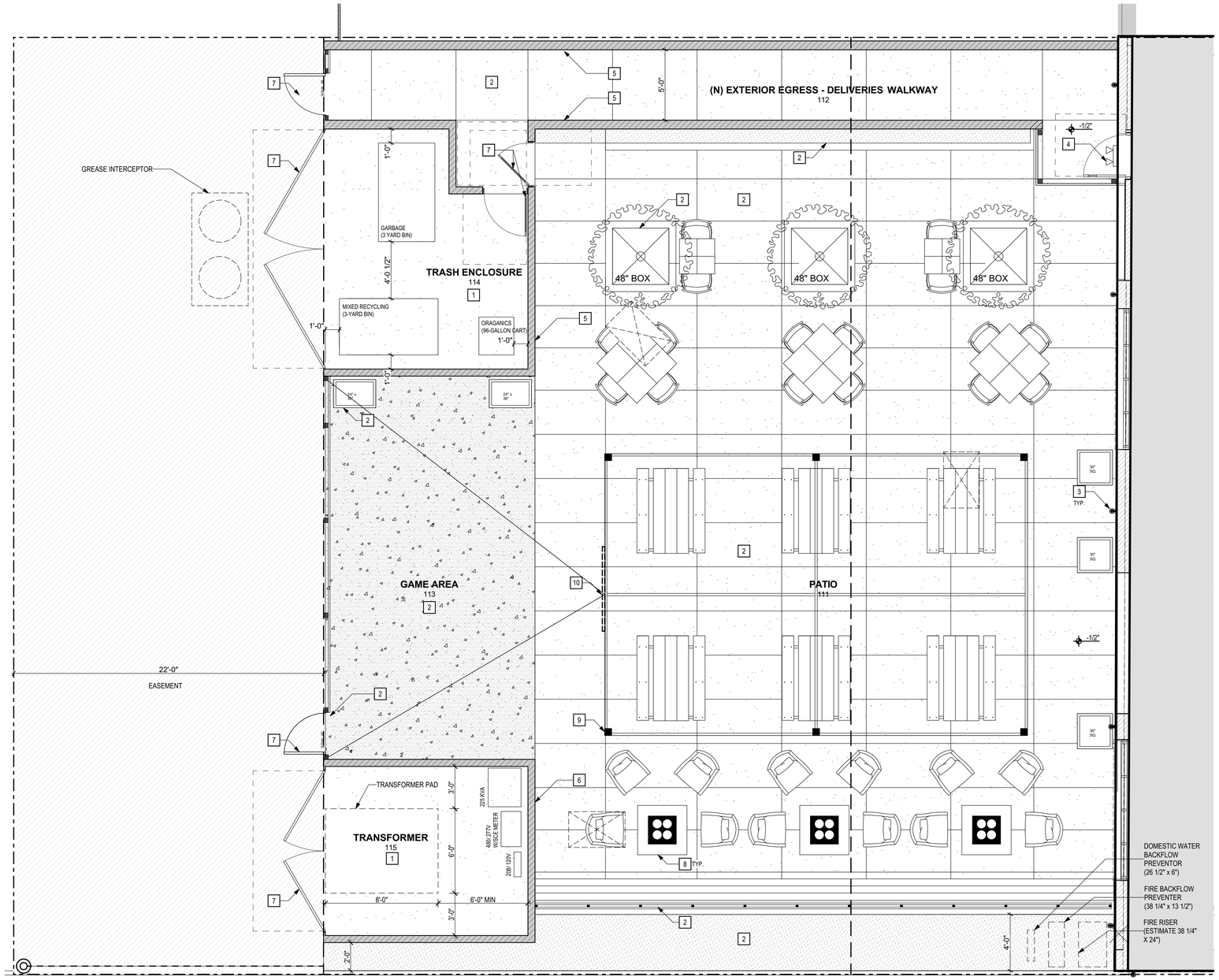

PROPOSED SITE PLAN - ENLARGED PATIO 1

SCALE: 1/4" = 1'-0"

proposed site plan - enlarged patio keynotes

1. (N) CONCRETE HARDSCAPE, REFER TO LANDSCAPE DRAWINGS
2. REFER TO LANDSCAPE DRAWINGS
3. (N) EXTERIOR LIGHTING
4. (N) EMERGENCY LIGHT MOTION LIGHT SENSOR
5. (N) 6 FEET HIGH SITE WALL. REFER TO LANDSCAPE DRAWINGS
6. (N) 8 FEET HIGH SITE WALL. REFER TO LANDSCAPE DRAWINGS
7. (N) GATE. REFER TO LANDSCAPE DRAWINGS
8. (N) NATURAL GAS FIRE TABLE. REFER TO LANDSCAPE DRAWINGS. ALL TO ROUTE (N) GAS LINES SUB-SLAB. LOCATE PER FIRE TABLE SPECS. SEE ALSO PLUMBING DRAWINGS
9. (N) PRE-FAB TRELLIS STRUCTURE. UNDER DEFERRED PERMIT. SEE LANDSCAPE DRAWINGS
10. (N) SIGN ON TRELLIS STRUCTURE ABOVE, UNDER SEPARATE PERMIT

symbol legend

- BUILDING FOOTPRINT
- (E) 22'-0" EASEMENT TO REMAIN
- (N) 6'-0" TALL SITE WALL
- (N) WALL SCONCES
- (N) D.G. / GRAVEL AREA

AB design studio, inc.
architecture | interior design | urban planning

420 E HALEY STREET
SANTA BARBARA, CA 93101

2234 BARRY AVE. STE 100
LOS ANGELES, CA 90064

project team

CIVIL ENGINEER & SURVEYOR:
GILBERT ENGINEERING & ASSOCIATES, INC.
BILL GILBERT, P.E.
2 MERRIWEATHER PLACE
LADERA RANCH, CA 92694
949-218-8075

LANDSCAPE ARCHITECT:
TERRAIN INTEGRATION
STEPHANIE SHERMOEN, ASLA
143 S. OLIVE STREET
ORANGE, CA 92866
714-724-9814

STRUCTURAL ENGINEER:
KPFF
WILLIAM THORPE
18400 VON KARMAN, STE 600
IRVINE, CA 92612
949-252-1022

MEP ENGINEER:
GAUSMAN & MOORE
ANDY WILKINSON, PE
26415 CARL BOYER DRIVE, SUITE 205
LOS ANGEELES, CA 91350
661-291-4265

FOOD SERVICE:
JIM MCKEOWN INC.
JIM MCKEOWN
5700 RALTON STREET SUITE 302
VENTURA, CA 93003
805-207-5651

HISTORICAL CONSULTANT:
SAPPHOS ENVIRONMENTAL
KASEY CONLEY, ARC HISTORIAN
430 NORTH HALSTEAD ST.
PASADENA, CA 91107
626-683-3547 EXT 135

AS-BUILTS:
CONTOURED, INC
CHRIS REED, VP
4590 MACARTHUR BLVD., STE.500
NEWPORT BEACH, CA 92660
949-610-0852

submittals / revisions

PRINT DATE: 8/20/2021

01.15.21	SMART SUBMITTAL
04.21.21	SMART SUBMITTAL #2
06.14.21	BUILDING SUBMITTAL
07.06.21	DRC SUBMITTAL
07.21.21	BID SET
08.11.21	DRC SUBMITTAL #2

project info

PROJECT: 20068.00

FINNEY'S ORANGE

PROJECT ADDRESS:
204 West Chapman Avenue
Orange CA

OWNER CONTACT:
BRAD & FINEFROCK
(805) 220-3441

A0.10

PROPOSED SITE PLAN - ENLARGED PATIO

Copyright: All ideas, designs, and drawings included within these documents are the sole ownership of AB DESIGN STUDIO, INC. and are solely instruments of service for the construction of this project. They are not to be traced, copied, scanned, reprinted, reproduced, or otherwise used without the expressed and written consent of AB DESIGN STUDIO, INC. and its clients, consultants, etc. All rights reserved per California Law and Title 17, U.S. Code © AB DESIGN STUDIO, INC.

fire notes

1. INTERIOR WALL AND CEILING FINISH SHALL HAVE A FLAME SPREAD INDEX NOT GREATER THAN THAT SPECIFIED IN TABLE 803.13 FOR THE GROUP AND LOCATION DESIGNATED. INTERIOR WALL AND CEILING FINISH MATERIALS TESTED IN ACCORDANCE WITH NFPA 286 AND MEETING THE ACCEPTANCE CRITERIA OF SECTION 803.1.1.1, SHALL BE PERMITTED TO BE USED WHERE A CLASS A CLASSIFICATION IN ACCORDANCE WITH ASTM E84 OR UL 723 IS REQUIRED

2. CURTAINS, DRAPERIES, FABRIC HANGINGS AND SIMILAR COMBUSTIBLE DECORATIVE MATERIALS SUSPENDED FROM WALLS AND CEILINGS SHALL COMPLY WITH SECTION 807.4 AND SHALL NOT EXCEED 10 PERCENT OF THE SPECIFIC WALL OR CEILING AREA TO WHICH SUCH MATERIALS ARE ATTACHED

3. PORTABLE FIRE EXTINGUISHERS SHALL BE INSTALLED AS REQUIRED BY CALIFORNIA FIRE CODE 906. PROVIDE VERBATIM NOTE ON THE FLOOR PLAN; NOTE: THE FINAL NUMBER AND LOCATION OF ALL FIRE EXTINGUISHERS SHALL BE DETERMINED BY THE LOCAL AREA FIRE INSPECTOR

4. A TYPE I HOOD SHALL BE INSTALLED AT OR ABOVE ALL COMMERCIAL COOKING APPLIANCES AND DOMESTIC COOKING APPLIANCES USED FOR COMMERCIAL PURPOSES THAT PRODUCE GREASE VAPORS. FIRE CODE 609.2 AND BUILDING CODE 904.2.2

5. STORAGE OF COOKING OIL (GREASE) IN COMMERCIAL COOKING OPERATIONS UTILIZING ABOVE-GROUND TANKS WITH A CAPACITY GREATER THAN 60 GAL (227L) INSTALLED WITHIN A BUILDING SHALL COMPLY WITH SECTIONS 610.2 THROUGH 610.7 AND NFPA 30. FOR PURPOSES OF THIS SECTION, COOKING OIL SHALL BE CLASSIFIED AS A CLASS IIIB LIQUID UNLESS OTHERWISE DETERMINED BY TESTING.

6. ADDRESS IDENTIFICATION. NEW AND EXISTING BUILDINGS SHALL BE PROVIDED WITH APPROVED ADDRESS IDENTIFICATION. THE ADDRESS IDENTIFICATION SHALL BE LEGIBLE AND PLACED IN A POSITION THAT IS VISIBLE FROM THE STREET OR ROAD FRONTING THE PROPERTY. ADDRESS IDENTIFICATION CHARACTERS SHALL CONTRAST WITH THEIR BACK-GROUND. ADDRESS NUMBERS SHALL BE ARABIC NUMBERS OR ALPHABETICAL LETTERS. NUMBERS SHALL NOT BE SPELLED OUT. EACH CHARACTER SHALL BE A MINIMUM OF 4 INCHES (102MM) HIGH WITH A MINIMUM STROKE WIDTH OF ½" (12.7MM). WHERE REQUIRED BY THE FIRE CODE OFFICIAL, ADDRESS IDENTIFICATION SHALL BE PROVIDED IN ADDITIONAL APPROVED LOCATIONS TO FACILITATE EMERGENCY RESPONSE. WHERE ACCESS IS BY MEANS OF A PRIVATE ROAD AND THE BUILDING ADDRESS CANNOT BE VIEWED FROM THE PUBLIC WAY, A MONUMENT, POLE OR OTHER APPROVED SIGN OR MEANS SHALL BE USED TO IDENTIFY THE STRUCTURE. ADDRESS IDENTIFICATION SHALL BE MAINTAINED

7. APPROVED EXIT SIGNS SHALL BE LOCATED AS NECESSARY TO CLEARLY INDICATE THE DIRECTION OF EGRESS TRAVEL AS REQUIRED BY CALIFORNIA BUILDING CODE 1013.1; AND SHALL BE INTERNALLY OR EXTERNALLY ILLUMINATED AS REQUIRED BY SECTION 1013.3 IN ACCORDANCE WITH THE PROVISIONS SET FORTH IN SECTIONS 1013.5 AND NOTE: ADDITIONAL EXIT SIGNS MAY BE REQUIRED AT TIME OF FIELD INSPECTION

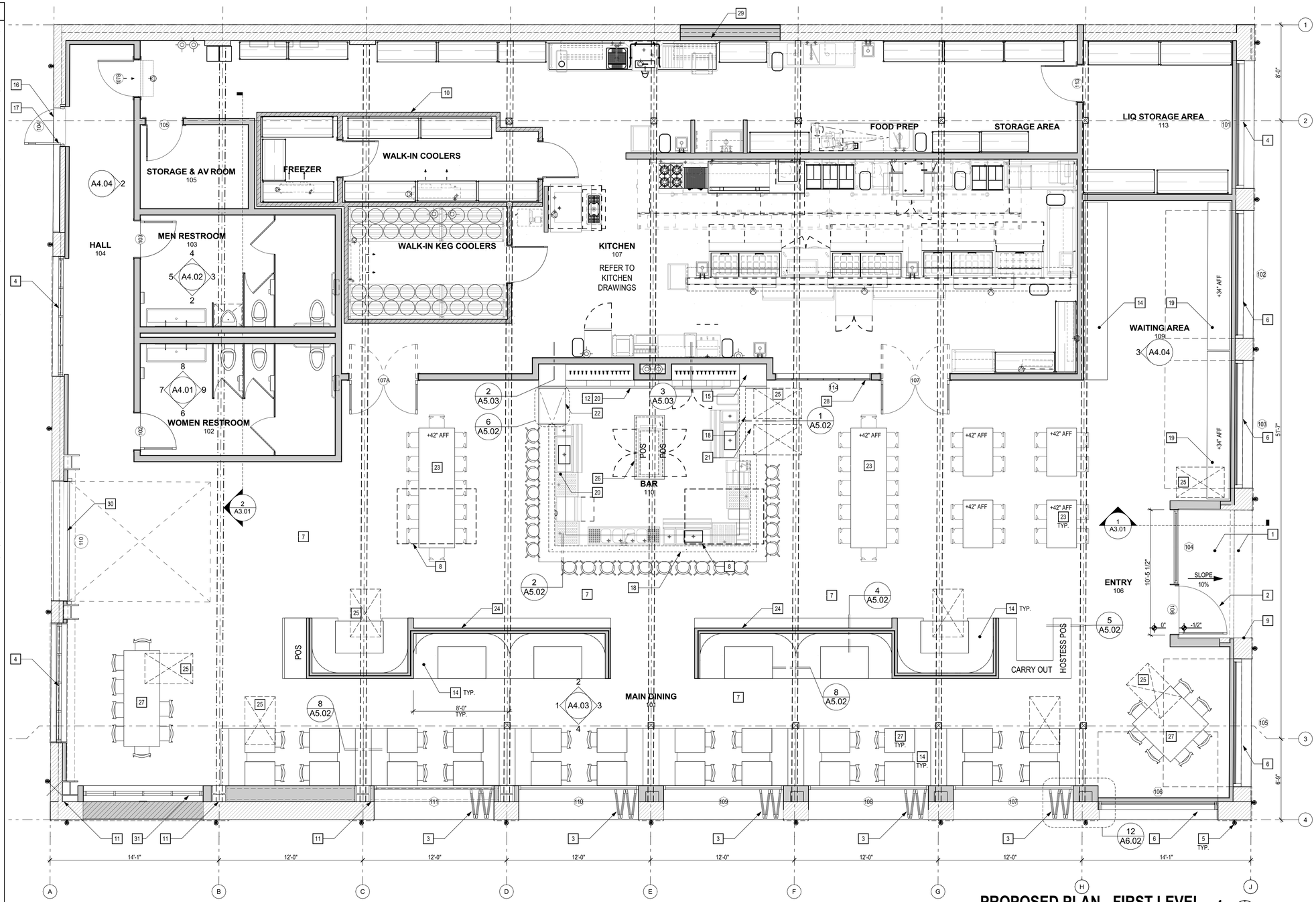

PROPOSED PLAN - FIRST LEVEL

SCALE: 1/4" = 1'-0"

proposed floor plan keynotes

1. (N) CONCRETE SLOPED WALKWAY, INFILL (N) FLOOR OVER (E) RAMP TO FLUSH WITH (E) FINISH FLOOR
2. (N) GLASS ENTRY DOOR
3. (N) OPERABLE ACCORDIAN WINDOW; SEE EXT. ELEVATIONS
4. (E) WINDOW TO REMAIN, REPAIR AND RESTORE AS NECESSARY
5. (N) EXTERIOR LIGHT FIXTURE, TYP.
6. (N) AWNING WINDOW IN (E) OPENING, SEE EXT. ELEVATIONS AND A6.03
7. 44 INCH MIN CLEAR AISLE WIDTH THROUGHOUT RESTAURANT
8. (E) ROOF SKYLIGHTS, HISTORIC AND ORIGINAL TO BUILDING, TO REMAIN AS-IS
9. BEA ADA PUSH-PLATE 4.5" SQUARE SURFACE MOUNT BOX
10. (N) WALK-IN REF./FREEZ/ SEE K-SHEETS
11. (N) STRUCTURAL MOMENT FRAME COLUMNS AND BEAMS; REFER TO STRUCTURAL
12. OPEN SHELVING BELOW BAR COUNTER FOR GLASSWARE STORAGE, SEE K-SHEETS
13. NOT USED
14. (N) BENCH FURNITURE
15. (N) RECESSED STEEL SHELVING
16. THRESHOLD 1/2" MAX @ ALL EXT. DOORS
17. (N) EGRESS DOOR IN (N) SIMPLE WOOD INFILL WALL
18. (N) BAR DIE WALL
19. (N) FURNITURE COUNTER ON MOBILE CASTERS
20. (N) 42" HIGH X 27" WIDE @ BAR COUNTER
21. ACCESSIBLE COUNTER @ 34" AFF. MAX
22. BAR ACCESS
23. (N) BAR HEIGHT TABLES
24. (N) 44" HT. PONY WALL WITH 10" GLASS SNEEZE GUARD
25. 30"X48" ACCESSIBLE DINING CLR. TOP OF DINING SURFACES SHALL BE 28" MIN. AND 34" MAX A.F.F. SEE KNEE CLEARANCE DETAILS ON T.12
26. (N) CENTER ISLAND & BACK BAR LIQUOR DISPLAY SHELF + 2 NEW 48" BARCONIC LED LIQUOR BOTTLE DISPLAY SHELF - 2 STEP (EA.) (N) MILLWORK FOR CABLE MANAGEMENT + P.O.S. STATIONS TO MATCH FINNEY'S BURBANK LOCATION (CONTRACTOR PROVIDED + INSTALLED)
27. (N) DINING HEIGHT TABLES
28. (N) DISPLAY WINDOW INTO KITCHEN
29. (N) CMU INFILL WALL, SEALED IN (E) OPENING
30. (N) OVERHEAD ROLL-UP DOOR; MOUNT HORIZ. STRUTS TO B.O. (E) TRUSS ABOVE
31. (E) WINDOW FROM SOUTH WALL CAREFULLY RELOCATED AND RESTORED AS NEEDED TO ORIGINAL CONDITION, SEE EXT. ELEVATIONS

general notes

1. MIN. CLEARANCE NOTED IS REQUIRED FINISH DIMENSION. CONTRACTOR TO VERIFY WALL FINISHES AND EQUIPMENT PRIOR TO CONSTRUCTION.
2. REFER TO K-SHEETS FOR EQUIPMENT PLAN AND SCHEDULE.
3. REFER TO T-SHEETS FOR GENERAL NOTES, DIMENSIONS, CLEARANCES, REQUIREMENTS, ETC.
4. REFER TO SHEET A5.04 FOR WATERPROOFING DETAILS.
5. (N) FRAMED WALLS CONTAINING DRAINAGE WASTE AND VENT PIPING SHALL BE 6" FRAMING U.N.O.
6. REFER TO SHEET A5.04 FOR WATERPROOFING DETAILS

floor plan legend

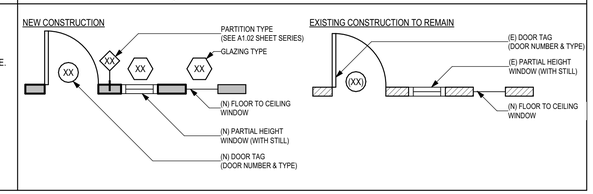

AB design studio, inc.
architecture | interior design | urban planning
420 E HALEY STREET
SANTA BARBARA, CA 93101
2234 BARRY AVE. STE 100
LOS ANGELES, CA 90064

project team

CIVIL ENGINEER & SURVEYOR:
GILBERT ENGINEERING & ASSOCIATES, INC.
BILL GILBERT, P.E.
2 MERRIWEATHER PLACE
LADERA RANCH, CA 92694
949-218-8075

LANDSCAPE ARCHITECT:
TERRAIN INTEGRATION
STEPHANIE SHERMOEN, ASLA
143 S. OLIVE STREET
ORANGE, CA 92866
714-724-9814

STRUCTURAL ENGINEER:
KPFF
WILLIAM THORPE
18400 VON KARMAN, STE 600
IRVINE, CA 92612
949-252-1022

MEP ENGINEER:
GAUSMAN & MOORE
ANDY WILKINSON, PE
26415 CARL BOYER DRIVE, SUITE 205
LOS ANGEELES, CA 91350
661-291-4265

FOOD SERVICE:
JIM MCKEOWN INC.
JIM MCKEOWN
5700 RALTON STREET SUITE 302
VENTURA, CA 93003
805-207-5651

HISTORICAL CONSULTANT:
SAPPHOS ENVIRONMENTAL
KASEY CONLEY, ARC HISTORIAN
430 NORTH HALSTEAD ST.
PASADENA, CA 91107
626-683-3547 EXT 135

AS-BUILTS:
CONTOURED, INC
CHRIS REED, VP
4590 MACARTHUR BLVD., STE.500
NEWPORT BEACH, CA 92660
949-610-0852

submittals / revisions

PRINT DATE: 8/20/2021

01.15.21	SMART SUBMITTAL
04.21.21	SMART SUBMITTAL #2
06.14.21	BUILDING SUBMITTAL
07.06.21	DRC SUBMITTAL
07.21.21	BID SET
08.11.21	DRC SUBMITTAL #2

project info

PROJECT: 20068.00

FINNEY'S ORANGE

PROJECT ADDRESS:
204 West Chapman Avenue
Orange CA

OWNER CONTACT:
BRAD & FINEFROCK
(805) 220-3441

A1.10

PROPOSED FLOOR PLAN

Copyright: All ideas, designs, and drawings included within these documents are the sole ownership of AB DESIGN STUDIO, INC. and are solely for the construction of this project. They are not to be traced, copied, scanned, reprinted, reproduced or otherwise used without the expressed and written consent of AB DESIGN STUDIO, INC. and its clients, consultants, etc. All rights reserved per California Law and Title 17, U.S. Code © AB DESIGN STUDIO, INC.